

Eleventh Edition

# Financial Accounting Theory and Analysis

Text and Cases

Richard G. Schroeder

Myrtle W. Clark

Jack M. Cathey



WILEY



---

FINANCIAL  
ACCOUNTING  
THEORY  
AND ANALYSIS

---

*TEXT AND CASES*

---

Eleventh Edition

Richard G. Schroeder  
University of North Carolina at Charlotte

Myrtle W. Clark  
University of Kentucky

Jack M. Cathey  
University of North Carolina at Charlotte

**WILEY**

VICE PRESIDENT AND EXECUTIVE PUBLISHER  
EXECUTIVE EDITOR  
CONTENT EDITOR  
EDITORIAL ASSISTANT  
SENIOR MARKETING MANAGER  
MARKETING ASSISTANT  
SENIOR PRODUCTION MANAGER  
ASSOCIATE PRODUCTION MANAGER  
PRODUCTION EDITOR  
DESIGN DIRECTOR  
COVER DESIGNER  
COVER PHOTO

George Hoffman  
Joel Hollenbeck  
Brian Kamins  
Rebecca Costantini  
Karolina Zarychta Honsa  
Mia Brady  
Janis Soo  
Joel Balbin  
Eugenia Lee  
Harry Nolan  
Kenji Ngieng  
© RoosterHD/iStockphoto

This book was set in Times Roman by Aptara and printed and bound by Courier Westford. The cover was printed by Courier Westford.

This book is printed on acid-free paper.

Founded in 1807, John Wiley & Sons, Inc. has been a valued source of knowledge and understanding for more than 200 years, helping people around the world meet their needs and fulfill their aspirations. Our company is built on a foundation of principles that include responsibility to the communities we serve and where we live and work. In 2008, we launched a Corporate Citizenship Initiative, a global effort to address the environmental, social, economic, and ethical challenges we face in our business. Among the issues we are addressing are carbon impact, paper specifications and procurement, ethical conduct within our business and among our vendors, and community and charitable support. For more information, please visit our website: [www.wiley.com/go/citizenship](http://www.wiley.com/go/citizenship).

Copyright © 2014, 2011, 2009, 2005 John Wiley & Sons, Inc. All rights reserved.

No part of this publication may be reproduced, stored in a retrieval system or transmitted in any form or by any means, electronic, mechanical, photocopying, recording, scanning or otherwise, except as permitted under Sections 107 or 108 of the 1976 United States Copyright Act, without either the prior written permission of the Publisher or authorization through payment of the appropriate per-copy fee to the Copyright Clearance Center, Inc. 222 Rosewood Drive, Danvers, MA 01923, website [www.copyright.com](http://www.copyright.com). Requests to the Publisher for permission should be addressed to the Permissions Department, John Wiley & Sons, Inc., 111 River Street, Hoboken, NJ 07030-5774, (201)748-6011, fax (201)748-6008, website <http://www.wiley.com/go/permissions>.

Evaluation copies are provided to qualified academics and professionals for review purposes only, for use in their courses during the next academic year. These copies are licensed and may not be sold or transferred to a third party. Upon completion of the review period, please return the evaluation copy to Wiley. Return instructions and a free of charge return mailing label are available at [www.wiley.com/go/returnlabel](http://www.wiley.com/go/returnlabel). If you have chosen to adopt this textbook for use in your course, please accept this book as your complimentary desk copy. Outside of the United States, please contact your local sales representative.

To order books or for customer service please, call 1-800-CALL WILEY (225-5945).

### ***Library of Congress Cataloging-in-Publication Data***

Schroeder, Richard G.

Financial accounting theory and analysis : text and cases / Richard G. Schroeder,  
University of North Carolina at Charlotte, Myrtle W. Clark, University of Kentucky,  
Jack M. Cathey, University of North Carolina at Charlotte. —Eleventh edition.  
pages cm

Includes index.

ISBN 978-1-118-58279-4 (paper)

1. Accounting. 2. Accounting—Problems, exercises, etc. I. Clark, Myrtle. II. Cathey,  
Jack M. III. Title.

HF5625.A2394 2014  
657—dc23

2013018232

Printed in the United States of America

10 9 8 7 6 5 4 3 2 1

---

# Preface

---

Accounting education has experienced many dramatic changes over the life of this accounting theory text. The publication of the eleventh edition represents more than 35 years in its evolution. At its inception, much of what was then considered theory was in reality rule memorization of rules. In recent years, the globalization of the economy has affected the skills necessary to be a successful accountant and has caused accounting educators to develop new methods of communicating accounting education. Emphasis is now being given to the incorporation of ethics into the curriculum, the analysis of a company's quality of earnings and sustainable income, the use of the World Wide Web as a source of information, the international dimensions of accounting, the development of critical thinking skills, the development of communication skills, and the use of group projects to develop cooperative skills.

This edition of the text is a further extension of the refocusing of the material to suit the needs of accounting professionals into the 21st century. Among the changes in this edition that were designed to accomplish this objective are the following:

- Expanded use of the Web by including cases and updates on the textbook companion site at Supply.
- Added a tutorial on the FASB ASC in the solutions manual
- Added a test bank to the solutions manual, containing more than 250 multiple choice and more than 200 essay questions
- Updated the disclosure examples throughout the chapters and updated the financial analysis sections of each chapter using Hershey and Tootsie Roll as the example companies
- Added new FASB ASC cases
- Added new Room for Debate questions
- Added new Web cases
- Added a discussion of the contribution of Denise Schmandt-Bessereet to the early history of accounting in Chapter 1
- Added a discussion of the criticism of the conceptual framework project in Chapter 2
- Added a discussion of the exposure draft on "The Conceptual Framework for Financial Reporting: The Reporting Entity" in Chapter 2
- Added a discussion of the joint FASB-IASB standards update project in Chapter 2
- Added a discussion of Statement of Accounting Concepts No. 8 in Chapters 2 and 3

- Added a discussion of the SEC's staff report on incorporating IFRS into the U.S. reporting system in Chapter 3
- Added a discussion of the SEC's staff report on the use of IFRS in practice in Chapter 3
- Added a discussion of the IASB's future work program in Chapter 3
- Added a discussion of behavioral finance in Chapter 4
- Added a discussion of the FASB's exposure draft for a proposed ASU on revenue from contracts with customers in Chapter 5
- Added a discussion of Lehman Brothers' bankruptcy and its use of REPO 105 in Chapter 5
- Added a discussion of *IFRS No. 13*, "Fair Value Measurement," in Chapter 7
- Added a discussion of the proposed ASU on Accounting for Financial Instruments and Revisions to the Accounting for Derivative Instruments and Hedging Activities in Chapter 10
- Added a discussion of accounting for financial assets contained in *IFRS No. 9*, "Financial Instruments," in Chapter 10
- Added a discussion of the recognition and measurement requirements for financial liabilities contained in *IFRS No. 9*, "Financial Instruments," in Chapter 11
- Added a discussion of the latest FASB–IASB lease proposal in Chapter 13
- Added a discussion of the amendment to *IAS No. 19*, "Retirement Benefit Costs," in Chapter 14
- Added a discussion of *IFRS No. 10*, "Consolidated Financial Statements," in Chapter 16
- Added a discussion of *IFRS No. 11*, "Joint Arrangements," in Chapter 16
- Added a discussion of *IFRS No. 12*, "Disclosure of Interests in Other Entities," in Chapter 16
- Added a discussion of the ASU on the liquidation basis of accounting in Chapter 17

The publication of this text would not be possible without the assistance of many individuals. We are extremely indebted to our colleague, Gary Previts, whose comments and criticisms contributed to the 11th edition. Additionally, we thank our research assistant, Daniella Turner, for her help.

We extend our thanks to the staff at John Wiley & Sons, including Michael McDonald, Acquisitions Editor, Brian Kamins, Project Editor, Rebecca Costantini, Editorial Assistant and Eugenia Lee, Production Editor.

---

# Contents

---

Preface iii

## **1 THE DEVELOPMENT OF ACCOUNTING THEORY 1**

The Early History of Accounting 2

Accounting in the United States since 1930 5

The Role of Ethics in Accounting 21

International Accounting Standards 26

*Cases* 28 *FASB ASC Research* 30 *Room for Debate* 31

## **2 THE PURSUIT OF THE CONCEPTUAL FRAMEWORK 32**

The Early Theorists 32

Early Authoritative and Semi-Authoritative Organizational  
Attempts to Develop the Conceptual Framework of  
Accounting 35

The FASB's Conceptual Framework Project 46

Principles-Based versus Rules-Based Accounting Standards 59

International Convergence 64

*Cases* 75 *FASB ASC Research* 77 *Room for Debate* 78

## **3 INTERNATIONAL ACCOUNTING 79**

International Business Accounting Issues 80

The Development of Accounting Systems 80

Preparation of Financial Statements for Foreign Users 83

The International Accounting Standards Committee 83

The IFRS Foundation Constitution 88

The Uses of International Accounting Standards 92

The IASC and the IOSCO 93

The IASB Annual Improvements Project 94

The Use of IASC Standards 95

The IASB–FASB Convergence Project 95

The Effects of International versus U.S. GAAP Accounting  
Standards 100

Standards Overload	103
Framework for the Preparation and Presentation of Financial Statements	104
<i>IAS No. 1 and IFRS No. 1</i>	111
<i>Cases</i>	113
<i>FASB ASC Research</i>	115
<i>Room for Debate</i>	115
<b>4 RESEARCH METHODOLOGY AND THEORIES ON THE USES OF ACCOUNTING INFORMATION</b>	<b>117</b>
Research Methodology	118
The Outcomes of Providing Accounting Information	120
The Relationship among Research, Education, and Practice	142
<i>Cases</i>	143
<i>FASB ASC Research</i>	146
<i>Room for Debate</i>	146
<b>5 INCOME CONCEPTS</b>	<b>148</b>
The Nature of Income	150
Income Recognition	155
Earnings Quality, Earnings Management, and Fraudulent Financial Reporting	169
<i>Cases</i>	177
<i>FASB ASC Research</i>	180
<i>Room for Debate</i>	182
<b>6 FINANCIAL STATEMENT I: THE INCOME STATEMENT</b>	<b>183</b>
The Economic Consequences of Financial Reporting	183
Income Statement Elements	184
Statement Format	185
Proposed Format of the Statement of Comprehensive Income	209
The Value of Corporate Earnings	212
International Accounting Standards	216
<i>Cases</i>	221
<i>FASB ASC Research</i>	226
<i>Room for Debate</i>	227
<b>7 FINANCIAL STATEMENTS II: THE BALANCE SHEET AND THE STATEMENT OF CASH FLOWS</b>	<b>229</b>
The Balance Sheet	230
Fair Value Measurements under <i>SFAS No. 157</i>	242
Proposed Format of the Statement of Financial Position	248
Evaluating a Company's Financial Position	250
The Statement of Cash Flows	254
Financial Analysis of Cash-Flow Information	265



International Accounting Standards 267  
*Cases* 273    *FASB ASC Research* 277    *Room for Debate* 278

**8 WORKING CAPITAL 279**

Development of the Working Capital Concept 279  
 Current Usage 281  
 Components of Working Capital 282  
 Financial Analysis of a Company's Working Capital Position 294  
 International Accounting Standards 300  
*Cases* 301    *FASB ASC Research* 305    *Room for Debate* 306

**9 LONG-TERM ASSETS I: PROPERTY, PLANT, AND EQUIPMENT 308**

Property, Plant, and Equipment 308  
 Financial Analysis of Property, Plant, and Equipment 313  
 International Accounting Standards 324  
*Cases* 330    *FASB ASC Research* 335    *Room for Debate* 336

**10 LONG-TERM ASSETS II: INVESTMENTS AND INTANGIBLES 338**

Investments in Equity Securities 338  
 Investments in Debt Securities 347  
 Impairment of Investments in Unsecuritized Debt 350  
 Transfers of Financial Assets 352  
 Intangibles 353  
 Financial Analysis of Investments and Intangibles 363  
 International Accounting Standards 363  
*Cases* 370    *FASB ASC Research* 374    *Room for Debate* 375

**11 LONG-TERM LIABILITIES 377**

The Definition of Liabilities 378  
 Recognition and Measurement of Liabilities 379  
 Debt versus Equity 379  
 Classification of Long-Term Debt 384  
 Other Liability Measurement Issues 397  
 Troubled Debt Restructurings 402

International Accounting Standards 408  
*Cases* 413    *FASB ASC Research* 418    *Room for Debate* 419

**12 ACCOUNTING FOR INCOME TAXES 421**

Historical Perspective 421  
The Income Tax Allocation Issue 423  
*SFAS No. 109* 439  
Financial Analysis of Income Taxes 445  
International Accounting Standards 448  
*Cases* 451    *FASB ASC Research* 455    *Room for Debate* 456

**13 LEASES 458**

Accounting for Leases 459  
Financial Analysis of Leases 473  
International Accounting Standards 479  
*Cases* 480    *FASB ASC Research* 485    *Room for Debate* 486

**14 PENSIONS AND OTHER POSTRETIREMENT BENEFITS 487**

Historical Perspective 490  
Accounting for the Pension Fund 500  
The Employee Retirement Income Security Act 501  
Other Postretirement Benefits 502  
*SFAS No. 132* 504  
*SFAS No. 158* 504  
Financial Analysis of Pension and Other Postretirement Benefits 507  
International Accounting Standards 507  
*Cases* 510    *FASB ASC Research* 512    *Room for Debate* 513

**15 EQUITY 515**

Theories of Equity 516  
Definition of Equity 521  
Reporting Equity 525  
Financial Analysis of Stockholders' Equity 539  
International Accounting Standards 540  
*Cases* 542    *FASB ASC Research* 547    *Room for Debate* 548

**16 ACCOUNTING FOR MULTIPLE ENTITIES 550**

- Business Combinations 550
- Accounting for Business Combinations 551
- Business Combinations II 557
- Theories of Consolidation 561
- Noncontrolling Interest 562
- Drawbacks of Consolidation 565
- Special-Purpose Entities 566
- Variable Interest Entities 567
- Segment Reporting 568
- Foreign Currency Translation 573
- International Accounting Standards 581
- Cases* 593    *FASB ASC Research* 596    *Room for Debate* 597

**17 FINANCIAL REPORTING DISCLOSURE REQUIREMENT AND ETHICAL RESPONSIBILITIES 599**

- Recognition and Measurement Criteria 599
- Areas Directly Affected by Existing FASB Standards:
  - Supplementary Information 603
- Other Means of Financial Reporting 608
- Other Useful Information for Investment, Credit, and Similar Decisions 612
- Securities and Exchange Commission 614
- Ethical Responsibilities 623
- International Accounting Standards 630
- Cases* 631    *FASB ASC Research* 636    *Room for Debate* 637
- Index 639

This page is intentionally left blank

# CHAPTER 1

## The Development of Accounting Theory

In its simplest form, theory may be just a belief, but for a theory to be useful, it must have wide acceptance. Webster defined *theory* as:

Systematically organized knowledge, applicable in a relatively wide variety of circumstances; a system of assumptions, accepted principles and rules of procedure to analyze, predict or otherwise explain the nature of behavior of a specified set of phenomena.<sup>1</sup>

The objective of theory is to explain and predict. Consequently, a basic goal of the theory of a particular discipline is to have a well-defined body of knowledge that has been systematically accumulated, organized, and verified well enough to provide a frame of reference for future actions.

Theories may be described as normative or positive. *Normative theories* explain what should be, whereas *positive theories* explain what is. Ideally, there should be no such distinction, because a well-developed and complete theory encompasses both what should be and what is.

The goal of accounting theory is to provide a set of principles and relationships that explains observed practices and predicts unobserved practices. That is, accounting theory should be able to explain why companies elect certain accounting methods over others and should enable users to predict the attributes of firms that elect various accounting methods. As in other disciplines, accounting theory should also be verifiable through accounting research.

The development of a general theory of accounting is important because of the role accounting plays in our economic society. We live in a capitalistic society,

1. Webster's 11th New Collegiate Dictionary (Boston: Houghton Mifflin, 1999).

which is characterized by a self-regulated market that operates through the forces of supply and demand. Goods and services are available for purchase in markets, and individuals are free to enter or exit the market to pursue their economic goals. All societies are constrained by scarce resources that limit the attainment of all individual or group economic goals. In our society, the role of accounting is to report how organizations use scarce resources and to report on the status of resources and claims to resources.

As discussed in Chapter 4 there are various theories of accounting, including the fundamental analysis model, the efficient markets hypothesis, the behavioral finance model, the capital asset pricing model, the positive accounting theory model, the human information processing model, and the critical perspective model. These often competing theories exist because accounting theory has not yet developed into the state described by Webster's definition. Accounting research is needed to attain a more general theory of accounting, and in this regard the various theories of accounting that have been posited must be subjected to verification. A critical question concerns the usefulness of accounting data to users. That is, does the use of a theory help individual decision makers make more correct decisions? Various suggestions on the empirical testing of accounting theories have been offered.<sup>2</sup> As theories are tested and are either confirmed or discarded, we move closer to a general theory of accounting.

The goal of this text is to provide a user perspective on accounting theory. To this end, we first review the development of accounting theory to illustrate how investors' needs have been perceived over time. Next we review the current status of accounting theory with an emphasis on how investors and potential investors use accounting and other financial information. Finally, we summarize current disclosure requirements for various financial statement items and provide examples to show how companies comply with these disclosure requirements.

## The Early History of Accounting

The work of Denise Schmandt-Besserat suggests that the origins of writing are actually found in counting. This assertion is based on the fact that at nearly every Middle Eastern archeological site the researchers found little pieces of fired clay that they could not identify. Subsequently, Schmandt-Besserat's research found that the tokens composed an elaborate system of accounting that was used throughout the Middle East from approximately 8000 to 3000 B.C. Each token stood for a specific item, such as a sheep or a jar of oil, and it was used to take inventory and keep accounts.<sup>3</sup>

Other accounting records dating back several thousand years have been found in various parts of the world. These records indicate that at all levels of development, people desire information about their efforts and accomplishments. For example, the Zenon papyri,<sup>4</sup> which were discovered in 1915, contain information about the construction projects, agricultural activities, and business

2. See, for example, Robert Sterling, "On Theory Structure and Verification," *The Accounting Review* (July 1970): 444–457.

3. Denise Schmandt-Besserat, *Before Writing: From Counting to Cuneiform* Vols. I and II (Austin, TX: University of Texas Press, 1992).

4. Zenon worked as a private secretary for Apollonius in Egypt in approximately 260 B.C.

operations of the private estate of Apollonius for a period of about thirty years during the third century B.C.

According to Hain, “The Zenon papyri give evidence of a surprisingly elaborate accounting system which had been used in Greece since the fifth century B.C. and which, in the wake of Greek trade or conquest, gradually spread throughout the Eastern Mediterranean and Middle East.”<sup>5</sup> Zenon’s accounting system contained provisions for responsibility accounting, a written record of all transactions, a personal account for wages paid to employees, inventory records, and a record of asset acquisitions and disposals. In addition, there is evidence that all the accounts were audited.<sup>6</sup>

Later, the Romans kept elaborate records, but because they expressed numbers through letters of the alphabet, they were not able to develop any structured system of accounting. It was not until the Renaissance—approximately 1300–1500, when the Italians were vigorously pursuing trade and commerce—that the need to keep accurate records arose. Italian merchants borrowed the Arabic numeral system and the basis of arithmetic, and an evolving trend toward the double-entry bookkeeping system we now use developed.

In 1494 an Italian monk, Fra Luca Pacioli, wrote a book on arithmetic that included a description of double-entry bookkeeping. Pacioli’s work, *Summa de Arithmetica Geometria Proportioniet Proportionalita*, did not fully describe double-entry bookkeeping; rather, it formalized the practices and ideas that had been evolving over the years. Double-entry bookkeeping enabled business organizations to keep complete records of transactions and ultimately resulted in the ability to prepare financial statements.

Statements of profit and loss and statements of balances emerged in about 1600.<sup>7</sup> Initially, the primary motive for separate financial statements was to obtain information regarding capital. Consequently, balance sheet data were stressed and refined in various ways, and expense and income data were viewed as incidental.<sup>8</sup>

As ongoing business organizations replaced isolated ventures, it became necessary to develop accounting records and reports that reflected a continuing investment of capital employed in various ways and to periodically summarize the results of activities. By the nineteenth century, bookkeeping expanded into accounting, and the concept that the owner’s original contribution, plus or minus profits or losses, indicated net worth emerged. However, profit was considered an increase in assets from any source, because the concepts of cost and income were yet to be fully developed.

Another factor that influenced the development of accounting during the nineteenth century was the evolution in England of joint ventures into business corporations. Under the corporate form of business, owners (stockholders) are not necessarily the company’s managers. Thus many people external to the business itself needed information about the corporation’s activities. Moreover, owners and prospective owners wanted to evaluate whether stockholder investments had yielded a return. As a consequence, the emerging existence of

5. H. P. Hain, “Accounting Control in the Zenon Papyri,” *The Accounting Review* (October 1966): 699.

6. *Ibid.*, 700–701.

7. A. C. Littleton, *Accounting Evolution to 1900* (New York: AICPA, 1933).

8. John L. Carey, *The Rise of the Accounting Profession* (New York: AICPA, 1969), 5.

corporations created a need for periodic reporting as well as a need to distinguish between capital and income.

The statutory establishment of corporations in England in 1845 stimulated the development of accounting standards, and laws were subsequently designed to safeguard shareholders against improper actions by corporate officers. Dividends were required to be paid from profits, and accounts were required to be kept and audited by persons other than the directors. The industrial revolution and the succession of the Companies Acts in England<sup>9</sup> also increased the need for professional standards and accountants.

In the later part of the nineteenth century, the industrial revolution arrived in the United States, bringing the need for more formal accounting procedures and standards. Railroads became a major economic influence that created the need for supporting industries. This led to increases in the market for corporate securities and an increased need for trained accountants as the separation of the management and ownership functions became more distinct.

At the end of the nineteenth century, widespread speculation in the securities markets, watered stocks, and large monopolies that controlled segments of the U.S. economy resulted in the establishment of the progressive movement. In 1898 the Industrial Commission was formed to investigate questions relating to immigration, labor, agriculture, manufacturing, and business. Although no accountants were either on the commission or used by the commission, a preliminary report issued in 1900 suggested that an independent public accounting profession should be established to curtail observed corporate abuses.

Although most accountants did not necessarily subscribe to the desirability of the progressive reforms, the progressive movement conferred specific social obligations on accountants.<sup>10</sup> As a result, accountants generally came to accept three general levels of progressiveness: (1) a fundamental faith in democracy, a concern for morality and justice, and a broad acceptance of the efficiency of education as a major tool in social amelioration; (2) an increased awareness of the social obligation of all segments of society and introduction of the idea of the public accountability of business and political leaders; and (3) an acceptance of pragmatism as the most relevant operative philosophy of the day.<sup>11</sup>

The major concern of accounting during the early 1900s was the development of a theory that could cope with corporate abuses that were occurring at that time, and capital maintenance emerged as a concept. This concept evolved from maintaining invested capital intact to maintaining the physical productive capacity of the firm to maintaining real capital. In essence, this last view of capital maintenance was an extension of the economic concept of income (see Chapter 5) that there could be no increase in wealth unless the stockholder or the firm were better off at the end of the period than at the beginning.

The accounting profession also evolved over time. Initially anyone could claim to be an accountant, for there were no organized standards of qualifications,

9. Companies Act is a short title used for legislation in the United Kingdom relating to company law.

10. Gary John Previts and Barbara Dubis Merino, *A History of Accounting in America* (Columbus: Ohio State University Press, 1979), 177.

11. Richard Hofstadter, *Social Darwinism in American Thought* (Philadelphia: University of Pennsylvania Press, 1944).



and accountants were trained through an apprenticeship system. Later, private commercial colleges began to emerge as the training grounds for accountants.

The last quarter of the nineteenth century was a period of economic change that provided the impetus for the establishment of the accounting profession in the United States. The Institute of Accountants of New York, formed in 1882, was the first professional accounting organization. In 1887, a national organization, the American Association of Public Accountants (AAPA) was formed. The goal of these two organizations was to obtain legal recognition for the public practice of accounting.<sup>12</sup> In 1902, the Federation of Societies of Public Accountants in the United States was organized. Subsequently, in 1904 the United States International Congress of Accountants was convened and resulted in the merger of the AAPA and the Federation into the American Association of Public Accountants. In 1916, after a decade of bitter interfactional disputes, this group was reorganized into the American Institute of Accountants (AIA).

In the early 1900s, many universities began offering accounting courses. At this time no standard accounting curriculum existed.<sup>13</sup> In an attempt to alleviate this problem, in 1916 the American Association of the University Instructors in Accounting (AAUIA) was also formed. Because curriculum development was the major focus at this time, it was not until much later that the AAUIA attempted to become involved in the development of accounting theory.

World War I changed the public's attitude toward the business sector. Many people believed that the successful completion of the war could at least partially be attributed to the ingenuity of American business. As a consequence, the public perceived that business had reformed and that external regulation was no longer necessary. The accountant's role changed from protector of third parties to protector of business interests. This change in emphasis probably contributed to the events that followed in the 1920s.

Critics of accounting practice during the 1920s suggested that accountants abdicated the stewardship role, placed too much emphasis on the needs of management, and permitted too much flexibility in financial reporting. During this time financial statements were viewed as the representations of management, and accountants did not have the ability to require businesses to use accounting principles they did not wish to employ. The result of this attitude is well known. In 1929 the stock market crashed and, as a result, the Great Depression ensued. Although accountants were not initially blamed for these events, the possibility of government intervention in the corporate sector loomed.

## **Accounting in the United States since 1930**

The Great Depression caused business interests to become increasingly concerned about government intervention and looked for ways to self-reform. One of the first attempts to improve accounting began shortly after the inception of the Great Depression with a series of meetings between representatives of the

12. Previts and Marino, *op cit*, p. 135.

13. For example, students now taking such accounting courses as intermediate, cost, or auditing are exposed to essentially the same material in all academic institutions, and textbooks offering the standard material for these classes are available from several publishers.

New York Stock Exchange (NYSE) and the American Institute of Accountants. The purpose of these meetings was to discuss problems pertaining to the interests of investors, the NYSE, and accountants in the preparation of external financial statements.

Similarly, in 1935 the American Association of University Instructors in Accounting changed its name to the American Accounting Association (AAA) and announced its intention to expand its activities in the research and development of accounting principles and standards. The first result of these expanded activities was the publication, in 1936, of a brief report cautiously titled “A Tentative Statement of Accounting Principles Underlying Corporate Financial Statements.” The four-and-one-half-page document summarized the significant concepts underlying financial statements at that time.

The cooperative efforts between the members of the NYSE and the AIA were well received. However, the post-Depression atmosphere in the United States was characterized by regulation. There was even legislation introduced that would have required auditors to be licensed by the federal government after passing a civil service examination.

Two of the most important pieces of legislation passed at this time were the Securities Act of 1933 and the Securities Exchange Act of 1934, which established the Securities and Exchange Commission (SEC). The SEC was created to administer various securities acts. Under powers provided by Congress, the SEC was given the authority to prescribe accounting principles and reporting practices. Nevertheless, because the SEC has generally acted as an overseer and allowed the private sector to develop accounting principles, this authority has seldom been used. However, the SEC has exerted pressure on the accounting profession and has been especially interested in narrowing areas of difference in accounting practice. (The role of the SEC is discussed in more detail in Chapter 17.)

From 1936 to 1938 the SEC was engaged in an internal debate over whether it should develop accounting standards. Even though William O. Douglas (then the SEC chairman, and later a Supreme Court justice) disagreed, in 1938 the SEC decided in *Accounting Series Release (ASR No. 4)* to allow accounting principles to be set in the private sector. *ASR No. 4* indicated that reports filed with the SEC must be prepared in accordance with accounting principles that have “substantial authoritative support.”<sup>14</sup>

The profession was convinced that it did not have the time needed to develop a theoretical framework of accounting. As a result, the AIA agreed to publish a study by Sanders, Hatfield, and Moore titled *A Statement of Accounting Principles*. The publication of this work was quite controversial in that it was simply a survey of existing practice that was seen as telling practicing accountants “do what you think is best.” Some accountants also used the study as an authoritative source that justified current practice.

14. This term, initially proposed by Carman Blough, the first chief accountant of the SEC, is meant to mean authority of “substantial weight” or importance, and not necessarily a majority view. Thus there might be three authoritative positions, all of which are appropriate at a point in time before some standard is established. The majority might have gone in one direction, but the minority who were also considered “authoritative” and could be used. See William D. Cooper, “Carman G. Blough’s Contributions to Accounting: An Overview,” *Accounting Historians Journal* 9, no. 2 (Fall 1982): 61–67.

In 1936 the AIA merged with the American Society of Certified Public Accountants, forming a larger organization later named the American Institute of Certified Public Accountants (AICPA). This organization has had increasing influence on the development of accounting theory. For example, over the years, the AICPA established several committees and boards to deal with the need to further develop accounting principles. The first was the Committee on Accounting Procedure. It was followed by the Accounting Principles Board, which was replaced by the Financial Accounting Standards Board. Each of these bodies has issued pronouncements on accounting issues, which have become the primary source of generally accepted accounting principles that guide accounting practice today.

## Committee on Accounting Procedure

Professional accountants became more actively involved in the development of accounting principles following the meetings between members of the NYSE and the AICPA and the controversy surrounding the publication of the Sanders, Hatfield, and Moore study. In 1936 the AICPA's Committee on Accounting Procedure (CAP) was formed. This committee had the authority to issue pronouncements on matters of accounting practice and procedure in order to establish generally accepted practices.

The CAP was relatively inactive during its first two years but became more active in response to the SEC's release of *ASR No. 4* and voiced concerns that the SEC would become more active if the committee did not respond more quickly. One of the first responses was to expand the CAP from seven to twenty-one members.

A major concern arose over the use of the historical cost model of accounting. The then-accepted definition of assets as unamortized cost was seen by some critics as allowing management too much flexibility in deciding when to charge costs to expense. This practice was seen as allowing earnings management<sup>15</sup> to occur.

Another area of controversy was the impact of inflation on reported profits. During the 1940s several companies lobbied for the use of replacement cost depreciation. These efforts were rejected by both the CAP and the SEC, which maintained that income should be determined on the basis of historical cost. This debate continued over a decade, ending only when Congress passed legislation in 1954 amending the IRS Tax Code to allow accelerated depreciation.

The works of the CAP were originally published in the form of *Accounting Research Bulletins (ARBs)*; however, these pronouncements did not dictate mandatory practice and they received authority only from their general acceptance. The *ARBs* were consolidated in 1953 into *Accounting Terminology Bulletin No. 1*, "Review and Resume," and *ARB No. 43*. *ARBs No. 44 through No. 51* were published from 1953 until 1959. The recommendations of these bulletins that have not been superseded are contained in the FASB Accounting Standards Codification (FASB ASC; discussed below) and referenced throughout this text where the specific topics covered by the *ARBs* are discussed. Those not superseded can be accessed through the cross-reference option on the FASB ASC website (<https://asc.fasb.org>).

15. Earnings management is a strategy used by the management of a company to deliberately manipulate the company's earnings so that the figures match a predetermined target. See Chapter 5 for a detailed discussion.

## Accounting Principles Board

By 1959 the methods of formulating accounting principles were being questioned as not arising from research or based on theory. The CAP was also criticized for acting in a piecemeal fashion and issuing standards that in many cases were inconsistent. Additionally, all of its members were part-time and as a result their independence was questioned. Finally, the fact that all of the CAP members were required to be AICPA members prevented many financial executives, investors, and academics from serving on the committee. As a result, accountants and users of financial statements were calling for wider representation in the development of accounting principles. The AICPA responded to the alleged shortcomings of the CAP by forming the Accounting Principles Board (APB). The objectives of this body were to advance the written expression of generally accepted accounting principles (GAAP), to narrow areas of difference in appropriate practice, and to discuss unsettled controversial issues. However the expectation of a change in the method of establishing accounting principles was quickly squelched when the first APB chairman, Weldon Powell, voiced his belief that accounting research was more applied than pure and that the usefulness of the end product was a major concern.<sup>16</sup>

The APB was comprised of from seventeen to twenty-one members, who were selected primarily from the accounting profession but also included individuals from industry, government, and academia. Initially, the pronouncements of the APB, termed “Opinions,” were not mandatory practice; however, the issuance of *APB Opinion No. 2* (see FASB ASC 740-10-25 and 45) and a subsequent partial retraction contained in *APB Opinion No. 4* (see FASB ASC 740-10-50) highlighted the need for standard-setting groups to have more authority.

This controversy was over the proper method to use in accounting for the investment tax credit. In the early 1960s the country was suffering from the effects of a recession. After President John F. Kennedy took office, his advisors suggested an innovative fiscal economic policy that involved a direct income tax credit (as opposed to a tax deduction) based on a percentage of the cost of a qualified investment. Congress passed legislation creating the investment tax credit in 1961.

The APB was then faced with deciding how companies should record and report the effects of the investment tax credit. It considered two alternative approaches:

1. The *flow-through* method, which treated the tax credit as a decrease in income tax expense in the year it occurred.
2. The *deferred* method, which treated the tax credit as a reduction in the cost of the asset and therefore was reflected over the life of the asset through reduced depreciation charges.

The APB decided that the tax credit should be accounted for by the deferred method and issued *APB Opinion No. 2*. This pronouncement stated that the tax reduction amounted to a cost reduction, the effects of which should be amortized over the useful life of the asset acquired. The reaction to this decision was quite

16. Weldon Powell, “Report on the Accounting Research Activities of the American Institute of Certified Public Accountants,” *The Accounting Review* (January 1961): 26–31.

negative on several fronts. Members of the Kennedy administration considered the flow-through method more consistent with the goals of the legislation, and three of the then–Big Eight accounting firms advised their clients not to follow the recommendations of *APB Opinion No. 2*. In 1963, the SEC issued *Accounting Series Release No. 96*, allowing firms to use either the flow-through or deferred method in their SEC filings.

The fact that the SEC had the authority to issue accounting pronouncements, and the lack of general acceptance of *APB Opinion No. 2*, resulted in the APB's partially retreating from its previous position. Though reaffirming the previous decision as being the proper and most appropriate treatment, *APB Opinion No. 4* approved the use of either of the two methods.

The lack of support for some of the APB's pronouncements and concern over the formulation and acceptance of GAAP caused the Council of the AICPA to adopt Rule 203 of the Code of Professional Ethics.<sup>17</sup> This rule requires departures from accounting principles published in *APB Opinions* or *Accounting Research Bulletins* (or subsequently *FASB Statements* and now the *FASB ASC*) to be disclosed in footnotes to financial statements or in independent auditors' reports when the effects of such departures are material. This action has had the effect of requiring companies and public accountants who deviate from authoritative pronouncements to justify such departures.

In addition to the difficulties associated with passage of *APB Opinions No. 2* and *No. 4*, the APB encountered other problems. The members of the APB were, in effect, volunteers. These individuals had full-time responsibilities to their employers; therefore, the performance of their duties on the APB became secondary. By the late 1960s, criticism of the development of accounting principles again arose. This criticism centered on the following factors:

1. *The independence of the members of the APB.* The individuals serving on the Board had full-time responsibilities elsewhere that might influence their views of certain issues.
2. *The structure of the Board.* The largest eight public accounting firms (at that time) were automatically awarded one member, and there were usually five or six other public accountants on the APB.
3. *Response time.* The emerging accounting problems were not being investigated and solved quickly enough by the part-time members.

## The Financial Accounting Standards Board

Owing to the growing criticism of the APB, in 1971 the board of directors of the AICPA appointed two committees. The Wheat Committee, chaired by Francis Wheat, was to study how financial accounting principles should be established. The Trueblood Committee, chaired by Robert Trueblood, was asked to determine the objectives of financial statements.

The Wheat Committee issued its report in 1972 recommending that the APB be abolished and the Financial Accounting Standards Board (FASB) be created. In contrast to the APB, whose members were all from the AICPA, this new board was to comprise representatives from various organizations. The members of the

17. The AICPA's Professional Code of Ethics is discussed in more detail in Chapter 17.

FASB were also to be full-time paid employees, unlike the APB members, who served part-time and were not paid.

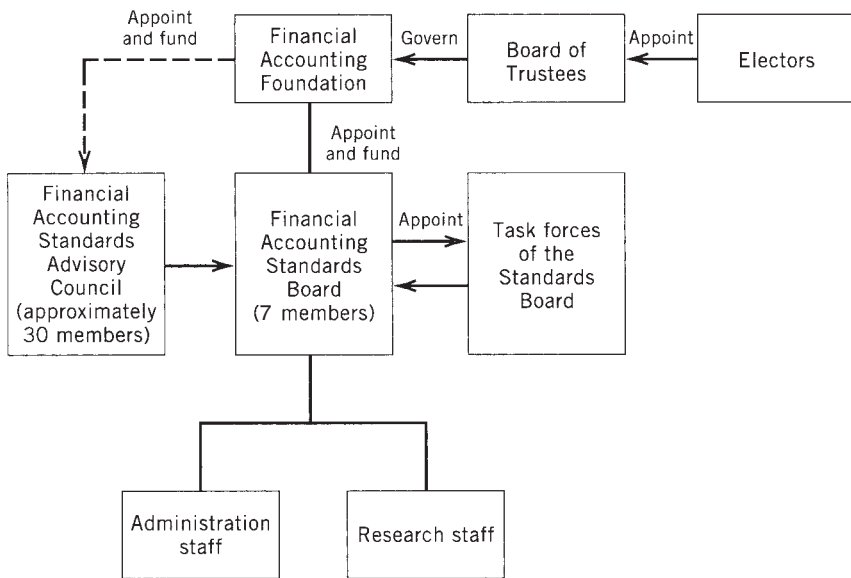
The Trueblood Committee, formally known as the Study Group on Objectives of Financial Statements, issued its report in 1973 after substantial debate—and with considerably more tentativeness in its recommendations about objectives than the Wheat Committee had with respect to the establishment of principles. The study group requested that its report be regarded as an initial step in developing objectives and that significant efforts should be made to continue progress on refining and improving accounting standards and practices. The specific content of the Trueblood Report is discussed in Chapter 2.

The AICPA quickly adopted the Wheat Committee recommendations, and the FASB became the official body charged with issuing accounting standards. The structure of the FASB is as follows. A board of trustees is nominated by organizations whose members have special knowledge and interest in financial reporting. The organizations originally chosen to select the trustees were the American Accounting Association, the AICPA, the Financial Executives Institute, the National Association of Accountants (the NAA's name was later changed to Institute of Management Accountants in 1991), and the Financial Analysts Federation. In 1997 the board of trustees added four members from public interest organizations. The board that governs the FASB is the Financial Accounting Foundation (FAF). The FAF appoints the Financial Accounting Standards Advisory Council (FASAC), which advises the FASB on major policy issues, the selection of task forces, and the agenda of topics. The number of members on the FASAC varies from year to year. The bylaws call for at least twenty members to be appointed. However, the actual number of members has grown to about thirty in recent years to obtain representation from a wider group of interested parties.

The FAF is also responsible for appointing the members of the FASB and raising the funds to operate the FASB. Until 2001 most of the funds raised by the FAF came from the AICPA and the largest public accounting firms. However, the Sarbanes–Oxley Act of 2002 required the FASB to be financed by fees assessed against publicly traded companies, instead of by donations from the interested parties in the private sector. The purpose of this action was to increase the independence of the FASB from the constituents it serves. The FAF currently collects more than \$23 million a year to support the activities of the FASB. Figure 1.1 illustrates the current structure of the FASB.

Both the FAF and the FASB have a broader representation of the total profession than did the APB; however, most of the members are usually CPAs from public practice. The structure of the FAF has recently come under scrutiny by the SEC. In 1996, Arthur Levitt, chairman of the SEC, voiced concern that the FAF's public interest objectives were at risk. He suggested that the FAF be reorganized so that most of its members would be individuals with strong public service backgrounds who are better able to represent the public free of any conflict of interest. He suggested that the SEC should approve the appointments to the FAF.<sup>18</sup> To date there has been no change in the method of appointing FAF members, and changes in the structure of either the FAF or the FASB are likely to be evolutionary.

18. R. Abelson, "Accounting Group to Meet with SEC in Rules Debate," *New York Times*, 5 May 1996, D5.

**FIGURE 1.1** *Structure of the FASB*

Section 108 of Sarbanes–Oxley established criteria that must be met in order for the work product of an accounting standard-setting body to be recognized as “generally accepted.” The SEC responded by issuing a policy statement stating that the FASB and its parent organization, the FAF, satisfy the criteria in Section 108 of the Sarbanes–Oxley Act and, accordingly, the FASB’s financial accounting and reporting standards are recognized as “generally accepted” for purposes of the federal securities laws.<sup>19</sup> Consequently, the FASB is the organization having the authority to issue standards for financial accounting. Thus, throughout this book, pronouncements of the FASB and those of its predecessor organizations not superseded or amended are presented as GAAP.

### The Mission of the FASB

The FASB’s mission is to establish and improve standards of financial accounting and reporting for the guidance and education of the public, including issuers, auditors, and users of financial information. In attempting to accomplish this mission, the FASB seeks to

1. Improve the usefulness of financial reporting by focusing on the primary characteristics of relevance and faithful representation and on the qualities of comparability and consistency (discussed in Chapter 2)
2. Keep standards current to reflect changes in methods of doing business and changes in the economic environment

19. Securities and Exchange Commission, “Commission Statement of Policy Reaffirming the Status of the FASB as a Designated Private-Sector Standard Setter,” Washington, DC, April 23, 2003.



3. Consider promptly any significant areas of deficiency in financial reporting that might be improved through the standard-setting process
4. Promote the international comparability of accounting standards concurrent with improving the quality of financial reporting
5. Improve the common understanding of the nature and purposes of information contained in financial reports

### **Types of Pronouncements**

Originally, the FASB issued two types of pronouncements, *Statements of Financial Accounting Standards (SFASs)* and *Interpretations*. Subsequently, the FASB established two new series of releases: *Statements of Financial Accounting Concepts (SFACs)* and *Technical Bulletins*. *SFASs* conveyed required accounting methods and procedures for specific accounting issues and officially created GAAP. *Interpretations* were modifications or extensions of issues pronouncements. *SFACs* are intended to establish the objectives and concepts that the FASB will use in developing standards of financial accounting and reporting. To date, the FASB has issued eight *SFACs*, which are discussed in depth in Chapters 2, 6, and 7. *SFACs* differed from *SFASs* in that they did not establish GAAP. Similarly, they are not intended to invoke Rule 203 of the Rules of Conduct of the Code of Professional Ethics. It is anticipated that the major beneficiary of these *SFACs* will be the FASB itself. However, knowledge of the objectives and concepts the Board uses should enable users of financial statements to better understand the content and limitations of financial accounting information. *Technical Bulletins* were strictly interpretive in nature and did not establish new standards or amend existing standards. They were intended to provide guidance on financial accounting and reporting problems on a timely basis.

### **FASB Accounting Standards Codification**

On July 1, 2009, the FASB Accounting Standards Codification (FASB ASC) became the single source of generally accepted accounting principles. The FASB ASC (the codification) became effective for interim and annual periods ending after September 15, 2009. On that date, all pronouncements issued by previous standard setters were superseded. The FASB had three primary goals in developing the codification:

1. Simplify user access by codifying all authoritative U.S. GAAPs in one spot.
2. Ensure that the codified content accurately represented authoritative U.S. GAAPs as of July 1, 2009.
3. Create a codification research system that is up to date for the released results of standard-setting activity.

The Codification is expected to

1. Reduce the amount of time and effort required to solve an accounting research issue
2. Mitigate the risk of noncompliance through improved usability of the literature
3. Provide accurate information with real-time updates as Accounting Standards Updates are released
4. Assist the FASB with the research and convergence efforts



The FASB ASC is composed of the following literature issued by various standard setters:

1. Financial Accounting Standards Board (FASB)
  - a. Statements (FAS)
  - b. Interpretations (FIN)
  - c. Technical Bulletins (FTB)
  - d. Staff Positions (FSP)
  - e. Staff Implementation Guides (Q&A)
  - f. Statement No. 138 Examples
2. Emerging Issues Task Force (EITF)
  - a. Abstracts
  - b. Topic D
3. Derivative Implementation Group (DIG) Issues
4. Accounting Principles Board (APB) Opinions
5. Accounting Research Bulletins (ARB)
6. Accounting Interpretations (AIN)
7. American Institute of Certified Public Accountants (AICPA)
  - a. Statements of Position (SOP)
  - b. Audit and Accounting Guides (AAG)—only incremental accounting guidance
  - c. Practice Bulletins (PB), including the Notices to Practitioners elevated to Practice Bulletin status by Practice Bulletin 1
  - d. Technical Inquiry Service (TIS)—only for Software Revenue Recognition

Additionally, in an effort to increase the utility of the codification for public companies, relevant portions of authoritative content issued by the SEC and selected SEC staff interpretations and administrative guidance have been included for reference in the Codification, such as the following:

1. Regulation S-X (SX)
2. Financial Reporting Releases (FRR)/Accounting Series Releases (ASR)
3. Interpretive Releases (IR)
4. SEC Staff guidance in
  - a. Staff Accounting Bulletins (SAB)
  - b. EITF Topic D and SEC Staff Observer comments

Effective July 1, 2009, the FASB no longer issues Statements of Financial Accounting Standards. Changes to authoritative U.S. GAAP, the *FASB ASC*, are publicized through an Accounting Standards Update (ASU). Each ASU

1. Summarizes the key provisions of the project that led to the ASU
2. Details the specific amendments to the FASB Codification
3. Explains the basis for the Board's decisions

## Emerging Issues

One of the first criticisms of the FASB was for failing to provide timely guidance on emerging implementation and practice problems. During 1984 the FASB responded to this criticism by (1) establishing a task force, the Emerging Issues Task Force (EITF), to assist in identifying issues and problems that might require action and (2) expanding the scope of the *FASB Technical Bulletins* in an effort to offer quicker guidance on a wider variety of issues.

The EITF was formed in response to two conflicting issues. On the one hand, accountants are faced with a variety of issues that are not fully addressed in accounting pronouncements, such as interest rate swaps or new financial instruments. These and other new issues need immediate resolution. On the other hand, many accountants maintain that the ever-increasing body of professional pronouncements has created a standards overload problem (discussed in more detail later). The FASB established the EITF in an attempt to simultaneously address both issues. The goal of the EITF is to provide timely guidance on new issues while limiting the number of issues whose resolutions require formal pronouncements by the FASB.

All members of the task force occupy positions that make them aware of emerging issues. Current members include the directors of accounting and auditing from the largest CPA firms, representatives from smaller CPA firms, and the FASB's director of research, who serves as chairman. It is also expected that the chief accountant of the SEC will attend task force meetings and participate in the deliberations.

The EITF discusses current accounting issues that are not specifically addressed by current authoritative pronouncements and advises the FASB staff on whether an issue requires FASB action. Emerging issues arise because of new types of transactions, variations in accounting for existing types of transactions, new types of securities, and new products and services. They frequently involve a company's desire to achieve "off-balance sheet" financing or "off-income statement" accounting.

Issues may come to the EITF from a variety of sources. Many are raised by members of the task force themselves; others come from questions asked by auditors. Occasionally, an issue arises because of a question from the SEC or another federal agency. An issue summary is prepared, providing the basis for each issue brought before the EITF. Issue summaries generally include a discussion of the issue, alternative approaches to the resolution of the issue, available references pertaining to the issue, and examples of the transaction in question. An issue summary is not an authoritative pronouncement—it merely represents the views of the EITF members at that time.

The task force attempts to arrive at a consensus on each issue. A consensus is defined as thirteen of the fifteen voting members. A consensus results in the establishment of GAAP and constitutes an accounting standards update to the FASB ASC.

## Standards Overload

Over the years, the FASB, the SEC, and the AICPA have been criticized for imposing too many accounting standards on the business community. This *standards overload* problem has been particularly burdensome for small businesses that do not have the economic resources to research and apply all the pronouncements issued by these authoritative bodies. Those who contend that there is a standards

overload problem base their arguments on two allegations: Not all GAAP requirements are relevant to small business financial reporting needs, and even when GAAP requirements are relevant, they often violate the pervasive cost-benefit constraint.<sup>20</sup>

Critics of the standard-setting process for small businesses also assert that GAAP were developed primarily to serve the needs of the securities market. Many small businesses do not raise capital in these markets; therefore, it is contended that GAAP were not developed with small business needs in mind.

The standards overload problem has several consequences for small business:

1. If a small business omits a GAAP requirement from audited financial statements, a qualified or adverse opinion may be rendered.
2. The cost of complying with GAAP requirements can cause a small business to forgo the development of other, more relevant information.
3. Small CPA firms that audit smaller companies must keep up to date on all the same requirements as large international firms, but they cannot afford the specialists who are available on a centralized basis in the large firms.

Many accountants have argued for differential disclosure standards as a solution to the standards overload problem. That is, standards might be divided into two groups. One group would apply to businesses regardless of size. The second group would apply only to large businesses, small businesses, or particular industries. For example, the disclosure of significant accounting policies would pertain to all businesses, whereas a differential disclosure such as earnings per share would apply only to large businesses.

The FASB and various other organizations have studied but have not reached a consensus. A special committee of the AICPA favored differential reporting standards.<sup>21</sup> The FASB had historically taken the position that financial statement users might be confused when two different methods are used to describe or disclose the same economic event, but in 2009 the International Accounting Standards Board (IASB) issued a pronouncement that omits or simplifies the applicability of its standards and disclosure requirements for small and medium-sized companies (see Chapter 3). The attempt to harmonize U.S. and international GAAP can result in the adoption of a similar FASB standard; however, bankers (a major source of capital for small businesses) and financial analysts have fairly consistently criticized differential reporting requirements as a solution to the standards overload problem.<sup>22</sup>

### **Standard Setting as a Political Process**

A highly influential academic accountant stated that accounting standards are as much a product of political action as they are of careful logic or empirical

20. Cost is described in *SFAC No. 8* as a pervasive constraint on the information that can be provided by financial reporting. Reporting financial information imposes costs, and it is important that those costs are justified by the benefits of reporting that information. See Chapter 2 for a further discussion of this issue.

21. Special Committee on Accounting Standards Overload, *Report on the Special Committee on Accounting Standards Overload* (New York: AICPA, 1983).

22. Barbara J. Shildneck and Lee Berton "The FASB's Second Decade," *Journal of Accountancy* (November 1983): 94–102.

findings.<sup>23</sup> This phenomenon exists because a variety of parties are interested in and affected by the development of accounting standards. Various users of accounting information have found that the best way to influence the formulation of accounting standards is to attempt to influence the standard setters.

The CAP, APB, and FASB have all come under a great deal of pressure to develop or amend standards so as to benefit a particular user group. For example, the APB had originally intended to develop a comprehensive theory of accounting before attempting to solve any current problems; however, this approach was abandoned when it was determined that such an effort might take up to five years and that the SEC would not wait that long before taking action. The Business Roundtable engaged in what initially was a successful effort (later reversed) to increase the required consensus for passage of a *SFAS* from a simple majority to five of the seven members of the FASB. Congressional action was threatened over several FASB pronouncements.

Two of the most notable examples of the politicizing of accounting standards involved the issues of employee stock options and fair value accounting. By the early 1990s, the awarding of employee stock options to company executives had become widespread. This was especially true in the new technology companies, where stock options were a major component of employee compensation. As a result, the FASB developed a preliminary standard that would have required companies to expense the fair value of the stock options granted to executives and other employees. The proposed standard was met with widespread opposition. Companies in the high-technology industry expressed the most vocal objections. Many of these companies had been reporting no earnings, and they feared that a required expensing of stock options would greatly increase their losses or lessen whatever earnings they might ever report. When it became evident that the FASB was determined to proceed with the standard, they appealed to members of Congress. Subsequently, proposed legislation was introduced in both the House and the Senate that ordered the SEC not to enforce the FASB's proposed standard on expensing stock options. As the FASB continued on toward issuing a standard, the Senate responded by passing a resolution that urged the FASB not to move ahead with its standard. One senator even introduced legislation that would have required the SEC to hold a public hearing and cast a vote on each future standard issued by the FASB, a procedure that probably would have led to the demise of the FASB. At that point, SEC Chairman Arthur Levitt, who had been on record as strongly favoring the FASB's proposed standard, counseled the FASB not to issue a standard that required the expensing of the fair value of stock options in the income statement; otherwise, its future existence might be at risk.<sup>24</sup> A watered-down version of the stock option standard was passed in 1995; however, a standard based on the original FASB proposal was later adopted.<sup>25</sup>

23. Charles T. Horngren, "The Marketing of Accounting Standards," *Journal of Accountancy* (October 1973): 61–66.

24. The events surrounding this controversy are documented in Steven A. Zeff, "The Evolution of U.S. GAAP: The Political Forces behind Professional Standards (Part II)," *CPA Journal Online* (February 2005), <http://www.nysscpa.org/cpajournal/2005/205/index.htm>.

25. See Chapter 15 for a further discussion of accounting for stock options.

The fair value controversy was just as contentious. In September 2006 the FASB published *Statement of Financial Accounting Standards No. 157*, “Fair Value Measurements,” now contained in FASB ASC 820-10, which outlined the method to be used when determining fair values such as is required by FASB ASC 320-10 for marketable securities. Later in 2008, a market crisis occurred that resulted in a credit crunch for banks. Critics maintained that the requirement to use fair value to measure investments caused or exacerbated the market crisis by forcing a downward spiral of valuations based on distressed institutions. The SEC responded with a study that recommended retaining the fair value requirements.<sup>26</sup> This did not silence the critics, and the *Wall Street Journal* reported that its analysis of public filings revealed that thirty-one financial firms and trade groups had formed a coalition in early 2009 and spent \$27.6 million to lobby legislators about the fair value requirement.<sup>27</sup> Subsequently, public hearings were held in Congress that resulted in several heated exchanges—including one congressman telling FASB Chairman Robert Herz, “Don’t make us tell you what to do, just do it,” and another stating, “If you don’t act, we will.”<sup>28</sup> The outcome was that the FASB issued a modification FAS 157-4, *Determining Fair Value When the Volume and Level of Activity for the Asset or Liability Have Significantly Decreased and Identifying Transactions That Are Not Orderly* (see FASB ASC 820-10-65), that was generally thought to lessen the impact of the fair value requirements. However, a subsequent study of the impact of FAS ASC 820-10-65 on seventy-three of the largest banks in the United States found that a large majority of the banks reported that the adoption of the new requirements did not have a material impact.<sup>29</sup>

### Economic Consequences

The increased pressure on the standard-setting process is not surprising, considering that many accounting standards have significant economic consequences. *Economic consequences* refers to the impact of accounting reports on various segments of our economic society. This concept holds that the accounting practices a company adopts affect its security price and value. Consequently, the choice of accounting methods influences decision making rather than just reflecting the results of these decisions.

Consider the release of the FASB’s pronouncement on other postretirement benefits (OPRBs), *FASB Statement No. 106*, “Other Post Retirement Benefits” (see FASB ASC 715-10-30, 60, and 80). The accounting guidelines for OPRBs required companies to change from a pay-as-you-go basis to an accrual basis for health care and other benefits that companies provide to retirees and their dependents.

26. *Report and Recommendations Pursuant to Section 133 of the Emergency Economic Stabilization Act of 2008: Study on Mark-to-Market Accounting* (Washington, DC: Securities and Exchange Commission, 2008).

27. Susan Pulliam and Tom McGinty, “Congress Helped Banks Defang Key Rule,” *Wall Street Journal*, 3 June 2009, <http://online.wsj.com/article/SB124396078596677535.html>.

28. Financial Executives Institute, “Levitt, Beresford on Congress, FASB and Fair Value; Breeden Calls for Merger of SEC,” *CFTC and PCAOB FEI Financial Reporting Blog* (March 26, 2009), <http://financialexecutives.blogspot.com/2009/03/levitt-beresford-on-congress-fasb-and.html>.

29. Jack M. Cathey David Schauer and Richard G. Schroeder, “The Impact of FSP FAS 157-4 on Commercial Banks,” *International Advances in Economic Research*, 18, no. 1 (January, 2012) 15–27.

The accrual basis requires companies to measure the obligation to provide future services and accrue these costs during the years employees provide service. This change in accounting caused a large increase in recorded expenses for many companies. Consequently, a number of companies simply ceased providing such benefits to their employees, at a large social cost.

The impact on our economic society of accounting for OPRBs illustrates the need for the FASB to fully consider both the necessity to further develop sound reporting practices and the possible economic consequences of new codification content. Accounting standard setting does not exist in a vacuum. It cannot be completely insulated from political pressures, nor can it avoid carefully evaluating the possible ramifications of standard setting.

## Evolution of the Phrase “Generally Accepted Accounting Principles”

One result of the meetings between the AICPA and members of the NYSE following the onset of the Great Depression was a revision in the wording of the certificate issued by CPAs. The opinion paragraph formerly stated that the financial statements had been examined and were accurate. The terminology was changed to say that the statements are “fairly presented in accordance with generally accepted accounting principles.” This expression is now interpreted as encompassing the conventions, rules, and procedures that are necessary to explain accepted accounting practice at a given time. Therefore financial statements are fair only to the extent that the principles are fair and the statements comply with the principles.

The expression “generally accepted accounting principles” (GAAP) has thus come to play a significant role in the accounting profession. The precise meaning of the phrase, however, evolved rather slowly. In 1938 the AICPA published a monograph titled *Examinations of Financial Statements*, which first introduced the expression. Later, in 1939, an AICPA committee recommended including the wording, “present fairly . . . in conformity with generally accepted accounting principles” in the standard form of the auditor’s report.<sup>30</sup>

The meaning of GAAP was not specifically defined at that time, and no single source exists for all established accounting principles. However, later Rule 203 of the AICPA Code of Professional Ethics required compliance with accounting principles promulgated by the body designated by the Council of the Institute to establish such principles, except in unusual circumstances. Currently, that body is the FASB.

The guidance for determining authoritative literature was originally outlined in *Statement of Auditing Standards (SAS) No. 5*. Later, *SAS No. 5* was amended by *SAS No. 43*. This amendment classified the order of priority that an auditor should follow in determining whether an accounting principle is generally accepted. Also, it added certain types of pronouncements that did not exist when *SAS No. 5* was issued to the sources of established accounting principles. *SAS No. 43* was further amended by *SAS No. 69*, whose stated purpose was to explain the meaning of the phrase “present fairly . . . in conformance with generally accepted accounting principles” in the independent auditor’s report.<sup>31</sup> *SAS No. 69* noted that determining

30. Zeff, “The Evolution of U.S. GAAP.”

31. *Statement on Auditing Standards No. 69*, “The Meaning of Present Fairly in Conformity with Generally Accepted Accounting Principles in the Independent Auditor’s Report” (New York, 1993), para. 1.

the general acceptance of a particular accounting principle is difficult because no single reference source exists for all such principles. In July 2003, the SEC issued the *Study Pursuant to Section 108(d) of the Sarbanes–Oxley Act of 2002 on the Adoption by the United States Financial Reporting System of a Principles-Based Accounting System* (the Study). Consistent with the recommendations presented in the Study, the FASB undertook a number of initiatives aimed at improving the quality of standards and the standard-setting process, including improving the conceptual framework, codifying existing accounting literature, transitioning to a single standard-setter regime, and converging FASB and IASB standards.

In 2008, the FASB issued *SFAS No. 162, The Hierarchy of Generally Accepted Accounting Principles*.<sup>32</sup> *SFAS No. 162* categorized the sources of accounting principles that are generally accepted into descending order of authority. Previously, the GAAP hierarchy had drawn criticism because it was directed toward the auditor rather than the enterprise, it was too complex, and it ranked FASB Concepts Statements, which are subject to the same level of due process as FASB Statements, below industry practices that are widely recognized as generally accepted but are not subject to due process.<sup>33</sup>

According to *SFAS No. 162*, the sources of generally accepted accounting principles were

1. AICPA Accounting Research Bulletins and Accounting Principles Board Opinions that are not superseded by action of the FASB, FASB Statements of Financial Accounting Standards and Interpretations, FASB Statement 133 Implementation Issues, and FASB Staff Positions
2. FASB Technical Bulletins and, if cleared by the FASB, AICPA Industry Audit and Accounting Guides and Statements of Position
3. AICPA Accounting Standards Executive Committee Practice Bulletins that have been cleared by the FASB and consensus positions of the FASB Emerging Issues Task Force (EITF)
4. Implementation guides published by the FASB staff, AICPA accounting interpretations, and practices that are widely recognized and prevalent either generally or in the industry

Finally in 2009, the FASB issued *SFAS No. 168, The FASB Accounting Standards Codification and the Hierarchy of Generally Accepted Accounting Principles—A replacement of FASB Statement No. 162*. *SFAS No. 168* identified the FASB ASC (discussed below) as the official source of U.S. GAAP.

In this chapter and throughout much of the book, special attention is given to the pronouncements referred to in Rule 203 of the AICPA Code of Professional Ethics. The reason for this special attention is apparent. Practicing CPAs have an ethical obligation to consider such pronouncements as the primary source of GAAP in their exercise of judgment as to the fairness of financial statements. Opposing views as well as alternative treatments are considered in the text

32. *Statement of Financial Accounting Standards No. 162: The Hierarchy of Generally Accepted Accounting Principles* (Norwalk, CT: FASB, 2008).

33. *Study Pursuant to Section 108(d) of the Sarbanes–Oxley Act of 2002 on the Adoption by the United States Financial Reporting System of a Principles-Based Accounting System* (Washington, DC: SEC, July 2003).



narrative; however, the reader should keep in mind that the development of GAAP has been narrowly defined by the AICPA.

Despite the continuing effort to narrow the scope of GAAP, critics maintain that management is allowed too much leeway in the selection of the accounting procedures used in corporate financial reports. These criticisms revolve around two issues that are elaborated on later in the text: (1) Executive compensation is often tied to reported earnings, so management is inclined to adopt accounting principles that increase current revenues and decrease current expenses; and (2) the value of a firm in the marketplace is determined by its stock price. This value is highly influenced by financial analysts' quarterly earnings estimates. Managers are fearful that failing to meet these earnings estimates will trigger a sell-off of the company's stock and a resultant decline in the market value of the firm.

Previously, SEC Chairman Levitt noted these issues and indicated his belief that financial reports were descending "into the gray area between illegitimacy and outright fraud."<sup>34</sup> As a consequence, the SEC has set up an earnings management task force to uncover accounting distortions. Some companies voluntarily agreed to restructure their financial statements as a result of this new effort by the SEC. For example, SunTrust Bank, Inc., of Atlanta, though not accused of any wrongdoing, agreed to a three-year restructuring of earnings for the period ended December 31, 1996.<sup>35</sup>

## The FASB's Accounting Standards Codification

Over the past fifty years, financial accounting professionals have had to manage hundreds of accounting standards promulgated by several different accounting standard setters. Many of these accounting professionals became convinced that accounting standards had evolved to the point that they could not keep up. The large number of standards is not a new issue, but the issue was becoming more unmanageable with each passing year. The members of FASAC recognized the problem and in 2001 suggested that the FASB address the issue of efficient access to U.S. GAAP by initiating a simplification and codification project. During 2002 and 2003, the FASB began various projects to address these issues, and in early 2004, the FASB accelerated its efforts on the codification and retrieval project. In September 2004, the FAF trustees approved funding for the FASB's codification and retrieval project. In June 2009, the FASB announced that the Codification would be the single source of authoritative nongovernment U.S. GAAP effective for all interim and annual periods ending after September 15, 2009.

The concept is relatively simple and involved the following steps:

1. Restructure all U.S. GAAP literature by topic into a single authoritative codification.
2. Modify the standard-setting process to focus on updating the codification.

The major reason for embarking on the codification process was that researching multiple authoritative sources complicated the research process. For example, using the previously existing structure, an individual needed to

34. Arthur Levitt, *The "Numbers Game"* (NYU Center for Law and Business, September 28, 1998).

35. E. McDonald, "SEC's Levitt Pushes Harder for Changes in Fiscal Reporting and Some Cry Foul," *Wall Street Journal*, 17 November 1998, A2.



review existing FASB, EITF, AICPA, and SEC literature to resolve even a relatively simple issue. As a result, it was easy to inadvertently overlook relevant guidance. Codifying all existing U.S. GAAP literature into one authoritative source eliminates the previous need to research multiple sources. In addition, creating one source allows the FASB to more easily isolate differences in its ongoing effort to converge with international accounting standards. The codification represents the sole authoritative source of U.S. GAAP. Creating the codification is only the first step, and it is only part of the overall solution; the standard-setting process will be changed to focus on the codification text. By implementing such an approach, constituents will know the revised codification language as soon as the standard setter issues the standard. This approach eliminates delays and ensures an integrated codification. The FASB has also developed a searchable retrieval system to provide greater functionality and timeliness to constituents.

The FASB ASC contains all current authoritative accounting literature. However, if the guidance for a particular transaction or event is not specified within it, the first source to consider is accounting principles for similar transactions or events within a source of authoritative GAAP. If no similar transactions are discovered, nonauthoritative guidance from other sources may be considered. Accounting and financial reporting practices not included in the Codification are nonauthoritative. Sources of nonauthoritative accounting guidance and literature include, for example, the following:

1. Practices that are widely recognized and prevalent either generally or in the industry
2. FASB Concepts Statements
3. American Institute of Certified Public Accountants (AICPA) Issues Papers
4. International Financial Reporting Standards of the International Accounting Standards Board Pronouncements of professional associations or regulatory agencies
5. Technical Information Service Inquiries and Replies included in AICPA Technical Practice Aids
6. Accounting textbooks, handbooks, and articles

The FASB ASC stipulates that the appropriateness of other sources of accounting guidance depends on its relevance to particular circumstances, the specificity of the guidance, the general recognition of the issuer or author as an authority, and the extent of its use in practice (FASB ASC 105-10-05-3).

This text takes a historical approach to the development of accounting theory that traces the evolution of accounting standards. As such, we refer to all authoritative pronouncements by their original titles with a parenthetical reference to either the fact that they have been superseded or where they are now contained in the FASB ASC. In the assignment material for each chapter we have included several cases that utilize the FASB ASC.

## **The Role of Ethics in Accounting**

---

Ethics are concerned with the types of behavior society considers right and wrong. Accounting ethics incorporate social standards of behavior as well as behavioral standards that relate specifically to the profession. The environment of public

accounting has become ethically complex. The accountants' Code of Professional Ethics developed by the AICPA has evolved over time, and as business transactions have become more and more complex, ethical issues have also become more complex.

The public accountant has a Ralph Nader-type overseer role in our society. This role was described by Chief Justice of the Supreme Court Warren Burger who maintained that corporate financial statements are the primary source of information available to assist the decisions of the investing public. Consequently, various provisions of the federal securities laws require publicly held corporations to file their financial statements with the Securities and Exchange Commission in order to control the accuracy of information made available to the public. SEC regulations stipulate that these financial reports must be audited by an independent certified public accountant. The auditor then issues an opinion as to whether the financial statements fairly present the financial position and operations of the corporation for the relevant period.<sup>36</sup>

By certifying the public reports that collectively depict a corporation's financial status, the independent accountant assumes a public responsibility transcending any employment relationship with the client. The independent public accountant performing this special function owes ultimate allegiance to the corporation's creditors and stockholders as well as the investing public. This public-watchdog function demands that the accountant maintain total independence from the client at all times and requires complete fidelity to the public trust.

The SEC requires the filing of audited financial statements to obviate the fear of loss from reliance on inaccurate information, thereby encouraging public investment in the nation's industries. It is therefore not enough that financial statements be accurate; the public must perceive them as being accurate. Public faith in the reliability of a corporation's financial statements depends upon the public perception of an outside auditor as an independent professional.

Justice Burger outlined the very important role accountants play in our society. This role requires highly ethical conduct at all times. The role of ethics in accounting is discussed in detail in Chapter 17.

## Accounting in Crisis: The Events of the Early 2000s

On January 1, 2001, Enron's stock was selling for more than \$90 per share. From that time until the early summer of 2001, nineteen investment research firms reviewed its performance and twelve had given it a "strong buy" recommendation, while five others had recommended it as "buy."<sup>37</sup> Additionally, the company's year 2000 annual report indicated that its auditor had not found any significant accounting problems. However, on August 14, 2001, it was announced that the company's president, Jeffery Skilling, had resigned after only six months on the job for "purely personal reasons."

36. *U.S. v. Arthur Young and Co. et al.*, U.S. Supreme Court No. 8206871 U.S.L.W. 4355 (U.S. Mar. 21, 1984), 1.

37. Analysts' recommendations take different forms but can be generally categorized as strong buy, buy, hold, underperform, and sell. This issue is covered in more depth in Chapter 17.

Enron used what were termed *special-purpose entities* (SPEs), now termed variable interest entities (VIEs), to access capital and hedge risk.<sup>38</sup> By using SPEs such as limited partnerships with outside parties, a company may be permitted to increase its financial leverage and return on assets without reporting debt on its balance sheet.<sup>39</sup> The arrangement works as follows: An entity contributes fixed assets and related debt to an SPE in exchange for an ownership interest. The SPE then borrows large sums of money from a financial institution to purchase assets or conduct other business without the debt or assets showing up on the originating company's financial statements. The originating company can also sell leveraged assets to the SPE and record a profit. At the time these transactions took place, the FASB required that only 3 percent of a SPE be owned by an outside investor. If this guideline was met, the SPE did not need to be consolidated and the SPE's debt was not disclosed on the originating company's financial statements.

Enron used SPEs to new degrees of complexity and sophistication, capitalizing them with not only a variety of fixed assets and liabilities but also extremely complex derivative financial instruments, its own restricted stock, rights to acquire its stock, and related liabilities. Additionally, as Enron's financial dealings became more complicated, the company apparently also transferred troubled assets that were falling in value, such as certain overseas energy facilities, its broadband operation, or stock in companies that had been spun off to the SPEs. As a consequence, the losses on these assets were kept off Enron's books.

To compensate partnership investors for assuming downside risk, Enron promised to issue additional shares of its stock. As the value of the assets in these partnerships fell, Enron began to incur larger and larger obligations to issue its own stock farther down the road. The problem was later compounded as the value of Enron's stock declined.

On October 16, 2001, the company reported a third-quarter loss and its stock dropped to about \$33 a share. On October 28, as some of the problems with the SPEs were made public, a special committee of the board of directors of Enron was established under the chairmanship of William C. Powers, dean of the University of Texas Law School. The Powers Committee Report concluded that some Enron employees were directly involved in the SPEs and were enriched by tens of millions of dollars they never should have received. The committee also found that many of the transactions were designed to achieve favorable financial statement results and were not based on legitimate economic objectives or to transfer risk.

In the meantime, the company's stock went into a free fall. On October 22, 2001, the SEC requested information about the company's off-balance sheet entities, and its stock price fell to just above \$20. On November 12, the company announced restated earnings for the period 1997–2000 that resulted in \$600 million in losses, and its stock price fell to about \$8 per share. On December 2, the company filed for bankruptcy and its stock became virtually worthless. How did this happen? What can be done to prevent similar episodes in the future?

The Enron case was just one in a series of accounting and auditing failures that include HealthSouth, WorldCom, and Tyco. These failures were triggered by

38. Special-purpose entities are discussed in greater depth in Chapter 16.

39. Financial leverage involves the use of debt financing as described in Chapter 11. Return on assets is calculated as net income divided by total assets and is discussed in more detail in Chapter 7.

a series of events that critics have attributed to the change from a manufacturing to a service economy in the United States and the resulting large increase in consulting services by public accounting firms.

Historically, accounting has been considered a highly trustworthy profession. Public accounting firms trained new accountants in the audit function with oversight from senior partners who believed that their firm's integrity rode on every engagement. That is, new auditors were assigned client responsibility after minimal formal audit training. Most of the training of new accountants took place on-site, and the effectiveness of the new auditor depended on the effectiveness of the instructor.

CPA firms have always called their customers "clients" and have worked hard to cultivate them. Partners routinely entertained clients at sporting events, country clubs, and restaurants, and many CPA firm employees later moved on to work in their clients' firms. Any conflicts in these relationships were at least partially offset by the CPA firm's commitment to professional ethics.

These relationships changed as information technology advisory services grew in the late 1970s and early 1980s. Also in the mid-1980s, the AICPA lifted its ban on advertising. As a result, revenue generation became more critical to partners' compensation. Thereafter, the profit structure of CPA firms changed dramatically, and in 1999, revenues for management consulting accounted for more than 50 percent of the then-Big Five's revenue.

As a result, the audit function evolved into a loss leader that public accounting firms offered in conjunction with vastly more lucrative consulting engagements. But as public accounting firms competed more aggressively on price for audit engagements, they were forced by cost considerations to reduce the number of procedures performed for each client engagement. This resulted in increased tests of controls and statistical models and in fewer of the basic, time-consuming tests of transactions that increase the likelihood of detecting fraud. In addition, junior auditors were often assigned the crucial oversight roles usually filled by senior partners, who were otherwise engaged in marketing activities to prospective clients. This reduced the effectiveness of the instructor–new accountant training process.

Two major changes in the accounting profession have taken place in the wake of the accounting scandals:

1. Arthur Andersen, formerly one of the Big Five audit firms, has gone out of business.
2. In July 2002, President George W. Bush signed into law the Sarbanes–Oxley Bill, which imposes a number of corporate governance rules on publicly traded companies.<sup>40</sup>

Enron was the fourth major audit failure affecting Arthur Andersen (AA) since 1999. In May 2001, AA paid \$110 million to settle Sunbeam's shareholders' lawsuit. In June 2001, AA agreed to pay a \$7 million fine to the SEC in the Waste Management case. AA had already agreed to pay part of a \$220 million suit to settle a class action case related to Waste Management, which had overstated income by approximately \$1 billion. On May 7, 2002, AA agreed to pay \$217 million to settle civil litigation over its audits of the Baptist Foundation of Arizona.

40. The act is discussed in depth in Chapter 17.

The demise of AA was felt by its employees and across the economy. The company was the fifth-largest auditing firm in the world, employing 85,000 people in eighty-four countries. In 2001, AA reported U.S. revenues of \$9.3 billion. But during that year, the company began to unravel. AA was fined or paid more than \$100 million to settle lawsuits for audit problems concerning two clients, Waste Management and Sunbeam. After Enron's October 2002 third-quarter earnings announcement, AA's independence from Enron began to be questioned because the firm had provided significant nonaudit services to Enron in addition to its fees associated with the Enron audit. Andersen received \$52 million in fees from Enron. Of this amount, \$25 million, or 48 percent, was for audit-related work. Total fees for other services totaled \$27 million. Also, Enron had outsourced some internal audit functions to AA, a practice that is now specifically prohibited by Sarbanes–Oxley.

On January 10, 2002, AA notified the SEC and the Department of Justice that its personnel involved with the Enron engagement had disposed of a significant number of documents and correspondence related to the Enron engagement. Five days later, AA dismissed the lead partner and placed three other partners involved with the engagement on leave. AA also placed a new management team in charge of the Houston office. These moves were in an apparent attempt to distance the firm's home office from the problems concerning Enron.

On February 2, 2002, the Powers report was released. It suggested that the home office of AA was well aware of accounting problems at Enron. As the report stated, the evidence suggested that AA did not function as an effective check on the disclosures reported by Enron. Also, the report noted that AA expressed no concerns to Enron's board of directors about accounting problems at Enron.

In response, on February 3, 2002, AA announced that former Federal Reserve Board Chairman Paul Volcker had agreed to chair an independent oversight board (IOB). The objective of the IOB was to review all policies and procedures of the firm and to ensure the quality and credibility of the firm's auditing process. The IOB had authority to mandate any changes in policies and procedures needed to ensure quality.

In March 2002, the Justice Department openly questioned AA's involvement with Enron and the eventual document shredding. Following a week of negotiations between AA and the U.S. Justice Department concerning a possible criminal indictment for obstructing justice, a criminal indictment against AA was unsealed on March 15. On May 2, a federal jury trial began in Houston. Finally, on June 15, AA was convicted of a single count of obstructing justice. AA was barred from conducting and reporting on the audits of SEC-registered companies after August 2002 and subsequently went out of business.<sup>41</sup>

The Sarbanes–Oxley Public Company Accounting Reform and Investor Protection Act of 2002 (SOX) was passed by Congress to address corporate accountability in response to the financial scandals that had begun to undermine citizens' confidence in U.S. business.<sup>42</sup> In summary, SOX established the Public Company

41 The conviction was later overturned by the U.S. Supreme Court on the grounds that the federal judge's instructions to the jury were too vague and failed to demand that jurors conclude Andersen knew its actions were illegal. The court did not acquit Andersen, but it sent the case back to the lower court for a retrial. However, the case has not been retried because the firm no longer exists as a viable entity.

42. Specific provisions of the legislation are discussed in depth in Chapter 17.

Accounting Oversight Board (PCAOB). The PCAOB has the responsibility of setting auditing standards, reviewing the practices and procedures used by public accounting firms in conducting audits, and ensuring compliance with the provision of the legislation.

SOX also places new legal constraints on corporate executives by requiring corporate presidents and chief financial officers to certify the accuracy of a company's financial statements. Specifically, they are required to indicate that they have reviewed both quarterly and annual filings and that based on their knowledge, the reports do not contain any untrue statements or material misstatements of facts; also, based on their knowledge, the financial information in the reports is fairly presented. Additionally, SOX puts the accounting profession under tightened federal oversight and establishes a regulatory board—with broad power to punish corruption—to monitor the firms and establishes stiff criminal penalties, including long jail terms, for accounting fraud.

Finally, SOX changes the way the FASB is funded. Previously, about a third of FASB's annual budget came from voluntary contributions from public accounting firms, the AICPA, and about one thousand individual corporations. Under SOX, those voluntary contributions are replaced by mandatory fees from all publicly owned corporations based on their individual market capitalization. But the fees are to be collected by the PCAOB, and the SEC oversees the PCAOB. As a result, some fear that SOX has inadvertently made FASB more vulnerable to political pressure. Some have called SOX one of the most significant legislative reform packages since the New Deal of Franklin D. Roosevelt<sup>43</sup>; others have likened it to medical history, when a correct diagnosis was followed by an inappropriate or even harmful therapy such as the nineteenth-century practice of bleeding patients who were suffering from fever. This therapy turned out to be the opposite of what is necessary and beneficial because it weakened patients precisely when they needed strength to combat the cause of the fever.<sup>44</sup> The critics of SOX see a flaw in the system in that the auditor is retained and paid by the client, thereby making the auditor beholden to the client and its management. As a consequence the auditor, though he or she might not realize it, ends up seeing things through the eyes of management. While it is still too early to determine which view will ultimately turn out to be correct, SOX will undoubtedly significantly affect the accounting profession.

## International Accounting Standards

A truly global economy emerged during the 1990s, as many U.S. companies generated significant amounts of revenue and profits in foreign markets. Multinational companies are faced with decisions on the allocation of resources to their most efficient uses. These allocations cannot be accomplished without accurate and reliable financial information. Companies seeking capital or investment opportunities across national boundaries face cost and time

43. R. R. Miller and P. H. Pashkoff, "Regulations under the Sarbanes-Oxley Act," *Journal of Accountancy* (October 2002): 33–36.

44. J. Ronen, J. Cherny, and T. W. Morris, "A Prognosis for Restructuring the Market for Audit Services," *CPA Journal* 73, no. 5 (May 2003): 6–8.

issues. Capital-seeking firms must reconcile their financial statements to the accounting rules of the nation in which they are seeking capital, and investors must identify foreign reporting differences. The increasingly global economy requires that this process be simplified. Thus there is a push to harmonize international accounting standards.

The IASB is an independent private-sector body that was formed in 1973 to achieve this purpose. Its objectives are

1. To formulate and publish in the public interest accounting standards to be observed in the presentation of financial statements and to promote their worldwide acceptance and observance
2. To work generally for the improvement and harmonization of regulations, accounting standards, and procedures relating to the presentation of financial statements<sup>45</sup>

These objectives have resulted in attempts to coordinate and harmonize the activities of the many countries and agencies engaged in setting accounting standards. The IASB standards also provide a useful starting point for developing countries wishing to establish accounting standards.<sup>46</sup>

The IASB has also developed a conceptual framework titled the *Framework for the Preparation and Presentation of Financial Statements*.<sup>47</sup> The conclusions articulated in this release are similar to those contained in the FASB's Conceptual Framework Project. That is, the objective of financial statements is to provide useful information to a wide range of users for decision-making purposes. The information provided should contain the qualitative characteristics of relevance, reliability, comparability, and understandability.

At the time this book was published, the IASB had issued forty-one Statements of Accounting Standards (IASs) and thirteen Statements of Financial Reporting Standards (IFRSs). However, since it has no enforcement authority, the IASB must rely on the best endeavors of its members. Neither the FASB nor the SEC is a member of the IASB, so its standards have no authority for United States companies registered with the SEC at present. However, the SEC recently ruled that foreign companies that adopt IASB standards are eligible to list their securities for sale on U.S. stock exchanges.<sup>48</sup> As noted in Chapters 2 and 3, there is also a movement to have IASB standards become GAAP for U.S. companies. The emergence of multinational corporations has resulted in a need for the increased harmonization of worldwide accounting standards.<sup>49</sup>

45. International Accounting Standards Committee, *International Accounting Standards 1996* (London: IASC, 1996), 7.

46. The FASB and IASB are now coordinating their efforts to develop a new conceptual framework and a combined set of accounting standards, as discussed in Chapters 2, 3, and 5.

47. *Framework for the Preparation and Presentation of Financial Statements* (London: IASC, 1989).

48. See Chapter 3 for a further discussion of this issue.

49. The role of the IASB is discussed in more detail in Chapter 3, and the IASB standards are reviewed throughout this text in chapters dealing with the issues addressed by each IAS or IFRS.



---

## Cases

---

### • Case 1-1 Sources of GAAP

The FASB ASC is now the sole authoritative source for all U.S. GAAP.

*Required:*

- a. What are the major goals of the FASB ASC?
- b. How is the FASB ASC expected to improve the practice of accounting?
- c. What literature is now contained in the FASB ASC?
- d. What should an accountant do if the guidance for a particular transaction or event is not specified within the FASB ASC?

### • Case 1-2 Accounting Ethics

When the FASB issues new standards, the implementation date is often 12 months from date of issuance, and early implementation is encouraged. Becky Hoger, controller, discusses with her financial vice president the need for early implementation of a standard that would result in a fairer presentation of the company's financial condition and earnings. When the financial vice president determines that early implementation of the standard will adversely affect the reported net income for the year, he discourages Hoger from implementing the standard until it is required.

*Required:*

- a. What, if any, ethical issue is involved in this case?
- b. Is the financial vice president acting improperly or immorally?
- c. What does Hoger have to gain by advocacy of early implementation?
- d. Who might be affected by the decision against early implementation? (CMA adapted)

### • Case 1-3 Politicalization of Accounting Standards

Some accountants have said that politicalization in the development and acceptance of generally accepted accounting principles (i.e., standard setting) is taking place. Some use the term *politicalization* in a narrow sense to mean the influence by government agencies, particularly the SEC, on the development of generally accepted accounting principles. Others use it more broadly to mean the compromising that takes place in bodies responsible for developing these principles because of the influence and pressure of interested groups (SEC, American Accounting Association, businesses through their various organizations, Institute of Management Accountants, financial analysts, bankers, lawyers, etc.).

*Required:*

- a. The Committee on Accounting Procedure of the AICPA was established in the mid to late 1930s and functioned until 1959, at which time the Accounting Principles Board came into existence. In 1973, the Financial Accounting Standards Board was formed, and the APB went out of



existence. Do the reasons these groups were formed, their methods of operation while in existence, and the reasons for the demise of the first two indicate an increasing politicalization (as the term is used in the broad sense) of accounting standard setting? Explain your answer by indicating how the CAP, APB, and FASB operated or operate. Cite specific developments that tend to support your answer.

- b. What arguments can be raised to support the politicalization of accounting standard setting?
- c. What arguments can be raised against the politicalization of accounting standard setting? (CMA adapted)

### • Case 1-4 Generally Accepted Accounting Principles

At the completion of the Darby Department Store audit, the president asks about the meaning of the phrase “in conformity with generally accepted accounting principles,” which appears in your audit report on the management’s financial statements. He observes that the meaning of the phrase must include more than what he thinks of as “principles.”

*Required:*

- a. Explain the meaning of the term *accounting principles* as used in the audit report. (Do not in this part discuss the significance of “generally accepted.”)
- b. The president wants to know how you determine whether or not an accounting principle is generally accepted. Discuss the sources of evidence for determining whether an accounting principle has substantial authoritative support.
- c. The president believes that diversity in accounting practice will always exist among independent entities despite continual improvements in comparability. Discuss the arguments that support his belief.

### • Case 1-5 The Evolution of the Accounting Profession

The nineteenth century witnessed the evolution of joint ventures into business corporations.

*Required:*

Discuss how the emergence and growth of the corporate form of business affected perceptions regarding the role of the accounting profession in financial reporting in England and the United States.

### • Case 1-6 Accounting in Crisis

During the early 2000s, the role of accounting and the auditing profession changed and several accounting scandals were uncovered.

*Required:*

- a. What conditions caused accounting and the auditing profession role to change during this time?
- b. What major changes occurred as a result of the accounting scandals at that time?

- **Case 1-7 The FASB**

The FASB is the official body charged with issuing accounting standards.

*Required:*

- a. Discuss the structure of the FASB.
- b. How are the Financial Accounting Foundation members nominated?

## **FASB ASC Research**

---

For each of the following research cases, search the FASB ASC database for information to address the issues. Copy and paste the FASB ASC paragraphs that support your responses. Then summarize briefly what your responses are, citing the paragraphs used to support your responses.

- **FASB ASC 1-1 Variable Interest Entities**

In this chapter, we discuss how Enron and other companies use variable interest entities (VIEs) to keep the effects of transactions and events off corporate balance sheets.

1. How does the FASB define a VIE? In other words, how does an entity qualify to be a VIE?
2. Is a company that meets the definition of a VIE required to consolidate the VIE?

- **FASB ASC 1-2 Status of *Accounting Research Bulletins***

Portions of *ARB No. 43* are still considered GAAP. Three of the most important issues covered in *ARB No. 43* are revenue recognition, treasury stock, and comparative financial statements. Find the appropriate sections of the FASB ASC, originally contained in *ARB No. 43*, that address these issues. Cite the sources and copy the relevant information.

- **FASB ASC 1-3 Accounting for the Investment Tax Credit**

The accounting alternative treatments for the investment tax credit originally outlined in APB Opinions 2 and 4 are still considered GAAP. Find and cite the FASB ASC paragraphs and copy the relevant information.

- **FASB ASC 1-4 Securities and Exchange Commission Comments**

SEC observers often provide comments at EITF meetings. Find, cite, and copy the observer comments on

1. Revenue recognition—customer payments and incentives
2. Debt with conversions and other options
3. Software cost of sales and services

- FASB ASC 1-5 Generally Accepted Accounting Principles Guidelines

Find the guidelines for determining GAAP in the FASB ASC.

## **Room for Debate**

---

- Debate 1-1 Which Body Should Set Accounting Standards in the United States?

*Team Debate:*

Team 1: Argue that the SEC should set accounting standards in the United States.

Team 2: Argue that the FASB should set accounting standards in the United States.

- Debate 1-2 Should the Scope of Accounting Standards Be Narrowed Further?

*Team Debate:*

Team 1: Pretend you are management. Argue against the narrowing of accounting choices.

Team 2: Pretend you are a prospective investor. Argue for the narrowing of accounting choices.

## CHAPTER 2

---

# The Pursuit of the Conceptual Framework

---

The Conceptual Framework Project (CFP) represents an attempt by the FASB to develop concepts useful in guiding the Board in establishing standards and in providing a frame of reference for resolving accounting issues. Chapter 1 summarized the development of accounting from its early stages until the present. This review revealed that accounting practices were initially developed in response to changing economic conditions, and no attempts were made to establish a “theory of accounting” prior to the twentieth century. Subsequently, individual writers and authoritative bodies undertook efforts to explain the goals of accounting. Most of the initial approaches were more descriptive of existing practice than normative in nature. Later efforts have attempted to develop and build on a normative theory of accounting.

### The Early Theorists

---

Although debates about issues such as the existence of a science of accounting and the need to develop a theoretical framework began to appear in the early 1900s,<sup>1</sup> the first attempts to develop accounting theory in the United States have been attributed to William A. Paton and John B. Canning.<sup>2</sup> Paton’s work, based on his doctoral dissertation, was among the first to express the view that all changes in

1. See, for example, A. Smith, “The Abuse of Audits in Selling Securities,” *AAPA Year Book* (1912), 169–180; and H. R. Hatfield, *Modern Accounting: Its Principles and Some of Its Problems* (New York: Appleton, 1909).

2. S. A. Zeff, “The Evolution of the Conceptual Framework for Business in the United States,” *Accounting Historians Journal* 26, no. 2 (December 1999): 89–131.

the value of assets and liabilities should be reflected in the financial statements, and that such changes should be measured on a current value basis.<sup>3</sup> He also maintained that all returns to investors (both dividends and interest) were distributions of income, and consequently he espoused the entity concept rather than the prevailing proprietary concept.<sup>4</sup> An additional contribution of this work was an outline of what Paton believed to be the basic assumptions or postulates underlying the accounting process. Paton's basic assumptions and postulates can be viewed as the first step in the development of the conceptual framework of accounting. Canning's work suggested a framework for asset valuations and measurement based on future expectations as well as a model to match revenues and expenses.<sup>5</sup> At this time, the balance sheet was viewed as the principal financial statement, and the concept of capital maintenance was just emerging.

During this early period, significant contributions to the development of a conceptual framework of accounting were also made by DR Scott.<sup>6</sup> Scott was viewed as an outsider; however, his writings have proved to be quite insightful. Scott was originally trained as an economist and was heavily influenced by the views of his colleague, the economist and philosopher Thorstein Veblen. He adopted Veblen's view that many academics were overly occupied with refining the details of existing theories when there was a need for the reexamination of fundamental assumptions. Both Scott and Veblen viewed the industrial revolution as changing the fundamental fabric of our society. An example of the manner in which Veblen influenced Scott is contained in Lawrence and Stewart:<sup>7</sup>

Veblen believed men acquired habits of thought unconsciously and the thoughts men get are shaped by their daily activities. Any change in daily activities, such as that occasioned by the Industrial Revolution, would be expected to lead to a major shift in previous habits of thought. Scott saw the scientific method as the new habit of thought coming to dominance.

Scott believed the industrial revolution caused managers to look for new methods of maintaining organizational control. As a result, scientific methods such as accounting and statistics became tools of organizational control.

Scott contributed to the development of accounting theory by recognizing the need for a normative theory of accounting. This view, described in several publications from 1931 to 1941, evolved into a description of his conceptual framework in "The Basis for Accounting Principles."<sup>8</sup>

3. W. A. Paton, *Accounting Theory—with Special Reference to Corporate Enterprises* (New York: Roland Press, 1922).

4. The proprietary theory holds that a firm's assets belong to its owners, whereas under the entity theory the firm and its owners are viewed as separate. See Chapter 15 for a discussion of this issue.

5. J. B. Canning, *The Economics of Accountancy* (New York: Roland Press, 1929).

6. Scott had no first name. He was named DR and used the two initials without spacing or punctuation in his publications.

7. C. Lawrence and J. P. Stewart, "DR Scott's Conceptual Framework," *Accounting Historians Journal* 20, no. 2 (December 1993): 104.

8. DR Scott, "The Basis for Accounting Principles," *The Accounting Review* (December 1941): 341–349.

In his first important work, *The Cultural Significance of Accounts*, Scott argued that accounting theory was not a progression toward a static ideal but rather a process of continually adapting to an evolving environment.<sup>9</sup> The notion of adaptation later became one of Scott's principles in his conceptual framework. He approached accounting from a sociological perspective. The basic premise presented in *Cultural Significance* was that the economic basis of any culture is shaped by the institutional superstructure of the society in question. This view later evolved into his orientation postulate.

Scott's next important work was a response to the American Accounting Association's "A Tentative Statement of Principles Underlying Corporate Financial Statements" (discussed later in the chapter). Scott criticized the AAA monograph as having a too-narrow view of accounting in that it addressed only accounting's transaction function.<sup>10</sup> Rather, he saw accounting as encompassing other important functions, such as managerial control and the protection of the interests of equity holders. He also viewed accounting as having both an internal control function and an external function to act for the protection of various economic interests such as stockholders, bond holders, and the government.

Although Scott's first two works contain what were to become elements of his conceptual framework, the first step in its articulation is contained in "Responsibilities of Accountants in a Changing Environment."<sup>11</sup> In this work he again alluded to the influence of the industrial revolution on a changing economy and saw it as requiring improved financial reporting to meet the needs of all investors. Scott supported Paton's earlier acceptance of the entity theory and went on to emphasize that accounting must meet the needs of external users. This view is an example of why Scott was considered an outsider, because the prevailing view was that accounting should be designed to benefit the firm's management or proprietor (the proprietary theory).

In 1941 Scott unveiled his conceptual framework in "The Basis for Accounting Principles."<sup>12</sup> He maintained that it could serve as a vehicle for the development of internally consistent accounting principles. Scott's framework includes the following hierarchy of postulates and principles to be used in the development of accounting rules and techniques.

- *Orientation Postulate.* Accounting is based on a broad consideration of the current social, political, and economic environment.
- *The Pervasive Principle of Justice.* The second level in Scott's conceptual framework was justice, which was seen as developing accounting rules that offer equitable treatment to all users of financial statements.
- *The Principles of Truth and Fairness.* Scott's third level contained the principles of truth and fairness. Truth was seen as an accurate portrayal of the information presented. Fairness was viewed as containing the attributes of objectivity, freedom from bias, and impartiality.

9. DR Scott, *The Cultural Significance of Accounts* (Lawrence, KS: Scholars Book Co., 1973).

10. DR Scott, "The Tentative Statement of Principles," *The Accounting Review* (September 1937): 296–303.

11. DR Scott, "Responsibilities of Accountants in a Changing Environment," *The Accounting Review* (December 1939): 396–401.

12. Scott, "The Basis for Accounting Principles."

- *The Principles of Adaptability and Consistency.* The fourth level of the hierarchy contained two subordinate principles, adaptability and consistency. Adaptability was viewed as necessary because society and economic conditions change; consequently, accounting must also change. However, Scott indicated a need to balance adaptability with consistency by stating that accounting rules should not be changed to serve the temporary purposes of management.

Even a cursory review of Scott's framework reveals how far ahead of his time he was. His ideas were later incorporated by Moonitz in "Accounting Research Study No. 1" and by the AAA in *A Statement of Basic Accounting Theory* (both discussed later). It was not until much later that the deductive approach to accounting theory that Scott had advocated since the early 1930s began to be employed by authoritative standard-setting bodies.

## **Early Authoritative and Semi-Authoritative Organizational Attempts to Develop the Conceptual Framework of Accounting**

---

In the mid-1930s professional organizations became interested in formulating a theory of accounting. In 1936 the American Accounting Association released a statement titled "A Tentative Statement of Accounting Principles Affecting Annual Corporate Reports."<sup>13</sup> The statement's goal was to provide guidance to the recently established SEC; however, it was widely criticized by academics as relying too heavily on the historic cost model and the convention of conservatism.<sup>14</sup> To its credit, the AAA statement highlighted the distinction between the current operating performance and all-inclusive concepts of income, which continue to be discussed today as the issue of sustainable income.<sup>15</sup>

In 1938, the American Institute of Accountants (AIA)<sup>16</sup> also published a monograph, *A Statement of Accounting Principles*, written by Thomas H. Sanders, Henry Rand Hatfield, and Underhill Moore, that ostensibly described accounting theory.<sup>17</sup> The goal of this publication was to provide guidance to the SEC on the best accounting practices. However, the study did not accomplish its objective because it was viewed as a defense of accepted practices rather than an attempt to develop a theory of accounting.<sup>18</sup> In 1940, the AAA published a benchmark study by

13. American Accounting Association, "A Tentative Set of Accounting Principles Affecting Corporate Annual Reports" (Evanston, IL: AAA, 1936).

14. See, for example, Scott, "The Tentative Statement of Principles"; and G. Husband, "Accounting Postulate: An Analysis of the Tentative Statement of Accounting Principles," *Accounting Review* (December 1937): 386–410.

15. See Chapter 5 for a discussion of this issue.

16. The AIA was later renamed the American Institute of Certified Public Accountants (AICPA).

17. T. H. Sanders, H. R. Hatfield, and U. Moore, *A Statement of Accounting Principles* (New York: AICPA, 1938).

18. See, for example, W. A. Paton, "Comments on 'A Statement of Accounting Principles,'" *Journal of Accountancy* (March 1938): 196–207; and A. Barr, "Comments on 'A Statement of Accounting Principles,'" *Journal of Accountancy* (April 1938): 318–323.

Paton and A. C. Littleton, *An Introduction to Corporate Accounting Standards*.<sup>19</sup> While this study continued to embrace the use of historical cost, its major contribution was the further articulation of the entity theory. It also described the matching concept, whereby management's accomplishments (revenue) and efforts (expenses) could be evaluated by investors. This monograph was later cited as developing a theory that has been used in many subsequent authoritative pronouncements.<sup>20</sup>

Standard-setting bodies were initially reluctant to deal with the issue of accounting theory. At its inception, the Committee on Accounting Procedure (CAP) had considered developing a comprehensive set of accounting principles but dropped the idea because of the belief that the SEC might not be patient enough to allow the CAP enough time to develop the project and, as a consequence, might decide to develop its own accounting standards. Subsequently, the CAP had both internal disagreements and disagreements with the SEC over a number of issues. These disagreements were at least partially caused by the CAP's case-by-case issuance of accounting standards that in many instances were inconsistent owing to the lack of an overall theory of accounting. By 1958, the CAP's problems caused the president of the AICPA, Alvin R. Jennings, to voice the belief that additional research was needed to examine accounting assumptions and develop authoritative pronouncements.<sup>21</sup> Jennings established the Special Committee on Research Programs to review and make recommendations on the AICPA's role in establishing accounting principles.

The committee's report proposed the establishment of the Accounting Principles Board (APB) to replace the CAP.<sup>22</sup> It also proposed the establishment of a research division to assist the APB. The committee report identified four broad levels that the development of financial accounting should address: postulates, principles, rules for the application of principles to specific situations, and research.<sup>23</sup>

The committee's definition of these levels avowed that "postulates are few in number and are the basic assumptions on which principles rest. They necessarily are derived from the economic and political environment of the business community."<sup>24</sup> The committee report stated that a fairly broad set of coordinated accounting principles should be formulated on the basis of the postulates. The committee's first charge to the APB's research division was to commission studies on the postulates and principles that would serve as the foundation for future authoritative pronouncements. This can be viewed as the first real attempt to establish a conceptual framework of accounting by an authoritative body.

The AICPA accepted the committee's recommendations and in 1959, the APB replaced the CAP. An accounting professor, Maurice Moonitz, was chosen as the

19. W. A. Paton and A. C. Littleton, *An Introduction to Corporate Accounting Standards* (Sarasota, FL: American Accounting Association, 1940).

20. R. K. Storey, "Conditions Necessary for Developing a Conceptual Framework," *Journal of Accountancy* (June 1981): 84–96.

21. A. R. Jennings, "Recent Day Challenges to Financial Reports," *Journal of Accountancy* (January 1958): 28–34.

22. American Institute of Certified Public Accountants, *Report of the Special Committee on Research* (New York: AICPA, 1959).

23. *Ibid.*, 63.

24. *Ibid.*



APB's director of research. He took on the responsibility of developing the accounting postulates and appointed another accounting professor, Robert T. Sprouse, to collaborate with him on the principles research study. The outcome was a disaster.

The postulates study, titled *The Basic Postulates of Accounting*, "Accounting Research Study No. 1," was published in 1961.<sup>25</sup> It consisted of a hierarchy of postulates encompassing the environment, accounting, and the imperatives as summarized in Box 2.1.

## **Box 2.1 Basic Postulates of Accounting**

### **Group A: Economic and Political Environmental Postulates**

This group is based on the economic and political environment in which accounting exists. They represent descriptions of those aspects of the environment that Sprouse and Moonitz presumed to be relevant for accounting.<sup>26</sup>

#### **A-1. Quantification**

Quantitative data are helpful in making rational economic decisions. Stated differently, quantitative data aid the decision maker in making choices among alternatives so that the actions are correctly related to consequences.

#### **A-2. Exchange**

Most of the goods and services that are produced are distributed through exchange and are not directly consumed by the producers.

#### **A-3. Entities**

Economic activity is carried on through specific units of entities. Any report on the activity must identify clearly the particular unit or entity involved.

#### **A-4. Time period (including specification of the time period)**

Economic activity transpires during specifiable time periods. Any report on that activity must specify the period involved.

#### **A-5. Unit of measure (including identification of the measuring unit)**

Money is the common denominator in terms of which goods and services, including labor, natural resources, and capital, are measured. Any report must clearly indicate which monetary unit is being used.

### **Group B: Accounting Postulates**

The second group of postulates focuses on the field of accounting. They are designed to act as a foundation and assist in constructing accounting principles.

#### **B-1. Financial statements (related to A-1)**

The results of the accounting process are expressed in a set of fundamentally related financial statements that articulate with each other and rest on the same underlying data.

*(Continued)*

25. M. Moonitz, *The Basic Postulates of Accounting*, "Accounting Research Study No. 1" (New York: AICPA, 1961).

26. Notice the similarity to Scott's orientation postulate.

## **Box 2.1 (Continued)**

### **B-2. Market prices (related to A-2)**

Accounting data are based on prices generated by past, present, or future exchanges that have actually taken place or are expected to.

### **B-3. Entities (related to A-3)**

The results of the accounting process are expressed in terms of specific units or entities.

### **B-4. Tentativeness (related to A-4)**

The results of operations for relatively short periods are tentative whenever allocations between past, present, and future periods are required.

## **Group C: Imperative Postulates**

The third group differs fundamentally from the first two groups. They are not primarily descriptive statements; instead, they represent a set of normative statements of what should be rather than statements of what is.

### **C-1. Continuity (including the correlative concept of limited life)**

In the absence of evidence to the contrary, the entity should be viewed as remaining in operation indefinitely. In the presence of evidence that the entity has a limited life, it should not be viewed as remaining in operation indefinitely.

### **C-2. Objectivity**

Changes in assets and liabilities and the related effect (if any) on revenues, expenses, retained earnings, and the like should not be given formal recognition in the accounts earlier than the point of time at which they can be measured objectively.

### **C-3. Consistency**

The procedures used in accounting for a given entity should be appropriate for the measurement of its position and its activities and should be followed consistently from period to period.

### **C-4. Stable unit**

Accounting reports should be based on a stable measuring unit.

### **C-5. Disclosure**

Accounting reports should disclose that which is necessary to make them not misleading.

The general reaction to the release of *ASR No. 1* was that the results were self-evident and consequently didn't serve any useful purpose.<sup>27</sup> It was also

27. W. Vatter, "Postulates and Principles," *Journal of Accounting Research* (Autumn 1963): 163–76.

not possible to determine whether the postulates could be transferred into a useful set of principles, because the principles study was not published until the next year.

The principles study, Accounting Research Study No. 3, *A Tentative Set of Broad Accounting Principles for Business Enterprises* (published in 1962), argued for the use of current values in accounting measurements.<sup>28</sup> The authors advocated different methods of determining current value for various balance sheet items such as replacement cost for inventories and plant and equipment, and the use of discounted present values for receivables and payables. Although the use of discounted present values for accounting measurements is widely accepted today and guidelines for its use are outlined in *Statement of Financial Accounting Concepts No. 7* (discussed later in the chapter), this concept was foreign to most accountants in the early 1960s. These views were also in conflict with the SEC's long-term advocacy of historical cost accounting. The result was that the APB dismissed the two studies as too radically different from GAAP for acceptance at that time.<sup>29</sup>

As a result, the APB was again faced with the same problems that daunted its predecessor, the CAP, when it dealt with issues case by case without an underlying foundation on which to base decisions. In an attempt to solve this problem, the APB commissioned another study by a retired practitioner, Paul Grady. The result, *Inventory of Generally Accepted Accounting Principles for Business Enterprises*, was in essence a summary of the then-accepted current GAAP.<sup>30</sup> Therefore, the APB still had little in the way of a foundation on which to base its decisions on current issues.

Later, in the mid-1960s, the APB engaged in another attempt to develop a theory of accounting. A committee was formed and given the charge to enumerate and describe the basic concepts to which accounting principles should be oriented and to state the accounting principles to which practices and procedures should conform. The original intention of this project was to develop a comprehensive theory of accounting. The published statement, *Basic Concepts and Accounting Principles Underlying Financial Statements of Business Enterprises*,<sup>31</sup> started off well by advocating the user approach suggested by the AAA's "A Statement of Basic Accounting Theory" (discussed later in the chapter) and defined accounting as a service activity whose function is to provide quantitative information, primarily financial in nature, about economic entities that is intended to be useful in making economic decisions.<sup>32</sup>

*APB Statement No. 4* also addressed a new issue, the sophistication of users. It concluded that "users of financial statements should be knowledgeable and understand the characteristics and limitations of financial statements."<sup>33</sup> Unfortunately, the definition provided for the elements of the financial statements was again based on current accepted practice in that assets and liabilities were defined as

28. R. T. Sprouse and M. Moonitz, *A Tentative Set of Broad Accounting Principles for Business Enterprises*, "Accounting Research Study No. 3" (New York: AICPA, 1962).

29. "News Report," *Journal of Accountancy* (April 1962): 9-10.

30. P. Grady, *Inventory of Generally Accepted Accounting Principles for Business Enterprises*, "Accounting Research Study No. 7" (New York: AICPA, 1965).

31. *Accounting Principles Board Statement No. 4*, "Basic Concepts and Accounting Principles Underlying Financial Statements for Business Enterprises" (New York: APB, 1965)

32. *Ibid.*, para. 9.

33. *Ibid.*, para. 131.

being “recognized and measured in conformity with generally accepted accounting principles,”<sup>34</sup> but GAAP was defined as being the consensus at a particular time.

As a result, the committee worked for five years before once again coming up with what was basically a description of existing practices. Additionally, the APB’s report was published as a statement rather than as an opinion; consequently, its recommendations did not encompass GAAP and could be ignored without violating Rule 203 of the AICPA Code of Ethics, which requires compliance with accounting principles promulgated by an authoritative body.

The members of the CAP and APB were mainly accounting practitioners who apparently had little interest in developing a normative theory of accounting. In an attempt to fill this void, the AAA published *A Statement of Basic Accounting Theory (ASOBAT)* in 1966.<sup>35</sup> This monograph defined accounting as “the process of identifying, measuring and communicating economic information to permit informed judgments and decision by users of the information.”<sup>36</sup>

Two new ideas arose out of *ASOBAT*’s definition of accounting. The members of the committee were mainly academics, so they looked upon accounting as an information system. Therefore they saw communication as an integral part of the accounting process. Additionally, the inclusion of the term *economic income* broadened the scope of the type of information to be provided to assist in the allocation of scarce resources. The committee also embraced the entity concept by indicating that the purpose of accounting was to allow users to make decisions. In essence they were defining accounting as a behavioral science whose main function was to assist in decision making. As a consequence, the committee adopted a decision-usefulness approach and identified four standards to be used in evaluating accounting information: relevance, verifiability, freedom from bias, and quantifiability. *ASOBAT* maintained that if these four standards could not be attained, the information was not relevant and should not be communicated. *ASOBAT* noted the inherent conflicts between relevance and verifiability in making one final recommendation. The monograph called for the reporting of both historical cost and current cost measures in financial statements. The current cost measures to be used included both replacement cost and price-level adjustments.

The publication of *ASOBAT* resulted in diverse opinions. Robert Morrison, the committee’s only practitioner, voted for the monograph’s release but requested that his concerns be published as a commentary at the end of the document. Morrison indicated that *ASOBAT* did not fulfill the committee’s charge because it offered little in the way of basic accounting theory as the foundation for accounting principles. He also disagreed with the reporting of current cost information on the basis that it lacks verifiability.<sup>37</sup> On the other hand, another committee member, George Sorter, objected to the user needs approach because it assumed that user needs are known and well specified enough to allow information to be supplied to meet those needs.<sup>38</sup> Finally, one of the leading

34. Ibid.

35. American Accounting Association, *A Statement of Basic Accounting Theory* (Evanston, IL: AAA, 1966).

36. Ibid., 1.

37. Ibid., 97.

38. G. Sorter, “An Events Approach to Basic Accounting Theory,” *The Accounting Review* (January 1969): 12–19.

accounting theorists of the time, Robert Sterling, stated that *ASOBAT* contained very little that was new. He also found it to be inconsistent and not completely logical. For example, he questioned the committee's rationale for current costs as being that historical cost was deficient. He asked; "if historical cost is so inadequate, why report it at all?"<sup>39</sup>

The criticism of the APB resulted in yet another attempt to develop a conceptual framework of accounting. In a manner similar to *ASOBAT*, the Trueblood Committee's report on the objectives of financial statements (see Chapter 1) embraced the decision-usefulness criteria as the primary basis for the preparation and presentation of financial information. This committee was charged by the AICPA with proposing fundamental objectives of financial statements to guide the improvement of financial reporting. It was to find the answers to four questions:

1. Who needs financial statements?
2. What information do they need?
3. How much of the needed information can be provided by accountants?
4. What framework is needed to provide the needed information?

The Trueblood Committee adopted a normative approach as well as a user orientation in maintaining that "financial statements should serve primarily those users who have limited authority, ability or resources to obtain information and who rely on financial statements as their principal source of information about an enterprise's economic activities." The committee report specified the following four information needs of users:

1. Making decisions concerning the use of limited resources
2. Effectively directing and controlling organizations
3. Maintaining and reporting on the custodianship of resources
4. Facilitating social functions and controls<sup>40</sup>

Like its predecessors, the Trueblood Committee had difficulty agreeing on the answers to the questions proposed by the AICPA. As a result, it indicated that its final report be regarded as a first step in the process. The report summarized the following objectives for financial reporting:

1. The basic objective of financial statements is to provide information useful for making economic decisions.
2. An objective of financial statements is to serve primarily those users who have limited authority, ability, or resources to obtain information and who rely on financial statements as their principal source of information about an enterprise's economic activities.
3. An objective of financial statements is to provide information useful to investors and creditors for predicting, comparing, and evaluating potential cash flows in terms of amount, timing, and related uncertainty.

39. R. Sterling, "ASOBAT: A Review Article," *Journal of Accounting Research* (Spring 1967): 95-112.

40. American Institute of Certified Public Accountants, *Objectives of Financial Statements* (New York: AICPA, 1973). The fourth purpose can be seen as derived from the work of Scott.

4. An objective of financial statements is to provide users with information for predicting, comparing, and evaluating enterprise earning power.
5. An objective of financial statements is to supply information useful in judging management's ability to use enterprise resources effectively in achieving its primary enterprise goal.
6. An objective of financial statements is to provide factual and interpretative information about transactions and other events that is useful for predicting, comparing, and evaluating enterprise earning power. Basic underlying assumptions with respect to matters subject to interpretation, evaluation, prediction, or estimation should be disclosed.
7. An objective is to provide a statement of financial position useful for predicting, comparing, and evaluating enterprise earning power.
8. An objective is to provide a statement of periodic earnings useful for predicting, comparing, and evaluating enterprise earning power.
9. Another objective is to provide a statement of financial activities useful for predicting, comparing, and evaluating enterprise earning power. This statement should report mainly on factual aspects of enterprise transactions having or expecting to have significant cash consequences. This statement should report data that require minimal judgment and interpretation by the preparer.
10. An objective of financial statements is to provide information useful for the predicting process. Financial forecasts should be provided when they will enhance the reliability of the users' predictions.
11. An objective of financial statements for governmental and not-for-profit organizations is to provide information useful for evaluating the effectiveness of the management of resources in achieving the organization's goals. Performance measures should be quantified in terms of identified goals.
12. An objective of financial statements is to report on the enterprise's activities affecting society that can be determined and described or measured and that are important to the role of the enterprise in its social environment. This objective was an attempt to draw attention to those enterprise activities that require sacrifices from members of society who do not benefit from those activities.

In addition, the Trueblood Committee report addressed the issues of the fallibility of single numbers in the financial statements and current costs. With respect to the former, the committee suggested that single number measurements that do not indicate possible ranges and dispersions in describing events are subject to uncertainty. With respect to current costs, the committee maintained that the stated objectives of financial reporting could not be achieved by using a single valuation basis such as historical cost. It concluded that different valuation bases should be used for different assets. The objectives enumerated by the Trueblood Committee became the basis for the first release in the FASB's conceptual framework project, *Statement of Financial Accounting Concepts No. 1*.

## Statement on Accounting Theory and Theory Acceptance

The unsettled standard-setting process in the early 1970s caused the AAA to again consider accounting theory. In 1973, the AAA Committee on Concepts and

Standards for External Financial Reports was charged with updating *ASOBAT* in light of the many changes in accounting that had taken place since it was originally issued. The committee deliberated over a four-year period. Since appointments to the committee were for two years, the committee membership changed during the second two-year period; however, six original members remained on the committee. Its report, *Statement on Accounting Theory and Theory Acceptance (SATTA)*, turned out not to be an update of *ASOBAT*, but rather a review of the status of accounting theory and its acceptance.<sup>41</sup>

The committee's rationale for this approach was stated as follows:

Fundamental changes have occurred since the publication of *ASOBAT*. The basic disciplines traditionally utilized by accounting theory have been altered considerably, and accounting researchers have enthusiastically employed their new tools, perspectives and analytical techniques to explore a wide range of accounting issues from new directions.<sup>42</sup>

The committee's conclusion was that a single, universally accepted basic accounting theory did not exist. The committee's basis for this conclusion is examined in the following paragraphs.

*SATTA* first embarked on a review of accounting theories and found that a number of theories explained narrow areas of accounting. The committee noted that although there was general agreement that the purpose of financial accounting is to provide economic data about accounting entities, divergent theories had emerged because of the way different theorists specified users of accounting data and the environment. For example, *users* might be defined either as the owners of the accounting entity or, more broadly, to include creditors, employees, regulatory agencies, and the general public. Similarly, the environment might be specified as a single source of information or as one of several sources of financial information. The various approaches to accounting theory were condensed into classical, decision usefulness, and information economics.

### The Classical Approach

These studies covered the period from 1922 to 1962, with the exception of one monograph from 1975. *SATTA* maintained that all of these works were deductive in nature and criticized them as generally disconnected in that they did not cite or build on previous work. It was noted that many of the authors of these works were trained in economics, because at the time, most universities did not offer Ph.D. degrees in business, and those that did required much work in economic theory. As a consequence, many authors included in this category were influenced by the neoclassical economic "theory of the firm," which ignores historical costs and generally advocates the use of current values. *SATTA* subclassified the studies in this group into the deductive (true income) school and the inductive school. The deductive school theorists held that income measuring a single valuation base would meet the needs of all users. Studies included under this category were those by Paton, Moonitz and Sprouse, and Moonitz. Inductive school studies were

41. American Accounting Association, Committee on Concepts and Standards for External Financial Reports, *Statement on Accounting Theory and Theory Acceptance*. (Sarasota, FL: AAA, 1977).

42. *Ibid.*, ix.



viewed by *SATTA* as attempting to rationalize or justify existing accounting practice. The studies under this category included those by Hatfield and Littleton.<sup>43</sup>

### The Decision-Usefulness Approach

The decision-usefulness studies, which include the AAA's "Tentative Statement," the Sanders, Hatfield, and Moore monograph, *ASOBAT*, and the Trueblood Report, focus on the recognition that usefulness is a basic objective of accounting. This approach stresses the use of decision models. Once a particular decision model is chosen, information relevant to the model is specified and accounting alternatives are compared to the data necessary for implementing the model. For example, the Trueblood Report stated that the basic objective of financial accounting is to provide information useful for making economic decisions.

A second focus of studies included under this category revolves around studies that examined the reactions by decision makers to reporting alternatives. Examples include the behavioral accounting studies discussed in Chapter 4 and a classic study by Ball and Brown investigating the information content of accounting numbers.<sup>44</sup>

### Information Economics

Studies taking this approach use economic theory to specify the information necessary to make economic decisions. They treat information as a commodity that has costs and prices and examine whether regulation of external financial reporting is desirable. *SATTA* apparently included this category as an emerging method of developing accounting theory; however, information economics has not gained the prominence *SATTA* anticipated.

### Criticisms of the Approaches to Theory

*SATTA* next embarked on a discussion of why none of the approaches to theory had gained general acceptance. *SATTA* raised six issues.

1. *The problem with relating theory to practice.* The real world is much more complex than the world specified in most accounting theories. For example, most theory descriptions begin with unrealistic assumptions, such as holding several variables constant.
2. *Allocation problem.* Allocation is an arbitrary process. For example, the definition of depreciation as a *rational* and *systematic* method of allocation has led to a variety of interpretations of these terms.
3. *The difficulty with normative standards.* Normative standards are desired states; however, different users of accounting information have different desired states. As a result, no set of standards can satisfy all users.
4. *The difficulties in interpreting security price behavior research.* Market studies (such as the efficient market studies discussed in Chapter 4) attempt to determine how users employ accounting numbers. These studies have attempted to control for all variables except the one of interest, but there have been disagreements over whether their research designs have actually accomplished this goal.

43. It is interesting to note that DR Scott was not even mentioned in *SATTA*.

44. R. Ball and P. Brown, "An Empirical Evaluation of Accounting Income Numbers," *Journal of Accounting Research* (Autumn 1968), 159–178.



5. *The problem of cost–benefit considerations accounting theories.* A basic assumption of accounting is that the benefits derived from adopting a particular accounting alternative exceed its costs. However, most existing theories do not indicate how to measure benefits and costs.
6. *Limitations of data expansion.* At the time *SATTA* was published, a view was emerging that more information is preferable to less. Subsequent research has indicated that users have a limited ability to process accounting information. (The issue of human information processing is discussed in Chapter 4.)

The next section of *SATTA* noted that although the evolutionary view of accounting had considerable appeal, the evidence suggests that the existing accounting literature was inconsistent with that view. It suggested that the process of theorizing in accounting was more revolutionary than evolutionary and turned to a perspective developed by Kuhn.<sup>45</sup> He suggests scientific progress proceeds in the following order:

1. Acceptance of a paradigm<sup>46</sup>
2. Working with that paradigm by doing normal science
3. Becoming dissatisfied with that paradigm
4. Searching for a new paradigm
5. Accepting a new paradigm

*SATTA* suggested that accounting theory at that time was in step 3 of this process because a number of theorists had become dissatisfied with the matching approach to specifying the content of financial reports.

## Evaluation of SATTA

If the newly formed FASB was looking for a sense of direction from *SATTA*, they were undoubtedly disappointed. *SATTA*'s contention that no universally accepted theory of accounting was then in existence in essence left it up to the FASB to develop one. The FASB responded with its Conceptual Framework (discussed in the next section). *SATTA*'s focus on the philosophy of science perspective is not without its detractors. Peasnell (1978) concluded that *SATTA*'s theory approaches do not constitute paradigms,<sup>47</sup> because a paradigm is much more than a set of hypotheses. He also doubted the appropriateness of applying Kuhn's theory to accounting:

Accounting is not a science, it is a service activity. Accounting, therefore, should be equated not with the sciences, but with fields like medicine, technology and law, of which the principal *raison d'être* is an external social need.<sup>48</sup>

45. T. Kuhn, *The Structure of Scientific Revolutions*, 2nd ed. (Chicago: University of Chicago Press, 1970).

46. *SATTA* defined a paradigm as "a kind of world view and focus for research." (*SATTA*, p. 42).

47. K. Peasnell, "Statement on Accounting Theory and Theory Acceptance: A Review Article," *Accounting and Business Research* (Summer 1978): 217–228

48. *Ibid.*, 220.

Peasnell also criticized *SATTA*'s distinction between the classical and decision usefulness approaches as "artificial."<sup>49</sup> Finally, he suggested that the inability of *SATTA* to reach a consensus was influenced by the committee that wrote *SATTA*, because it was composed of several members who had strong advocacy positions on various approaches to theory development.

## The FASB's Conceptual Framework Project

A motivating factor in the development of the Conceptual Framework Project (CFP) was the FASB's observation about the difficulties its predecessor, the APB, had experienced. As discussed earlier, the APB commissioned two studies on postulates and broad principles of accounting that were rejected as too radically different. Later, another committee was commissioned that produced *APB Statement No. 4*, which also was not fully accepted because it was viewed as a list of current practices rather than as a guide.

The CFP initially attempted to develop principles or broad qualitative standards to permit the making of systematic rational choices among alternative methods of financial reporting. Subsequently, the project focused on how these overall objectives could be achieved. As a result, the CFP is a body of interrelated objectives and fundamentals. The objectives identify the goals and purposes of financial accounting, whereas the fundamentals are the underlying concepts that help achieve those objectives. These concepts are designed to provide guidance in three areas:

1. Selecting the transactions, events, and circumstances to be accounted for
2. Determining how the selected transactions, events, and transactions should be measured
3. Determining how to summarize and report the results of events, transactions, and circumstances

The FASB intends the CFP to be viewed not as a package of solutions to problems, but rather as a common basis for identifying and discussing issues, for asking relevant questions, and for suggesting avenues for research.

Initially, the CFP was developed by the FASB, whereas—as discussed in Chapter 3—the International Standards Board was developing its own CFP titled *Framework for the Preparation of Financial Statements*. In October 2004, the FASB and IASB announced a joint project aimed at developing an improved common conceptual framework that builds on their existing frameworks. The project work plan consisted of a set of stages or phases. The project

1. Focuses on changes in the environment since the original frameworks were issued, as well as omissions in the original frameworks, in order to efficiently and effectively improve, complete, and converge the existing frameworks.
2. Gives priority to addressing and deliberating those issues within each phase that are likely to yield benefits to the Boards in the short term—that is,

49. *Ibid.*, 222.

cross-cutting issues that affect a number of their projects for new or revised standards. Consequently, work on several phases of the project will be conducted simultaneously, and the Boards expect to benefit from work being conducted on other projects.

3. Initially considers concepts applicable to private sector business entities. Later, the Boards will jointly consider the applicability of those concepts to private-sector not-for-profit organizations

The project work plan has a total of eight phases. Each of the first seven phases is expected to involve planning, research, and initial board deliberations on major aspects of the Boards' frameworks and to result in an initial document that will seek comments on the Boards' tentative decisions for that phase. This will be followed by a period of redeliberations—the Boards' consideration of constituents' comments and redeliberations of the tentative decisions. While the Boards may seek comments on each phase separately, they did not preclude seeking comments on several phases concurrently. An eighth phase will be used to address any remaining issues.

The eight phases of the CFP are as follows:

- A. Objectives and qualitative characteristics
- B. Definitions of elements, recognition, and derecognition
- C. Measurement
- D. Reporting entity concept
- E. Boundaries of financial reporting, and presentation and disclosure
- F. Purpose and status of the framework
- G. Application of the framework to not-for-profit entities
- H. Remaining issues, if any

This single conceptual framework will serve as the foundation for the development of financial accounting and reporting. In 2010, the FASB and IASB issued two chapters as part of this joint project to develop an improved, converged conceptual framework for financial accounting and reporting.

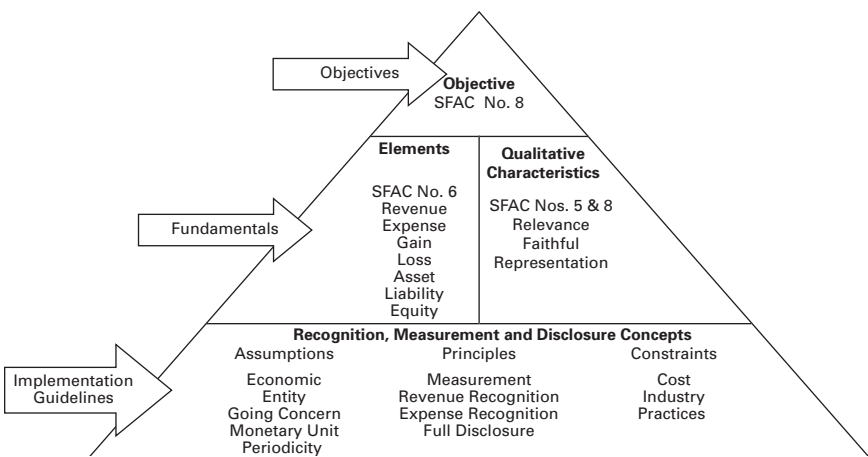
The initial and joint CFPs have resulted in the issuance of eight *Statements of Financial Accounting Concepts (SFAC)*: No. 1: "Objectives of Financial Reporting by Business Enterprises" (superseded); No. 2: "Qualitative Characteristics of Accounting Information" (superseded); No. 3: "Elements of Financial Statements of Business Enterprises" (superseded); No. 4: "Objectives of Financial Reporting by Nonbusiness Organizations" (because the focus of this text is financial accounting, *SFAC No. 4* will not be discussed here); No. 5: "Recognition and Measurement in Financial Statements of Business Enterprises;" No. 6: "Elements of Financial Statements" (*SFAC No. 6* replaced *SFAC No. 3*); No. 7: "Using Cash Flow Information and Present Value in Accounting Measurements"; and No. 8: Conceptual Framework for Financial Reporting (Chapters 1 and 3), which replaces *SFACs No. 1* and *No. 2* and marks the completion of the first phase of the new joint CFP. Additional chapters will be added to *SFAC No. 8* as additional phases of the CFP are completed.

The CFP does not directly affect practice, and the *SFACs* are not intended to invoke application of rules 203 or 204 of the Code of Professional Ethics, which specify how deviations from GAAP are to be disclosed. *SFACs* affect practice only by means of their influence on the development of new accounting standards.

The FASB itself is the most direct beneficiary of the CFP. SFACs provide the Board with a foundation for setting standards and tools to use in resolving accounting and reporting questions. They also provide a framework that can be used to consider the merits of alternatives and promote greater efficiency in internal and external communications. The FASB staff is guided by pertinent concepts in the SFACs that might provide guidance in developing its analysis of issues for consideration by the Board. Discussion of the CFP concepts used was included in the basis for conclusions section of every new SFAS before the Accounting Standards Codification was adopted in 2009. Although the CFP does not provide all of the answers, it narrows the alternatives and eliminates those that are inconsistent with it. It also is used to guide the development of neutral standards, which aids in the allocation of scarce resources and the efficient function of capital markets.

An additional benefit of the CFP is the reduction of the influence of personal bias on standard setting. Without the guidance provided by the conceptual framework, standard setting would be based on the individual personal frameworks of the members of the Board. This could result in inconsistent standards over time as the members and their individual frameworks change. Without a frame of reference, a rational debate cannot occur, and the appropriate treatment is in the eye of the beholder. The CFP also helps users of financial information better understand that information and its limitations because it provides a frame of reference for preparers, auditors, students, and faculty. A common conceptual framework should also be useful to facilitate the convergence of U.S. and International accounting standards. Figure 2.1 provides an overview of the FASB’s conceptual framework for financial accounting and reporting.<sup>50</sup>

**FIGURE 2.1** *The FASB’s Conceptual Framework for Financial Accounting and Reporting*



50. Adapted from William C. Norby, “FASB Exposure Draft: “Reporting Income, Cash Flows, and Financial Position of Business Enterprises.” *Financial Analysts Journal* 38, no. 2 (March–April 1982): 22.

The conceptual framework contains three levels. The apex, the first level, identifies the **objective of financial reporting**—that is, the purpose of financial reporting. The second level outlines the fundamentals, which are the **qualitative characteristics** that make accounting information useful, and the **elements of financial statements** (assets, liabilities, and so on). The third level identifies the implementation guidelines of **recognition, measurement, and disclosure** used in establishing and applying accounting standards, and the specific concepts to put into practice the objective. These guidelines include the assumptions, principles, and constraints that describe the present reporting environment. The specific content of *SFAC Nos. 8, 5, 6, and 7* as currently constituted is summarized in the following paragraphs.

### **Statement of Financial Accounting Standards No. 8**

Chapter 1 of *SFAC No. 8* states that the objective of general-purpose financial reporting is to provide financial information about the reporting entity that is useful to current and potential equity investors, lenders, and other creditors in making decisions about providing resources to the entity. Those decisions involve buying, selling, or holding equity and debt instruments and providing or settling loans and other forms of credit. Information that is decision-useful to capital providers may also be useful to other users of financial reporting who are not capital providers.

Not all accountants view the CFP in a favorable light. For example, Young<sup>51</sup> has taken a critical perspective view of the concept of decision usefulness of financial accounting outlined in the CFP. Critical perspective accounting theorists argue that accountants have been unduly influenced by utility-based, marginalist economics, which holds that business organizations trade in markets that form part of a society's economy. Profit is the result of these activities and indicates the organization's efficiency in using society's scarce resources (see Chapter 4).

Young criticized the FASB's viewpoint that financial statement users are "rational decision-makers" who are only interested in economic events and transactions and with predicting their effects upon an entity's future cash flows, future profitability, and future financial position. As a result, the current CFP maintains that "decision-useful" information is defined with respect to its effectiveness in forming such predictions and expectations. Therefore, other types of information that might be construed as meaningful, significant, or useful either to other users, including customers, suppliers, employers, labor unions, and even investors who have different perspectives under an alternative interpretation of the financial statement user, is dismissed as falling outside the appropriate purview of financial statements.

Young's thesis is that the emphasis upon rational decision makers and the objective of decision usefulness was not necessarily a natural progression in the development of accounting practice and thought. She argues that other purposes for accounting could have been selected, and that by selecting a different purpose, it might have been possible to investigate how accounting could contribute to reporting on an economic accountability that is more broadly defined to encompass the moral dimensions of economic life. She contends that other purposes of accounting can be defined that might result in other models of accounting being defined in which reporting on the status of relationships among economic entities,

51. J. Young, Making Up Users. *Accounting, Organizations and Society* 31 (2006), 579–600.

employees, communities, and the environment are emphasized as much as, or more than, the measurements of cash flows, profits, and financial position.

Young also asserts that accounting standard setters fail to consult actual users as new accounting standards are developed. Thus, the narrowly defined class who are proposed to be the beneficial recipients of accounting reports are not being considered adequately in the standard-setting process.

Young also notes that the difficulty of changing the purpose assigned to accounting within the existing political and economic environment cannot be overestimated, but she maintains that change cannot occur if decision usefulness remains taken for granted as the primary purpose of accounting with its assumption that users of financial statements desire only information of the type outlined in the conceptual framework.

Young's critique of the CFP was undertaken before *SFAC No. 8* was released, and much of her criticism is centered on material contained in *SFAC No. 2*, which has now been superseded. Perhaps partially in response to this criticism, the phrases "rational decision-makers" and "decision usefulness"<sup>52</sup> are not found in *SFAC No. 8*. The new statement also allows the disclosure of other, non-economic, information. The result is that there has been a partial change in focus for the CFP, and yet the change lacks specifics. So the question becomes: Is it a gesture of a true recognition of behavioral or other specific information elements?

The objective of financial reporting is the foundation of the conceptual framework. Other aspects of the framework—qualitative characteristics, elements of financial statements, recognition, measurement, and disclosure—flow logically from the objective. Those aspects of the framework help to ensure that financial reporting achieves its objective.

The second level of the CFP contains the fundamental concepts. They provide the conceptual building blocks and include the qualitative characteristics of accounting information and the elements of financial statements.

Chapter 3 of *SFAC No. 8* identifies the *qualitative characteristics* of accounting information that distinguish better (more useful) information from inferior (less useful) information for decision-making purposes. These characteristics may be viewed as a hierarchy as illustrated in Figure 2.2.

### Primary Users

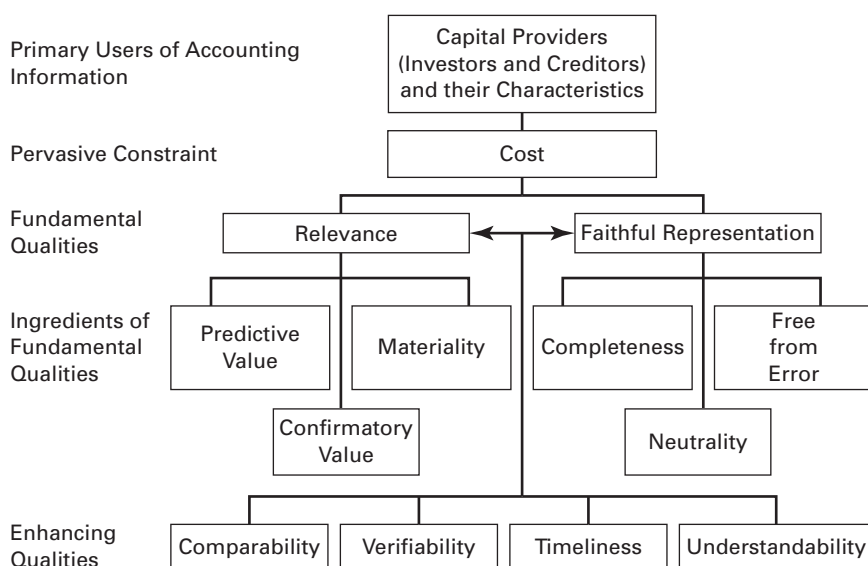
The primary users of financial information are existing or potential investors, lenders, and other creditors, that is, its capital providers.

### Cost Constraint

Cost is described in *SFAC No. 8* as a pervasive constraint on the information that can be provided by financial reporting. The measurement, summarization, and reporting of financial information imposes costs, and it is important that those costs are justified by the benefits of reporting that information.<sup>53</sup> This type of analysis is made on several levels. Companies must decide whether the benefits of providing financial information outweigh the costs involved in collecting, processing, verifying, and disseminating that information. Users of financial information must decide whether the benefits of analyzing and interpreting the information

52. It can be argued that the stated purpose of accounting outlined in *SFAC No. 8* implies "decision-usefulness."

53. This is termed cost-benefit analysis.

**FIGURE 2.2** *The Qualitative Characteristics of Accounting Information*

provided outweigh their costs. Regulators must assess whether the benefits of reporting particular information are likely to justify the costs incurred to provide and use that information. For example, the FASB, in applying the cost constraint in developing a proposed financial reporting standard, seeks information from providers of financial information, users, auditors, academics, and others about the expected nature and quantity of the benefits and costs of that standard. This assessment is generally based on a combination of both quantitative and qualitative information.

### Qualitative Characteristics

The qualitative characteristics are described in Chapter 3 of *SFAC No. 8* and distinguish between better (more useful) information and inferior (less useful) information. These qualitative characteristics are either fundamental or enhancing characteristics, depending on how they affect the decision usefulness of information. The two fundamental qualities that make accounting information useful for decision making are *relevance* and *faithful representation*.

Relevant financial information is capable of making a difference in the decisions made by users. Financial information is capable of making a difference in decisions if it has predictive value and confirmatory value and is material. Financial information has predictive value if it can be used as an input to processes employed by users to predict future outcomes. Financial information has confirmatory value if it provides feedback (confirms or changes) about previous evaluations. Information is material if omitting it or misstating it could influence decisions that users make on the basis of the financial information of a specific reporting entity. In other words, materiality is an entity-specific aspect of relevance



based on the nature or magnitude or both of the items to which the information relates in the context of an individual entity's financial report. Consequently, the FASB was not able to specify a uniform quantitative threshold for materiality or predetermine what could be material in a particular situation.

Financial reports represent economic phenomena in words and numbers. To be useful, financial information not only must represent relevant phenomena but also must faithfully represent the phenomena that it purports to represent. A perfectly faithful representation has three characteristics: *completeness*, *neutrality*, and *freedom from error*. Although perfection is difficult or even impossible to achieve, the objective is to maximize these qualities to the extent possible.

A complete depiction should include all information necessary for a user to understand the phenomenon being depicted. For some items, a complete depiction also might entail explanations of significant facts about the quality and nature of the items, factors, and circumstances that might affect their quality and nature and the process used to determine the numerical depiction. A neutral depiction is without bias in the selection or presentation of financial information. A neutral depiction is not slanted, weighted, emphasized, deemphasized, or otherwise manipulated to increase the probability that financial information will be received favorably or unfavorably by users. Neutral information does not mean information with no purpose or no influence on behavior. On the contrary, relevant financial information is, by definition, capable of making a difference in users' decisions. Free from error means there are no errors or omissions in the description of the phenomenon, and the process used to produce the reported information has been selected and applied with no errors in the process. Information that is free from error will result in a more faithful representation of financial results.

*Comparability*, *verifiability*, *timeliness*, and *understandability* are the qualitative characteristics that enhance the usefulness of information that is relevant and faithfully represented. Comparability is the qualitative characteristic that enables users to identify and understand similarities in, and differences among, items. Consistency refers to the use of the same methods for the same items, either from period to period within a reporting entity or in a single period across entities. Comparability is the goal; consistency helps to achieve that goal.

Verifiability helps assure users that information faithfully represents the economic phenomena it purports to represent. Verifiability means that different knowledgeable and independent observers could reach consensus, although not necessarily complete agreement, that a particular depiction is a faithful representation. Quantified information need not be a single point estimate to be verifiable. A range of possible amounts and the related probabilities also can be verified.

Timeliness means having information available to decision makers in time to be capable of influencing their decisions. Generally, the older the information is, the less useful it is. However, some information can continue to be timely long after the end of a reporting period because, for example, some users might need to identify and assess trends. Understandability involves classifying, characterizing, and presenting information clearly and concisely.

Three additional phases of the CPF are currently inactive: the reporting entity, measurement, and elements and recognition phases. The FASB has determined that because of the priority placed on other projects, it cannot devote the time necessary to properly address those issues in the near future. However, in May 2012 the IASB announced that it will resume deliberations on the CFP as an IASB-run project—that is, no longer as a joint project with the FASB. How this decision will affect the FASB's CFP was uncertain at the time this text was published.



## **Statement of Financial Accounting Concepts No. 5: "Recognition and Measurement in Financial Statements of Business Enterprises"**

In *SFAC No. 5*, the FASB attempted to broaden the scope of the measurements of the operating results of business enterprises by introducing the definition of *comprehensive income* as follows:

Comprehensive income is the change in equity (net assets) of an entity during a period from transactions and events and circumstances from non-owner sources. It includes all changes in equity during a period except those resulting from investments by owners and distributions to owners.<sup>54</sup>

This approach represents the FASB's attempt to tie together the capital maintenance approach and the traditional accounting transactions approach to income measurement. Under the capital maintenance approach, *net income* is defined as the maximum amount of a firm's resources that can be distributed to owners during a given period (exclusive of new owner investments) and still leave the business enterprise as well off at the end of that period as it was in the beginning. However, the FASB attempted to allay fears that the concept of comprehensive income was a radical shift toward using current value measurements by stating that the measurement of most assets and liabilities would not differ under the concept of comprehensive income. Yet other FASB pronouncements, such as *SFAS No. 115* (see FASB ASC 320) which requires the use of market values to measure investments in common stock, *SFAS No. 144* (see FASB ASC 360) requiring the use of present value measurements, and *SFAS No. 157* outlining the measurement of fair value (see FASB ASC 820) provide evidence that the FASB is making a shift toward current-value accounting.

*SFAC No. 5* did not suggest major changes in the current structure and content of financial statements. However, it did propose that a statement of cash flows should replace the statement of changes in financial position that was required when *SFAC No. 5* was released and it provided the impetus for requiring the statement of cash flows (discussed in Chapter 7). *SFAC No. 5* attempted to set forth recognition criteria and guidance on what information should be incorporated into financial statements and when this information should be reported. According to *SFAC No. 5*, a full set of financial statements for a period should show

1. Financial position at the end of the period
2. Earnings for the period
3. Comprehensive income for the period
4. Cash flows during the period
5. Investments by and distributions to owners during the period

The statement of financial position should provide information about an entity's assets, liabilities, and equity and their relationship to one another at a moment in time. It should also delineate the entity's resource structure—major classes and amounts of assets—and its financing structure—major classes and amounts of liabilities and equity. The statement of financial position is not

54. *Statement of Financial Accounting Concepts No. 5, "Recognition and Measurement in Financial Statements of Business Enterprises"* (Stamford, CT: FASB, 1984), para. 39.

intended to show the value of a business, but it should provide information to users wishing to make their own estimates of the enterprise's value.

Earnings are a measure of entity performance during a period. This value measures the extent to which asset inflows (revenues and gains) exceed asset outflows. The concept of earnings provided in *SFAC No. 5* is similar to net income for a period determined under the transactions approach. It is expected that the concept of earnings will continue to be subject to the process of gradual change that has characterized its development.

*SFAC No. 5* defined comprehensive income as a broad measure of the effects of transactions and other events on an entity. It comprises all recognized changes in equity of the entity during a period from transactions except those resulting from investments by owners and distributions to owners. Under the *SFAC No. 5* definition, the relationship between earnings and comprehensive income is illustrated as follows:

Revenues	Earnings
Less: Expenses	Plus or minus cumulative accounting adjustments
Plus: Gains	Plus or minus other nonowner changes in equity
Less: Losses	
= Earnings	= Comprehensive income

The statement of cash flows should directly or indirectly reflect an entity's cash receipts, classified by major source, and its cash payments, classified by major uses during a period. The statement should include cash-flow information about its operating, financing, and investing activities.

A statement of investments by and distributions to owners reflects an entity's capital transactions during a period. That is, it reflects the extent to which and in what ways the equity of the entity increased or decreased from transactions with owners. In addition to the issue of comprehensive income, *SFAC No. 5* addresses certain measurement issues that are closely related to recognition. Accordingly, an item and information about it should meet four recognition criteria and should be recognized at the time these criteria are met (subject to the cost-benefit and materiality constraints).

1. *Definitions.* The item meets the definition of an element contained in *SFAC No. 6*.
2. *Measurability.* It has a relevant attribute, measurable with sufficient reliability.
3. *Relevance.* The information about the item is capable of making a difference in user decisions.
4. *Faithful representation.* Financial reports represent economic phenomena in words and numbers.<sup>55</sup>

55. *SFAC No. 2* used the term *reliability* to describe what is now called *faithful representation*. The FASB made this change because the meaning of reliability was not clearly conveyed in *SFAC No. 2*. Because attempts to explain what reliability was intended to mean in this context have proved unsuccessful, the Board sought a different term that would more clearly convey the intended meaning. The term *faithful representation*, the faithful depiction in financial reports of economic phenomena, was the result of that search.

These recognition criteria are consistent with and in fact drawn from *SFAC Nos. 6 and 8*. *SFAC No. 5* provides guidance in applying the recognition criteria in cases when enterprise earnings are affected by the recognition decision. This guidance is consistent with the doctrine of conservatism. In other words, recognition of revenues and gains is based on the additional tests of their being realized or realizable and being earned before recognized as income. Guidance for recognizing expenses and losses depends on either consumption of benefit or loss of future benefit.

One of the major gaps in *SFAC No. 5* is its failure to define the term *earnings*.<sup>56</sup> Moreover, it does not resolve the debate over current value versus historical cost. This failure was apparently due to the Board's position of accepting *decision usefulness* as the overriding objective of financial reporting.

This document is disappointing to those who had hoped it would provide a formula or set of formulas from which solutions to specific accounting problems could be derived. In other words, some accountants and financial statement users would prefer a document that answers questions about when, if at all, a specific event should be recognized and what amount best measures that event.

Although *SFAC No. 5* did not suggest any radical changes in the structure and content of financial statements, it did provide the impetus for the change to a statement of cash flows from the statement of changes in financial position that was previously required. In addition, the scope of the measurement of the operating results of business enterprises was broadened by the definition of comprehensive income. Additionally, although the text of *SFAS No. 5* was limited to a discussion of recognition and measurement, the statement also provided a framework for the building blocks to disclosure outside the actual financial statements. This framework is discussed in Chapter 17.

The future development of accounting theory will use the concepts defined in *SFAC No. 5* as operational guidelines. They should serve as broad boundaries in the development of responses to controversial accounting issues.

*SFAC No. 2* was the best liked of the original concepts statements,<sup>57</sup> and *SFAC No. 5* was the most vilified. The major criticisms were that the FASB had failed to select a single measurement attribute and that *SFAC No. 5* did little more than describe current practice.<sup>58</sup> *SFAC No. 5* defended this approach by maintaining that the recognition criteria contained in the statement were consistent with current practice and that change should be gradual and evolutionary. However David Solomons, a member of the Wheat Commission, called this approach a "cop-out" and opined that a listing of alternative practices might be appropriate for a discussion memorandum, but not for a concepts statement.<sup>59</sup>

56. Ibid.

57. Miller et al., in a critique of the FASB, wrote that *SFAC No. 2* "provides a set of definitions that the Board and its constituents can and do use to communicate with each other. The definitions bring more rigor to the due process and possibly to the thought processes of the participants." Paul B. W. Miller, Rodney J. Redding, and Paul R. Bahnson, *The FASB: The People, the Process, and the Politics* (Burr Ridge, IL: Irwin/McGraw-Hill, 1998), 110.

58. Reed K. Storey and Sylvia Storey, *The Framework of Financial Accounting Concepts and Standards* (Norwalk, CT: FASB, 1998), 159.

59. David Solomons, "The FASB's Conceptual Framework: An Evaluation," *Journal of Accountancy* 161, no. 6 (1986): 122.

## **Statement of Financial Accounting Concepts No. 6: “Elements of Financial Statements of Business Enterprises”**

*SFAC No. 6* (discussed in more detail in Chapters 6 and 7) defines the ten elements of financial statements that are used to measure the performance and financial position of economic entities. These ten elements—assets, liabilities, equity, investments by owners, distributions to owners, comprehensive income, revenues, expense, gains, and losses—represent the building blocks used to construct financial statements. The definitions of the elements can be used to determine the content of financial statements.

## **Statement of Financial Accounting Concepts No. 7: “Using Cash Flow Information and Present Value in Accounting Measurements”**

*SFAC No. 7* provides a framework for using future cash flows as the basis for accounting measurements at the time of the initial recognition of assets or fresh-start measurements, and for the interest method of amortization. Additionally, it provides general principles that govern the use of present value, especially when the amount of future cash flows, their timing, or both are uncertain and there is a common understanding of the objective of present value in accounting measurements. *SFAC No. 7* does not deal with recognition issues or specify when fresh-start measurements are appropriate. The events and circumstances that prompt a fresh-start measurement were seen as varying from one situation to the next. The FASB expects to decide whether a particular situation requires fresh-start measurement on a project-by-project basis.

Accounting measurement is a very broad topic. Consequently, the FASB focused on a series of questions relevant to measurement and amortization conventions that employ present-value techniques. Among these questions are the following:

1. What are the objectives of using present value in the initial recognition of assets and liabilities? And do these objectives differ in subsequent fresh-start measurements of assets and liabilities?
2. Does the measurement of liabilities at present value differ from the measurement of assets?
3. How should the estimates of cash flows and interest rates be developed?
4. What are the objectives of present value when used in conjunction with the amortization of assets and liabilities?
5. How should present-value amortizations be used when the estimates of cash flows change?

The FASB indicated that the purpose of present-value measurements is to capture the economic difference between sets of future cash flows. For example, each of the following assets with a future cash flow of \$25,000 has an economic difference:

1. An asset with a certain, fixed contractual cash flow due in one day of \$25,000.
2. An asset with a certain, fixed contractual cash flow due in ten years of \$25,000.

3. An asset with a certain, fixed contractual cash flow due in one day of \$25,000. The actual amount to be received may be less but not more than \$25,000.
4. An asset with a certain, fixed contractual cash flow due in 10 years of \$25,000. The actual amount to be received may be less but not more than \$25,000.
5. An asset with expected cash flow of \$25,000 in 10 years with a range of \$20,000 to \$30,000.

These assets are distinguished from one another by the timing and uncertainty of their future cash flows. Measurements based on undiscounted cash flows would have the result of recording each at the same amount. Because they are economically different, their expected present values are different. A present-value measurement that fully captures the economic differences among the five assets should include the following elements:

- a. An estimate of future cash flows
- b. Expectations about variations in the timing of those cash flows
- c. The time value of money represented by the risk-free rate of interest
- d. The price for bearing the uncertainty
- e. Other, sometimes unidentifiable, factors including illiquidity and market imperfections

Two approaches to present value were discussed in *SFAC No. 7*:

- *Traditional*. A single cash flow and a single interest rate as in a 12 percent bond due in 10 years. Cases (a) and (b) above are examples of the use of the traditional approach.
- *Expected cash flow*. A range of possible cash flows with a range of likelihoods. Cases (c), (d), and (e) above are examples of the expected cash-flow approach.

To further illustrate the expected cash-flow approach, assume that a business is faced with a liability to be measured. No market information exists about prices for comparable obligations. The most likely payment amount is \$2 million in 10 years. However, under the best-case scenario, the liability might be settled for \$1 million in five years; under the worst-case scenario, the company might be required to pay \$50 million in 25 years. Assuming a 5 percent risk-free discount rate and a flat yield curve, the present-value computation with unknown probabilities is as follows:

	Years	Amount	PV
Best case	5	\$ 1,000,000	\$ 783,526
Most likely	10	2,000,000	1,227,826
Worst case	25	50,000,000	2,953,028
			<u>\$ 4,964,380</u>
		Divided by 3	<u>\$ 1,654,794</u>

However, the fact that the three cases are equally likely is counterintuitive. Assume instead that management has estimated that the most likely case is twice as likely as the best case and that the worst case is only a third as likely as the best case. These estimations result in probabilities of 30, 60, and 10 percent, respectively, for the best, most likely, and worst cases. Incorporating these probabilities into the analysis results in the following expected present value:

Years	PV	P	Extension
5	\$ 783,526	.30	\$ 235,058
10	1,227,826	.60	736,696
25	2,953,028	.10	295,303
Expected present value			<u>\$ 1,267,057</u>

It should be emphasized that the probability of the outcomes significantly affects the expected present value, and assigning different probabilities to the three possible outcomes will result in different expected present values. In the previous example, if we change the probabilities to 35 percent, 45 percent, and 20 percent, an expected present value of \$1,060,567 will result.

The objective is to estimate the value of the assets required currently to settle the liability with the holder, or to transfer the liability to an entity with a comparable credit standing. To estimate the fair value of an entity's notes or bonds payable, it is necessary to estimate the price at which other entities are willing to acquire the entity's liabilities as assets. For example, the proceeds from a loan are the price that a lender paid to acquire the borrower's promise of future cash flows as an asset, or the value of a bond payable is the price at which that security trades in the marketplace. On the other hand, some liabilities are owed to individuals who do not usually sell their rights as they might sell other assets. For example, entities may sell products with an accompanying warranty. In estimating the fair value of such liabilities, it is necessary to estimate the price a company would have to pay a third party to assume the liability. (Notice that this includes a provision for a profit.)

The most relevant measure of a liability must incorporate the credit standing of the entity obligated to pay. When a liability is incurred in exchange for cash, the role of credit standing is easily determined. Thus, an entity with a strong credit standing will receive more cash than an entity with a weak credit standing. For example, if two entities both promise to pay \$500 in five years, the entity with the strong credit standing may receive about \$374 (assuming a 6 percent interest rate), whereas the entity with the weak credit standing may receive only about \$284 (assuming a 12 percent interest rate). The effect of credit standing on the measurement of an entity's liabilities is usually captured in an adjustment to the interest rate, which is similar to the traditional approach of incorporating risk and uncertainty in the measurement of cash flows. This approach is well suited for liabilities with contractual cash flows, but an expected cash-flow approach may be more effective when measuring the effect of credit standing on other liabilities. For example, a liability might present the entity with a range of possible cash outflows ranging from very low to high amounts. There may be little chance of default if the amount is low, but a high chance if the amount is high. In such

situations, the effect of credit standing may be more effectively incorporated in the computation of expected cash flows.

The FASB noted that the purpose of all accounting allocations is to report changes in the value, utility, or substance of assets and liabilities over time. Accounting allocations attempt to relate the change in the recorded value of an asset or liability to some observable real-world phenomenon. For example, straight-line depreciation relates that change to the estimated useful life of an asset. The interest method of allocation associates changes in the recorded amount with changes in the present value of a set of future cash inflows or outflows. Under current GAAP, the interest method of allocation is considered more relevant than other methods when it is applied to assets containing one or more of the following characteristics:

- a. The transaction giving rise to the asset or liability involves borrowing or lending.
- b. A particular set of estimated future cash flows is closely associated with the asset or liability.
- c. The measurement at initial recognition was based on present value.

Changes from the original estimate of cash flows, in either timing or amount, can be accommodated in the interest amortization scheme or included in a fresh-start measurement of the asset or liability. If the amount or timing of estimated cash flows changes and the item is not remeasured, the interest amortization scheme must be altered to incorporate the new estimate of cash flows. The FASB noted that the following methods have been used to address changes in estimated cash flows:

- *Prospective*. Computes a new effective interest rate based on future cash flows.
- *Catch-up*. Adjusts carrying amount to the present value of the revised cash flows.
- *Retrospective*. Computes a new interest rate based on to-date cash flows and expected future cash flows.

The FASB stated a preference for the catch-up method when recording changes in estimated future cash flows because it is consistent with the present-value approach. If conditions change, a change in estimate is recorded and the new information is incorporated.

## Principles-Based versus Rules-Based Accounting Standards

---

During the early 2000s, the FASB noted that concerns were being expressed about the quality and transparency of accounting information.<sup>60</sup> One of the main concerns was the increasing complexity of FASB standards and the development of rule-based

60. Barth and Schipper have defined financial reporting transparency as “the extent to which financial reports reveal an entity’s underlying economics in a way that is readily understandable by those using the financial reports.” Mary E. Barth and Katherine Schipper, “Financial Reporting Transparency,” *Journal of Accounting, Auditing & Finance* 23, no. 2 (Spring 2008): 173–190.



accounting standards. Harvey Pitt, former chairman of the SEC, in testimony before the SEC, highlighted this issue by stating: “The development of rule-based accounting standards has resulted in the employment of financial engineering techniques designed solely to achieve accounting objectives rather than to achieve economic objectives.”<sup>61</sup> For example, *SFAS No. 13*, “Accounting for Leases,” identifies four criteria that cannot be violated if a lease is to be recorded as an operating lease (see FASB ASC 840-10-25-1).<sup>62</sup> As a consequence, leasing companies and prospective lessees attempt to structure lease contracts so as not to violate these criteria.

The Sarbanes–Oxley Act of 2002 attempted to address this concern by requiring the SEC to examine the feasibility of a principles-based accounting system. In 2003 the SEC published its study on the adoption of a principles-based system. The study noted that imperfections can exist when standards are established on either a rules-based or a principles-only basis. That is, principles-only standards can present enforcement difficulties because they provide little guidance or structure for preparers and auditors to exercise professional judgment. Rules-based standards often provide a vehicle for circumventing the intention of the standard. However, the study recommended that those involved in the standard-setting process more consistently develop standards on a principles-based or objectives-oriented basis.<sup>63</sup>

To illustrate the difference between rules-based and principles-based standards, the standard-setting process can be viewed as a continuum ranging from highly rigid standards on one end to general definitions of economics-based concepts on the other end. For example, consider accounting for the intangible asset of goodwill. An example of the extremely rigid end of the continuum is the previously acceptable practice:

Goodwill is to be amortized over a period not to exceed 40 years.

This requirement leaves no room for judgment or disagreement about the amount of amortization expense to be recognized. Comparability and consistency across firms and through time is virtually assured under such a rule. However, the requirement lacks relevance because it does not reflect the underlying economics of the reporting entity, which differ across firms and through time.

At the opposite end of the continuum is the FASB ASC’s 350-20-35-1 rule:

Goodwill shall not be amortized. Instead, goodwill shall be tested for impairment at a level of reporting referred to as a *reporting unit*.

This requirement necessitates the application of judgment and expertise by both managers and auditors. The goal is to record the economic deterioration of the asset, goodwill. To further illustrate the difference between a principles-based and a rules-based set of standards, the following table summarizes what are commonly identified as some of the benefits of each of these approaches.

61. Harvey L. Pitt, “Written Testimony Concerning Accounting and Investor Protection Issues Raised by Enron and Other Public Companies,” Before the Committee on Banking, Housing and Urban Affairs United States Senate (March 21, 2002), <http://www.sec.gov/news/testimony/032102tshlp.htm>.

62. Discussed in Chapter 14.

63. SEC, “Study Pursuant to Section 108(d) of the Sarbanes–Oxley Act of 2002 on the Adoption by the United States Financial Reporting System of a Principles-Based Accounting System.” Submitted to Committee on Banking, Housing, and Urban Affairs of the United States Senate and Committee on Financial Services of the United States House of Representatives. July 25, 2003.



Principles-Based Set of Standards	Rules-Based Set of Standards
Better able to cope with speed of change of business environment	More workable in large, complex economies and countries
Less voluminous	Less room for interpretation
Encourages use of professional judgment with a focus on what is right	Provides more guidance for practical implementation
Seen as possibly discouraging financial engineering	Less need for explanation in financial statements

The FASB issued an invitation to comment on this issue and posed the following questions:<sup>64</sup>

1. Do you support the Board's proposal for a principles-based approach to U.S. standard setting? Will that approach improve the quality and transparency of U.S. financial accounting and reporting?
2. Should the Board develop an overall reporting framework as in *IAS No. 1* and, if so, should that framework include a true and fair override?
3. Under what circumstances should interpretive and implementation guidance be provided under a principles-based approach to U.S. standard setting? Should the Board be the primary standard setter responsible for providing that guidance?
4. Will preparers, auditors, the SEC, investors, creditors, and other users of financial information be able to adjust to a principles-based approach to U.S. standard setting? If not, what needs to be done and by whom?
5. What are the benefits and costs (including transition costs) of adopting a principles-based approach to U.S. standard setting? How might those benefits and costs be quantified?
6. What other factors should the Board consider in assessing the extent to which it should adopt a principles-based approach to U.S. standard setting?

An American Accounting Association Committee was appointed to address this invitation to comment. It responded as follows:

We believe that the economic substance, not the form, of any given transaction should guide financial reporting and standard setting, and that concepts-based standards represent the best approach for achieving this objective.<sup>65</sup>

The committee then outlined the characteristics that they believed concepts-based standards should possess. These characteristics are summarized as follows:

1. For concepts-based standards, the economic substance, not the form, of a particular transaction should guide its financial reporting. The CFP defines

64. *Ibid.*, 10–11.

65. Laurence A. Maines, Eli Bartov, Patricia Fairfield, D. Eric Hirst, Teresa E. Iannaconi, Russell Mallett, et al., "Evaluating Concepts-Based vs. Rules-Based Approaches to Standard Setting," *Accounting Horizons* 17, no. 1 (March 2003): 73.

the classification and measurement of economic transactions and, therefore, should serve as the foundation for financial reporting that reflects the economic substance of a transaction.

2. Concepts-based standards should include descriptions of the transactions that are the subject of the standard. These descriptions should include the underlying economics of the transactions in order to provide a common understanding of these economics.
3. Concepts-based standards should include a general discussion of the linkage between the economics of transactions and the financial statements, using the CFP to guide classification and measurement issues associated with this linkage.
4. Concepts-based standards may include implementation guidance and examples that illustrate applications of the standards' general principles to typical transactions covered by the standard.
5. The FASB should be careful when creating names in concepts based standards even if they enhance the readability of the standard. The names may already have meanings for readers that differ from the concept that the Board intends.
6. Disclosure requirements related to a description of the economics of the transaction being reported should be included in concepts based standards that will help facilitate understanding both the economics and the reporting under the standard.

Despite the strength of these arguments, not all accountants agree that the FASB's standards are extremely rule-based. For example, Katherine Schipper, an accounting professor and member of the FASB at that time, stated:

U.S. financial reporting standards are in general based on principles, derived from the FASB's Conceptual Framework, but they also contain elements—such as scope and treatment exceptions and detailed implementation guidance—that make them also appear to be rules-based.<sup>66</sup>

Similarly, in November, 2003, a meeting of the American Assembly<sup>67</sup> was convened to discuss the future of the accounting profession. One of the issues they addressed was whether or not the profession should replace the rules-based system exemplified by GAAP with principles-based system favored by IASB. They concluded:

A current debate about the future of accounting swirls around the issue of whether or not the profession should replace the rules-based system exemplified by Generally Accepted Accounting Principles (GAAP) with the so called principles-based system favored by IASB. We believe this debate has been neither productive nor illuminating. The principles-based systems adopted internationally are far from devoid of rules, while U.S. GAAP has numerous guiding principles.

66. Katherine Schipper, "Principles-Based Accounting Standards," *Accounting Horizons* (March 2003): 72

67. The American Assembly, a nonpartisan public policy forum, was founded in 1950 by Dwight D. Eisenhower and sponsored by Columbia University. The American Assembly has engaged in issues that included business, arts and culture, philanthropy, the economy, education, race, religion, and security.

The either/or debate over principles and rules-based accounting is, we believe, simply a proxy for a more important and more subtle issue: to what degree do we expect the preparers and auditors of financial statements to exercise judgments? With the question posed in this way, participants agreed they favored accounting standards that contained fewer rules and permit more judgment than the standards that currently govern the accounting profession in the United States.<sup>68</sup>

Despite these criticisms, in 2003, the SEC staff submitted to Congress a study that addressed this issue and that included the following recommendations to the FASB:

1. The FASB should issue objectives-oriented standards.
2. The FASB should address deficiencies in the conceptual framework.
3. The FASB should be the only organization setting authoritative accounting guidance in the United States.
4. The FASB should continue its convergence efforts.
5. The FASB should work to redefine the GAAP hierarchy.
6. The FASB should increase access to authoritative literature.
7. The FASB should perform a comprehensive review of its literature to identify standards that are more rules based and adopt a transition plan to change those standards.<sup>69</sup>

In July 2004, the FASB responded to the study's recommendations and noted that a number of its recommendations were already being implemented. The Board said it had discussed the comments it received on its invitation to comment and decided to pursue a number of initiatives aimed at improving the quality of FASB standards as well as the standard-setting process.<sup>70</sup> The FASB's specific responses to the recommendations are summarized in the following paragraphs.

## Issuing Objectives-Oriented Standards

The FASB observed that the objectives-oriented approach outlined in the SEC study was similar to the one described in the Board's invitation to comment. After reviewing the comments received on its proposal, the Board concluded that its conceptual framework needed to be improved. The Board also agreed with the SEC that the objectives of its standards need to be more clearly defined, implementation guidance needs to be improved, scope exceptions need to be reduced, and the asset-liability approach to standard setting should be retained.

68. The American Assembly, *The Future of the Accounting Profession*, The 103rd American Assembly, November 13–15, 2003, Lansdowne Resort, Leesburg, Virginia (New York: Columbia University, 2003), 10.

69. Securities and Exchange Commission, "Study Pursuant to Section 108(d) of the Sarbanes–Oxley Act of 2002 on the Adoption by the United States Financial Reporting System of a Principles-Based Accounting System" (Washington, DC: SEC, July 2003).

70. FASB, *Response to SEC Study on the Adoption of a Principles-Based Accounting System* (Norwalk, CT: FASB, 2004).

## Conceptual Framework

The FASB noted that it had several projects on its agenda that address how the tradeoffs among relevance, reliability, and comparability should be made. It also is addressing the inconsistencies between the earnings process found in *SFAC No. 5* and the definitions of the elements of the financial statements found in *SFAC No. 6*.

The Board also indicated that it was embarking on a joint project with the IASB to develop an internally consistent conceptual framework that would be used by both boards. This project will specifically address what are termed *crosscutting issues*: troublesome, unresolved issues that continue to reappear in different projects, such as the definition of the term *probable*.

## One U.S. Standard Setter

The FASB has acted to become the only designated standard setter in the United States by reaching an agreement with the AICPA to allow it to have direct control over the standard-setting process. It also acted to require all EITF decisions to be ratified by the FASB before they become effective.

## GAAP Hierarchy

The SEC study criticized the GAAP hierarchy's placement of industry practices above the conceptual framework. At the time, the FASB was working on a project that proposed to reduce the number of levels in the GAAP hierarchy and move it into the FASB literature. This process is now complete.

## Access to Authoritative Literature

The SEC study also observed that a source of frustration of accounting professionals was the lack of a single, searchable database of all authoritative guidance. The FASB agreed with the overall objective of creating such a database, but it noted that development of a database would require the resolution of numerous conceptual, financial, and logistical issues that could take several years to resolve. This process has been completed and resulted in the FASB ASC.

## Comprehensive Review of Literature

The Board disagreed with the recommendation to perform a comprehensive literature review because of resource limitations and stated: "The areas needing more attention are those areas that either have no guidance or have guidance that is not functional, not those areas that have existing rules-based standards that are functional."<sup>71</sup>

The comment period for the proposal ended in January 2003; however, no action has since been taken. These issues will be incorporated into the FASB–IASB convergence project discussed below.

## International Convergence

---

At a joint meeting in Norwalk, Connecticut, on September 18, 2002, the FASB and the IASB both acknowledged their commitment to the development of high-quality, compatible accounting standards that could be used for both domestic

71. *Ibid.*, 14.

and cross-border financial reporting (the Norwalk Agreement). The two boards pledged to use their best efforts to (1) make their existing financial reporting standards fully compatible as soon as is practicable and (2) coordinate their future work programs to ensure that once it is achieved, compatibility is maintained. The international convergence project has three major aspects: (1) the Financial Statement Presentation Project, (2) the Conceptual Framework Project, and (3) the Standards Update Project.

## **The FASB–IASB Financial Statement Presentation Project**

The purpose of the financial statement presentation project is to establish a standard that will guide the organization and presentation of information in the financial statements. The boards' goal is to improve the usefulness of the information provided in an entity's financial statements to help users make decisions in their capacity as capital providers. Accordingly, as a part of the Norwalk Agreement, the FASB and IASB committed to (1) undertake a short-term project aimed at removing a variety of individual differences between U.S. GAAP and International Financial Reporting Standards (IFRSs, discussed in Chapter 3); (2) remove other differences between IFRSs and U.S. GAAP that remained on January 1, 2005, through coordination of their future work programs; that is, through the mutual undertaking of discrete, substantial projects that both boards would address concurrently; (3) continue progress on the joint projects that they are currently undertaking; and (4) encourage their respective interpretative bodies to coordinate their activities.

In April 2004, the FASB and IASB decided to combine their respective projects on the reporting and classification of items of revenue, expense, gains, and losses. This project was undertaken to establish a common, high-quality standard for the presentation of information in financial statements, including the classification and display of line items and the aggregation of line items into subtotals and totals. The goal is to present information in individual financial statements (and among financial statements) in ways that improve the ability of investors, creditors, and other financial statement users to

1. Understand an entity's present and past financial position
2. Understand the past operating, financing, and other activities that caused an entity's financial position to change and the components of those changes
3. Use that financial statement information, along with information from other sources, to assess the amounts, timing, and uncertainty of an entity's future cash flows

The project is being conducted in three phases. Phase A addresses what constitutes a complete set of financial statements and requirements to present comparative information.

Phase B addresses the more fundamental issues for presentation of information on the face of the financial statements, including

1. Developing principles for aggregating and disaggregating information in each financial statement

2. Defining the totals and subtotals to be reported in each financial statement (which might include categories such as business and financing)
3. Deciding whether components of other comprehensive income/other recognized income and expense should be recycled to profit or loss and, if so, the characteristics of the transactions and events that should be recycled and when recycling should occur
4. Reconsidering *SFAS No. 95*, “Statement of Cash Flows,” and *IAS No. 7*, “Cash Flow Statements,” including whether to require the use of the direct or indirect method

Some preliminary decisions regarding the presentation of the financial statements have been published by the FASB. These decisions are discussed and illustrated in Chapters 6 and 7.

Phase C addresses the presentation and display of interim financial information in U.S. GAAP, including

1. Which financial statements, if any, should be required to be presented in an interim financial report
2. Whether financial statements required in an interim financial report should be allowed to be presented in a condensed format and, if so, whether guidance should be provided related to how the information may be condensed
3. What comparative periods, if any, should be required to be allowed in interim financial reports and when, if ever, twelve month-to-date financial statements should be required or allowed to be presented in interim financial reports
4. Whether guidance for nonpublic companies should differ from guidance for public companies

The boards completed their deliberations on Phase A in December 2005. On March 16, 2006, the IASB published its Phase A exposure draft, “Proposed Amendments to IAS 1 Presentation of Financial Statements: A Revised Presentation.” The FASB decided to consider phases A and B issues together and therefore did not publish an exposure draft on phase A. After considering the responses to its exposure draft, the IASB issued a revised version of *IAS No. 1* in September 2007 (see Chapter 3 for a discussion of *IAS No. 1*). The revisions to *IAS No. 1* affected the presentation of changes in equity and the presentation of comprehensive income, bringing *IAS No. 1* largely into line with *FASB Statement No. 130, Reporting Comprehensive Income* (FASB ASC 220).

In February 2006, the two boards reaffirmed their commitment to the process of convergence in a Memorandum of Understanding (MoU) and voiced the shared objective of developing high-quality, common accounting standards for use in the world’s capital markets. The MoU outlines a road map for eliminating the reconciliation requirement for non-U.S. companies that use IFRSs and are registered in the United States (discussed in Chapter 3). The MoU maintains that trying to eliminate differences between standards is not the best use of resources; rather, new common standards should be developed. Convergence will proceed as follows: First, the Boards will reach a conclusion about whether major differences in focused areas should be eliminated through one or more short-term

standard-setting projects, and, if so, the goal was to complete or substantially complete work in those areas by 2008. Second, the FASB and the IASB will seek to make continued progress in other areas identified by both boards where accounting practices under U.S. GAAP and IFRSs are regarded as candidates for improvement.

In November 2009 the IASB and the FASB published a progress report describing their plans for completing the major projects on the MoU. This plan included milestone targets for each project. To provide transparency and accountability regarding those milestones, the two boards committed to reporting quarterly on the progress on convergence projects and to making those reports available on their respective websites. Additionally, they committed to hosting monthly joint board meetings and to provide quarterly updates on their progress on convergence projects. These milestones are discussed within their topic areas throughout the text.

In an effort to comply with the goals of the Norwalk Agreement, the FASB issued four new statements to bring U.S. GAAP into consistency with IFRSs (*SFAS No. 151* (superseded), *SFAS No. 153* (superseded), *SFAS No. 154* (FASB ASC 250-10), and *SFAS No. 163* (FASB ASC 944). Additionally, it issued a revised *SFAS No. 141* (FASB ASC 805). The IASB published new standards on borrowing costs (*IAS No. 23* revised) and segment reporting (*IFRS No. 8*). Each of these new or revised statements is discussed under the relevant topics later in the text.

Phase B is being conducted with the following principles in mind:

Financial statements should present information in a manner that

1. Portrays a cohesive financial picture of an entity
2. Separates an entity's financing activities from its business and other activities
3. Helps a user access the liquidity of an entity's assets and liabilities
4. Disaggregates line items if that disaggregation enhances the usefulness of that information in predicting future cash flows
5. Helps a user understand
  - How assets and liabilities are measured
  - The uncertainty and subjectivity in measurements of individual assets and liabilities
  - What causes a change in reported amounts of individual assets and liabilities

The project has adopted cohesiveness as a standard for assessing its ability to attain these principles. That is, each financial statement should contain the same sections and categories, and the classification of assets and liabilities will drive the classification of the related changes in the statement of cash flows and comprehensive income statements. This process is expected to obtain more clarity in the relationships between statements and to facilitate financial analysis.

The Statements of Comprehensive Income, Financial Position, and Cash Flows will each contain a Business Section that reports operating activities and investing activities of the specific statement. For example, in the Statement of Comprehensive Income, the Business Section will contain operating income and expenses as well as investing income and expenses; in the Statement of Financial Position, the Business Section will report operating assets and liabilities and



investing assets and liabilities. In addition to the Business Section, in three of the four statements (excluding the Changes in Equity Statement), a Financing Section is provided as well as a section on taxes and discontinued operations (net of taxes). Each financial statement will contain the two primary sections *business* and *financing*. The following guidelines were adopted for displaying the items in each section:

1. The **business section** *should* have two defined categories: operating and investing. These categories require an entity to make a distinction between business activities that are part of an entity's day-to-day business activities (and the business activity generates revenue through a process that requires the interrelated use of the net resources of the entity) (operating category) and business activities that generate nonrevenue income (and no significant synergies are created from combining assets) (investing category).
2. The **financing section** will include items that are part of an entity's activities to obtain (or repay) capital and consist of two categories: debt and equity (a change from their decisions in September).
  - a. The debt category will include liabilities where the nature of those liabilities is a borrowing arrangement entered into for the purpose of raising (or repaying) capital.
  - b. The equity category will include equity as defined in either IFRS or U.S. GAAP.

Illustrations of draft financial statements incorporating these guidelines are presented in Chapters 6 and 7.

## Conceptual Framework Project

In October 2004, the FASB and IASB decided to add to their agendas a joint project to develop an improved and common conceptual framework that is based on and builds on their existing frameworks—that is, the IASB's *Framework for the Preparation and Presentation of Financial Statements* (discussed in Chapter 3) and the FASB's Conceptual Framework Project (CFP). The goal of this project is to create a sound foundation for future accounting standards that are principles based, internally consistent, and internationally converged. The boards also intend to improve some parts of the existing frameworks, such as recognition and measurement, as well as to fill some gaps in the frameworks. For example, neither framework includes a robust concept of a reporting entity.

The project

1. Focuses on changes in the environment since the original frameworks were issued, as well as omissions in the original frameworks, to efficiently and effectively improve, complete, and converge the existing frameworks.
2. Gives priority to addressing and deliberating those issues within each phase that are likely to yield benefits to the Boards in the short term; that is, crosscutting issues that affect a number of their projects for new or revised standards. Thus work on several phases of the project will be conducted simultaneously, and the Boards expect to benefit from work being conducted on other projects.



3. Initially considers concepts applicable to private-sector business entities. Later, the Boards will jointly consider the applicability of those concepts to private sector not-for-profit organizations. Representatives of public sector (government) standard-setting boards are monitoring the project and, in some cases, are considering what the consequences of private sector deliberations might be for public-sector entities.

As noted earlier, the project is being developed in eight phases and has resulted in the release of *Statement of Financial Accounting Concepts No. 8*.

The objectives and summary of the decisions reached for each phase of the project at the time this text was published are outlined in the following paragraphs.

### **Objectives and Qualitative Characteristics Phase**

The aim of the Objectives and Qualitative Characteristics phase of Financial Reporting is to consider the following issues:

- The objective of financial reporting
- The qualitative characteristics of financial reporting information
- The tradeoffs among qualitative characteristics and how they relate to the concepts of materiality and cost–benefit relationships

As discussed above, in 2010, the FASB and IASB jointly published Chapters 1 and 3 of the CFP as *SFAC No. 8*.

### **Definitions of Elements, Recognition and Derecognition Phase**

The objectives of the Elements and Recognition phase are to refine and converge the Boards' frameworks in the following manner:

1. *Revise and clarify the definitions of asset and liability.* The boards have agreed that the FASB and IASB definitions of these elements have several shortcomings and have tentatively agreed on the following working definitions:
  - a. An *asset* of an entity is a present economic resource to which the entity has a right or other access that others do not have.
  - b. A *liability* of an entity is a present economic obligation for which the entity is the obligor.
2. *Resolve differences regarding other elements and their definitions.* The FASB Concepts Statements currently identify more elements than does the IASB Framework, and the two frameworks define differently those elements that are common. The boards' approach will focus initially on converging and defining only those key elements that are defined today in the FASB and IASB Frameworks. Additionally, the Boards will need to consider how to define elements that are not currently defined, such as comprehensive income.
3. *Revise the recognition criteria concepts to eliminate differences and provide a basis for resolving issues such as derecognition and unit of account.* Each board's current framework describes specific recognition criteria, some of which are similar and some of which are different. Neither board's frameworks contain criteria to determine when an item should be derecognized. The boards plan to revise their recognition criteria concepts to eliminate those differences and provide a framework for resolving derecognition issues. The boards' current

frameworks provide little or no guidance on how the unit of account should be determined. Although a discussion paper was expected to be issued in late 2010, it was not forthcoming at the time this text was published, and the project is currently inactive.

### Measurement Phase

The objective of the Measurement phase is to provide guidance for selecting measurement bases that satisfy the objectives and qualitative characteristics of financial reporting. It consists of the following milestones:

- *Milestone I* will inventory and defines a list of measurement basis candidates that might be used as a basis for measurement on financial statements.
- *Milestone II* will evaluate the basis candidates identified in Milestone I.
- *Milestone III* will draw conceptual conclusions from Milestones I and II, while addressing practical issues.

During their deliberations of Milestone I, the Boards addressed the following five issues:

1. **What are the measurement basis candidates?** The boards agreed to a list of nine candidates: *past entry price, past exit price, modified past amount, current entry price, current exit price, current equilibrium price, value in use, future entry price, and future exit price.*
2. **How are the measurement bases defined?** The boards agreed to provide two definitions for each candidate—one from the perspective of an asset and one from the perspective of a liability. They further decided to focus on the concepts behind entry and exit prices, without respect to the way they are measured.
3. **What are the basic properties of the measurement bases?** The boards concluded that most candidates are either prices or values and that each candidate provides information primarily about a specific time frame.
4. **Are the measurement issues appropriate for both assets and liabilities?** The boards concluded that all the candidates were appropriate for use with assets and liabilities.
5. **Should any measurement basis candidates be eliminated from consideration for evaluation in Milestone II?** The boards agreed not to eliminate any of the nine candidates identified at the end of Milestone I. However, they did eliminate some other candidates in the earlier stages of Milestone I deliberations.

Although a discussion paper was expected to be issued in late 2010, it was not forthcoming at the time this text was published, and the project is currently inactive.

### Reporting Entity Concept Phase

The objective of the Reporting Entity phase is to determine what constitutes a reporting entity for the purposes of financial reporting.

On March 11, 2010, the Boards issued an exposure draft titled *Conceptual Framework for Financial Reporting: The Reporting Entity* (ED). This document notes

that the objective of general-purpose financial reporting is to provide financial information about reporting entities that is useful in making decisions about providing resources to the entity and in assessing whether the management and the corporate officers of that entity have made efficient and effective use of the resources provided. The ED defines a reporting entity as a circumscribed area of economic activities whose financial information has the potential to be useful to existing and potential equity investors, lenders, and other creditors who cannot directly obtain the information they need in making decisions about providing resources to the entity and in assessing whether management and the corporate officers of that entity have made efficient and effective use of the resources provided.

The ED noted that a reporting entity has three features:

1. Economic activities of an entity are being conducted, have been conducted, or will be conducted.
2. Those economic activities can be objectively distinguished from those of other entities and from the economic environment in which the entity exists.
3. Financial information about the economic activities of that entity has the potential to be useful in making decisions about providing resources to the entity and in assessing whether the management has made efficient and effective use of the resources provided.

As a result, identifying a reporting entity in a specific situation requires consideration of the boundary of the economic activities that are being conducted, have been conducted, or will be conducted. The existence of a legal entity is neither necessary nor sufficient to identify a reporting entity. A reporting entity can include more than one entity, or it can be a portion of a single entity.

The ED also notes a single legal entity that conducts economic activities and does not control any other entity is likely to qualify as a reporting entity and that most, if not all, legal entities have the potential to be reporting entities. However, a single legal entity may not qualify as a reporting entity if, for example, its economic activities are commingled with the economic activities of another entity and there is no basis for objectively distinguishing their activities. But a portion of an entity could qualify as a reporting entity if the economic activities of that portion can be distinguished objectively from the rest of the entity and financial information about that portion of the entity has the potential to be useful in making decisions about providing resources to that portion of the entity. For example, a potential equity investor could be considering a purchase of a branch or division of an entity. Comments on this exposure draft were to be received by July 11, 2010.

During its November 19, 2010, joint board meeting, the Boards discussed some of the issues raised in comment letters on the ED and concluded that significant time will be required to satisfactorily address those issues. Owing to the priority placed on other projects, the Boards concluded that they could not devote the time necessary to properly address those issues in the near future.

### **Boundaries of Financial Reporting, and Presentation and Disclosure Phase**

An objective of the Presentation and Disclosure, including Financial Reporting Boundaries, phase is to determine the concepts underlying the display and

disclosure of financial information and to identify the boundaries of such information that will achieve the objective of general-purpose financial reporting. This phase is currently inactive. The boards have not yet deliberated or made decisions regarding concepts for financial presentation and disclosure of financial information.

### **Purpose and Status of the Framework Phase**

The objective of the Purpose and Status of the Framework phase is to consider the framework's authoritative status in the GAAP hierarchy. The goal is to develop a framework that is of comparable authority for the use of both boards in the standard-setting process.

At present, there are differences in the status of the Boards' existing frameworks. For an entity preparing financial statements under International Financial Reporting Standards, the IASB's *Framework* provides guidance when there is no standard or interpretation that specifically applies to a transaction or other event or condition, or that deals with a similar and related issue. In those situations, the entity's management is required to consider the definitions, recognition criteria, and measurement concepts for assets, liabilities, income, and expenses in the *Framework*. Under U.S. GAAP, the FASB's Concepts Statements have a much lower status—they are ranked no higher than accounting textbooks, handbooks, and articles and are ranked below widely recognized and prevalent general or industry practices.

The FASB has decided that the authoritative status of the framework within the U.S. GAAP hierarchy should be considered once the framework is more substantially complete. However, for the purposes of providing comments on documents issued by the Boards, respondents will be asked to assume that the framework's authoritative status will be elevated in the U.S. GAAP hierarchy to have a status comparable to the IASB's current *Framework*.

The FASB and the IASB agreed that each board, within the context of its current GAAP hierarchy, will finalize the common framework as parts are completed and that later parts may include consequential amendments to earlier parts. The Boards noted that the decision of how to finalize the joint framework might need to be addressed when the Boards discuss the placement of the framework within the IASB and FASB hierarchies. This phase of the Conceptual Framework Project is currently inactive.

### **Application of the Framework to Not-for-Profit Entities Phase**

The objective of this phase of the Conceptual Framework Project is to consider the applicability of the concepts developed in earlier phases to not-for-profit entities in the private sector. This phase is currently inactive. The boards have not yet deliberated or made decisions regarding the applicability of particular concepts to not-for-profit entities.

### **Remaining Issues, If Any, Phase**

The objective of the Remaining Issues phase is to consider remaining issues that have not been addressed by the previous seven phases. This phase is currently inactive. The boards will not deliberate or make decisions regarding final issues until the first seven phases are complete.

## Standards Update Project

The FASB and IASB are also working on a number of individual standard issues, such as discontinued operation, financial instruments, fair value measurements, comprehensive income, consolidations, leases, revenue recognition, earnings per share, income taxes, and postretirement benefits. The overall objective of the standards update project is to make FASB and IASB standards more comparable.

In April 2011, the FASB and IASB issued a joint statement on the progress archived in the standards update program.<sup>72</sup> The boards reaffirmed the changes made to the work plan in June 2010 to allow broad-based and effective stakeholder outreach, which they believe is critical to the quality of the standards. That plan gave priority to the major MoU projects for which they believed the need for improvement of IFRSs and U.S. GAAP is the most urgent. Those priority projects include the joint projects on financial instruments, revenue recognition, leasing, insurance contracts, the presentation of other comprehensive income, fair value measurement, and the consolidation of investment companies. In addition, the IASB also assigned priority to improved disclosures about derecognized assets and other off-balance sheet risks (aligning with recently issued U.S. GAAP requirements) and consolidations (particularly in relation to structured entities).

The boards also provided a report on the progress of their joint convergence work that stated the FASB and the IASB have taken the following actions:

1. **Completed five projects:** The boards have reached important decisions on a number of projects, reducing the number of remaining priority MoU projects to three (revenue recognition, leasing, and financial instruments) for continued work. Reflecting the completion of MoU projects, publication of standards that are converged or substantially converged on fair value measurement, consolidated financial statements (including disclosure of interests in other entities), joint arrangements, other comprehensive income, and postemployment benefits was expected in the near future.
2. **Priority given to the remaining MoU areas and insurance accounting:** In November 2010 the Boards decided to give priority to their joint work on three MoU projects—financial instruments, revenue recognition and leases—and accounting for insurance contracts in order to permit timely completion.
3. **Extended the completion target beyond June 2011:** At their meeting in April, the Boards extended the timetable for the remaining priority MoU convergence projects and insurance beyond June 2011 to permit further work and consultation with stakeholders. The boards revised their work plan to focus on completing the three remaining priority convergence projects in the second half of 2011, in a manner consistent with an open and inclusive due process. For insurance contracts, the IASB planned to

72. IASB–FASB Progress report on IASB–FASB convergence work, April 21, 2011, [http://www.fasb.org/cs/ContentServer?site=FASB&c=Document\\_C&pagename=FASB%2FDocument\\_C%2FDocumentPage&cid=1176158460551](http://www.fasb.org/cs/ContentServer?site=FASB&c=Document_C&pagename=FASB%2FDocument_C%2FDocumentPage&cid=1176158460551)

complete its project in the second half of 2011, and the FASB plans to issue an exposure draft in a similar timeframe.

- 4. Agreed that the decisions that will be made on effective dates will give entities sufficient time to implement changes:** The boards have emphasized that they will set effective dates that will allow those who use IFRSs and U.S. GAAP adequate time to prepare for implementation of the standards.

The boards also indicated that with the progress made since their last report, they are approaching the completion of their MoU program. Specifically:

- The short-term projects identified for action in their 2006 MoU and updated 2008 MoU have been completed or are close to completion.
- Of the longer-term projects, only three of the priority convergence projects remain for which the Boards have yet to finalize the technical decisions—financial instruments, revenue recognition and leasing.

Finally, the Boards outlined the priority and timing of the remaining convergence work indicating that in 2008 the Boards set the target date of June 30, 2011, to finalize the MoU projects. However, at their meeting in April 2011 the Boards agreed that they will need to spend additional time beyond June 2011 to complete this joint work. The Boards stated that they will use the additional time to consult those affected by the proposed changes and work through concerns and issues being raised by stakeholders. Before each standard is issued, the Boards will consider

- Whether reexposure is necessary
- Whether they have undertaken sufficient outreach on the proposed standard to assure the Boards that the proposed standard is operational and will bring improvements to financial reporting

The optimism expressed in this communiqué was considerably dampened by subsequent statements by FASB and IASB officials.<sup>73</sup> In December 2011 the heads of the U.S. and international accounting boards that have been working to resolve standards differences agreed that their current convergence process should be replaced by one that is more manageable and effective. Speaking at the AICPA National Conference on Current SEC and PCAOB Developments, FASB Chair Leslie Seidman said that side-by-side convergence is not the optimal model in the long run. She said FASB would like to work with the IASB to complete the current priority convergence projects on revenue recognition, leasing, financial instruments, and insurance. But she said indefinite convergence is not a viable option, politically or practically.

Hans Hoogervorst, chair of the International Accounting Standards Board (IASB), spoke immediately after Seidman at the conference and echoed her sentiments. Hoogervorst said the IASB's convergence history with FASB has been extremely useful in bringing IFRS and U.S. GAAP closer together. But he said that two boards of independently thinking professionals sometimes simply reach different conclusions. The objectives and current status of each of the MoU projects are discussed in the appropriate chapters throughout the text.

73. FASB, "IASB Chiefs Agree New Convergence Model Is Needed," *Journal of Accountancy* (December 6, 2011), <http://www.journalofaccountancy.com/Web/20114869.htm>

---

## Cases

---

### • Case 2-1 SFAC No. 8

The FASB has been working on a conceptual framework for financial accounting and reporting and has issued seven *Statements of Financial Accounting Concepts*. These SFACs are intended to set forth objectives and fundamentals that will be the basis for developing financial accounting and reporting standards. The objectives identify the goals and purposes of financial reporting. The fundamentals are the underlying concepts of financial accounting—concepts that guide the selection of transactions, events, and circumstances to be accounted for; their recognition and measurement; and the means of summarizing and communicating them to interested parties.

The purpose of *SFAC No. 8, “Qualitative Characteristics of Accounting Information,”* is to examine the characteristics that make accounting information useful. The characteristics or qualities of information discussed in *SFAC No. 8* are the ingredients that make information useful and the qualities to be sought when accounting choices are made.

*Required:*

- a. Identify and discuss the benefits that can be expected to be derived from the FASB’s conceptual framework study.
- b. What are the two fundamental qualities that make accounting information useful?

### • Case 2-2 The Theoretical Foundation of Accounting Principles

During the past several years, the FASB has attempted to strengthen the theoretical foundation for the development of accounting principles. Two of the most important results of this attempt are the Conceptual Framework Project and the Emerging Issues Task Force. During this same period, the FASB has been criticized for imposing too many standards on the financial reporting process, the standards-overload problem.

*Required:*

- a. Discuss the goals and objectives of
  - i. The Conceptual Framework Project
  - ii. The Emerging Issues Task Force
- b. Discuss the standards overload problem.

### • Case 2-3 Quantification

Sprouse and Moonitz proposed that quantification is an element of the economic environment that is relevant for accounting.

*Required:*

- a. Explain why Sprouse and Moonitz say that quantification is relevant.

- b. Discuss how the Sprouse and Moonitz discussion of quantification is similar to
  - i. The definition of accounting found in *ASOBAT*
  - ii. The decision-usefulness approach used by the FASB in *SFAC No. 8*

### • Case 2-4 Continuity

Continuity is often cited as a basic accounting postulate that affects how a company presents information in published financial statements.

*Required:*

- a. How did Sprouse and Moonitz describe continuity?
- b. Given the presumption of continuity, if you are planning to buy a business, would the historical cost of the company's assets be relevant to your decision to invest? Explain. If your answer is no, what asset values would be relevant to your decision to invest?
- c. If a company is bankrupt and plans to liquidate its assets, can continuity still be presumed? Explain. If your answer is no, how do you think the lack of continuity should affect the measurement of assets reported in a company's balance sheet?

### • Case 2-5 Definition of Assets

Your company owns a building that is fully paid for. Explain how the building meets the definition of an asset under each of the following scenarios.

*Required:*

- a. Your company is using the building as a plant that is producing automobiles.
- b. Your company is not using the building but plans to sell it. Explain how the building meets the definition of an asset.
- c. Your company is not using the building but plans to remodel it so that it can be used as a plant to produce automobiles.

### • Case 2-6 Measurement and Reporting

Gabel Company spent money to train its employees so that they can be productive workers. Such expenditures are often referred to as investments in human capital.

*Required:*

- a. Do you think that Gabel Company's trained employees meet the definition of an asset? Explain. In your answer, discuss the characteristics of an asset and whether you think they meet each of those characteristics.
- b. Most accountants would say that human capital is valuable but that it is difficult, or even impossible, to measure the value of human capital. Given that you cannot determine an amount to place a value on the Gabel Company's employees, but you think that they are assets, what would *SFAC No. 5* tell you to do? Should you report them as an asset in the company's balance sheet? Explain.



- c. If a value can be estimated for Gabel Company's trained employees,
  - i. Would that value be more relevant or more reliable to a prospective investor? Explain.
  - ii. Would the company's assets reported in its balance sheet be more representationally faithful if they include the human capital than they would be without reporting an amount for the employees? Explain.

- **Case 2-7 SFAC No. 7**

Company A and Company B each have a \$10,000 bond outstanding.

*Required:*

- a. If both companies' bonds are due in ten years, what factor(s) might make the bond market value the Company A bond at an amount greater than the Company B bond? If so, would Company A have a higher credit rating than Company B? If so, would the market rate of the Company A bond be higher than the market rate of the Company B bond? Explain your answers to this question, referring to the guidance found in *SFAC No. 7*.
- b. If both companies have the same credit rating, what factor(s) might make the bond market value the Company A bond at an amount greater than the Company B bond? Explain.

## **FASB ASC Research**

---

For each of the following research cases, search the FASB ASC database for information to address each questions. Cut and paste the FASB requirements that support your responses. Then summarize briefly what your responses are, citing the pronouncements and paragraphs used to support your responses.

- **FASB ASC 2-1 Use of Present Value**

*SFAC No. 7* provides a framework for using future cash flows as the basis for an accounting measurement. Find, cite, and copy the FASB ASC guidance on using present value measurements.

- **FASB ASC 2-2 Conceptual Framework**

The conceptual framework is not a part of the FASB's ASC; however, it is mentioned under one topic. Find the conceptual framework citation, cite it, and copy the citation.

- **FASB ASC 2-3 Decision-Maker Concept**

The decision-maker concept is a component of several FASB ASC topics. Find, cite, and copy the relevant sections of those topics.

- **FASB ASC 2-4 Understandability Concept**

The "understandability" concept is a component of several FASB ASC topics. Find, cite, and copy the relevant sections of those topics.

- **FASB ASC 2-5 Relevance Concept**

The “relevance” concept is a component of several FASB ASC topics. Find, cite, and copy three examples of those topics.

- **FASB ASC 2-6 Recognition and Measurement Guidance**

The FASB ASC provides recognition and measurement guidance for several of its topics. Find three topics that provide such guidance, and then cite and copy those topics.

- **FASB ASC 2-7 Comprehensive Income**

Find the definition and objective of reporting comprehensive income. Cite and copy the sources of the definition and objectives of comprehensive income.

- **FASB ASC 2-8 Using Present Value**

Using present-value measurements is discussed under many FASB ASC topics. Find three FASB ASC topics that provide such guidance, then cite and copy those standards.

## **Room for Debate**

---

- **Debate 2-1 A Question of Materiality**

Roper Corporation purchased 100 storage boxes for the office. The boxes cost \$15 each and should last at least ten years. Each team’s arguments should be grounded on the Conceptual Framework, emphasizing the Objectives of Financial Reporting and the qualitative characteristics of accounting information.

*Team Debate:*

Team 1: Argue for the capitalization of the boxes.

Team 2: Argue against the capitalization of the boxes.

- **Debate 2-2 The Need for a Universally Accepted Theory of Accounting**

*Team Debate:*

Team 1: Argue that a universally accepted theory of accounting is needed.

Team 2: Argue that a universally accepted theory of accounting is *not* needed.

## CHAPTER 3

---

# International Accounting

---

Financial accounting is influenced by the environment in which it operates. Nations have different histories, values, cultures, and political and economic systems, and they are also in various stages of economic development. These national influences interact with one another and, in turn, influence the development and application of financial accounting practices and reporting procedures. Multinational corporations operating in many countries might earn more than half of their revenues outside of the United States. Because of national differences, the financial accounting standards applied to the accounting data reported by these multinational companies often vary significantly from country to country. This has necessitated the demand for global financial reporting to improve multinational commerce.

Companies prepare financial reports that are directed toward their primary users. In the past, most users were residents of the same country as the corporation issuing the financial statements. However, the emergence of multinational corporations and organizations such as the European Union (EU), the General Agreement on Tariffs and Trade (GATT), and the North American Free Trade Agreement (NAFTA) has made transnational financial reporting more commonplace. Transnational financial reporting requires users to understand the accounting practices employed by the company, the language of the country in which the company resides, and the currency used by the corporation to prepare its financial statements. If investors and creditors cannot obtain understandable financial information about companies that operate in foreign countries, they are not likely to invest in or lend money to these companies. As a result, there is a move to harmonize accounting standards among countries.

The move toward the harmonization of international accounting standards rapidly accelerated during the first decade of the twenty-first century. In 2002, the FASB and the International Accounting Standards Board (IASB) announced their joint commitment to the development of accounting standards that could be used for both domestic and cross-border financial reporting. The two bodies also promised to strive to make their existing financial reporting standards compatible as soon as practicable and to coordinate their future work programs to maintain compatibility. In 2004, as discussed in Chapter 2, the FASB and IASB announced two other joint projects: The first is a project to develop an improved and common conceptual framework, and the second project was undertaken to establish a common, high-quality standard for the presentation of information in financial statements. In 2005, the chief accountant of the SEC described a roadmap for arriving at a common set of high-quality global standards and announced that the SEC was examining the possibility of the removal of the need for the reconciliation requirement for non-U.S. companies that use International Financial Reporting Standards (IFRSs) issued by the IASB and are registered to issue securities in the United States. Also in 2005, the European Union (EU) countries adopted IFRSs. In 2007, the SEC voted to accept financial statements from foreign private issuers prepared in accordance with IFRSs without reconciliation to generally accepted accounting principles, and the SEC is exploring the possibility of allowing U.S. companies to adopt IFRSs. Finally, the FASB and IASB are also working on a number of individual standard issues to make FASB and IASB standards more comparable. The two boards originally expected to have most of these projects completed by the end of 2011; however, several of them were still ongoing at the time this text was published.

One of the major problems currently facing U.S. corporations is their ability to compete in a global economy with transnational financial reporting. The following sections discuss the preceding issues in more depth and present several issues that must be addressed by multinational corporations.

## **International Business Accounting Issues**

---

A company's first exposure to international accounting often occurs because of a purchase or sale of an item of merchandise with a foreign entity. Dealing with foreign companies presents some unique problems. First, there is the possibility of foreign exchange gains and losses (discussed in more detail in Chapter 16) between the time an order is given or received and the time of payment. That is, changes in the relative values of currencies give rise to exchange gains and losses. Also, it is difficult to obtain international credit information, and evaluating the company's liquidity and solvency from its financial statements may be complicated by the use of a different language and/or different accounting principles.

As a company's foreign trade increases, it may be necessary to create an international division. It may also become necessary to develop international accounting expertise. Finally, the company might wish to raise capital in foreign markets. If so, the company may be required to prepare its financial statements in a manner that is acceptable to the appropriate foreign stock exchange.

## **The Development of Accounting Systems**

---

The culture of a country influences not only its business practices but also its accounting procedures. Hofstede provided a widely accepted definition of *culture* as "the collective programming of the mind that distinguishes one category of people

from another.”<sup>1</sup> He later categorized eight separate cultures: Occidental, Muslim, Japanese, Hindu, Confucian, Slavic, African, and Latin American. However, classifying accounting practices by culture alone is too simplistic because many nations contain more than one cultural group, and many countries use accounting systems that were developed during previous colonial relationships.

The level of development of a country’s accounting system is also affected by environmental forces such as overall level of education, type of political system, type of legal system, and extent of economic development. For example, the development of accounting standards in the United States was affected by the industrial revolution and the need to obtain private sources of capital. Consequently, financial accounting information was needed to provide investors and creditors with information on profitability and stewardship. On the other hand, accounting standards in Russia have been in transition since the early 1990s. Originally, the Russian economy was centrally planned and as a result required uniform accounting standards. Later, as a country with an emerging market economy, Russia found those accounting standards no longer useful, and new standards were necessary. The impact of various environmental factors on the development of accounting standards is discussed in the following paragraphs.

## **Level of Education**

There tends to be a direct correlation between the level of education obtained by a country’s citizens and the development of the financial accounting reporting practices in that country. The characteristics constituting these environmental factors include the degree of literacy in a country; the percentage of the population that has completed grade school, high school, and college; the orientation of the educational system (vocational, professional, etc.); and the appropriateness of the educational system to the country’s economic and social needs. Countries with better-educated populations are associated with more advanced financial accounting systems.

## **Political System**

The type of political system (socialist, democratic, totalitarian, etc.) can influence the development of accounting standards and procedures. The accounting system in a country with a centrally controlled economy is different from the accounting system in a market-oriented economy. For example, companies in a socialist country may be required to provide information on social impact and cost–benefit analysis in addition to information on profitability and financial position.

## **Legal System**

The extent to which a country’s laws determine accounting practice influences the strengths of that country’s accounting profession. When governments prescribe accounting practices and procedures, the authority of the accounting profession is usually weak. Conversely, the nonlegalistic establishment of accounting policies by professional organizations is a characteristic of common-law countries.

## **Economic Development**

The level of a country’s economic development influences both the development and application of its financial reporting practices. Countries with low levels of

1. G. Hofstede, “The Cultural Relativity of Organizational Practices and Theories,” *Journal of International Business Studies* (Fall 1983): 25–89.

economic development will have relatively less need for a sophisticated accounting system than countries with high levels of economic development.

Box 3.1 lists some potential social, cultural, political, and legal influences on the development of national financial reporting standards and practices.

### **BOX 3.1 Influences on the Development of Financial Reporting**

---

#### Type of economy

- Agricultural
- Resource-based
- Tourist-based
- Manufacturing

#### Legal system

- Codified
- Common law

#### Political system

- Democratic
- Totalitarian

#### Nature of business ownership

- Private enterprise
- Socialist
- Communist

#### Size and complexity of business firms

- Conglomerates
- Sole traders

#### Social climate

- Consumerism
- Laissez-faire

#### Stability of currency

#### Sophistication of management

#### Sophistication of financial community

#### Existence of accounting legislation

#### Growth pattern of the economy

- Growing
- Stable
- Declining

#### Education system

## **Preparation of Financial Statements for Foreign Users**

---

A company issuing financial reports to users in foreign countries may take one of several approaches in the preparation of its financial statements:

1. Send the same set of financial statements to all users (domestic or foreign).
2. Translate the financial statements sent to foreign users into the language of the foreign nation's users.
3. Translate the financial statements sent to foreign users into the foreign nation's language and currency.
4. Prepare two sets of financial statements, one using the home country's language, currency, and accounting principles, the second using the language, currency, and accounting principles of the foreign country's users.
5. Prepare one set of financial statements based on worldwide accepted accounting principles.

## **The International Accounting Standards Committee**

---

The preparation of financial statements for foreign users under option five above is being increasingly advocated for transnational financial reporting. The International Accounting Standards Committee (IASC) was formed in 1973 to develop worldwide accounting standards. It was an independent private-sector body whose objective was to achieve uniformity in accounting principles that are used for worldwide financial reporting. The original members of the IASC were the accounting bodies of nine countries: Australia, Canada, France, Japan, Mexico, the Netherlands, the United Kingdom, the United States, and West Germany. Since 1983, the IASC's members have included all of the professional accounting bodies that are members of the International Federation of Accountants. Most of these organizations are professional associations of licensed public accountants; consequently, the membership of the IASC comprised a narrower range of organizations than the FASB did. In 2001 the IASC was replaced by the IASB (discussed later in the chapter). The IASB immediately voted to retain all of the IASC's pronouncements and positions unless they were replaced by new pronouncements. Consequently, all IASC pronouncements immediately became IASB pronouncements and are referred to as such in the remainder of this and succeeding chapters.

The IASB's *Agreement and Constitution* gives it the authority to promulgate standards for the presentation of financial statements that are audited by its member organizations. The constitution of the IASB also establishes its role in promoting worldwide acceptance of IASB standards. This requirement had arisen because many countries did not have a program of developing accounting standards and because of the need to harmonize differences among national standards.<sup>2</sup> Many observers consider harmonization desirable because

2. J. A. Hepworth, "International Accounting Standards," *Chartered Accountant in Australia* 48, no. 2 (August 1977): 17–19.

of the perceived need to increase the reliability of foreign financial statements. Decision making would be improved because it would no longer be necessary to interpret foreign financial statements and because comparability would be improved.

Although many differences in worldwide financial reporting practices can be explained by environmental differences between countries, some cannot. The IASB is attempting to harmonize the differences that cannot be explained by environmental differences. The aim of the IASB is to formulate and publish accounting standards that are to be observed in the presentation of financial statements and to promote their worldwide acceptance and observance. The members of the

### **Box 3.2 IASB's Standard-Setting Process**

#### **Stage 1: Setting the Agenda**

The IASB evaluates the merits of adding a potential item to its agenda mainly by reference to the needs of investors.

#### **Stage 2: Project Planning**

The board decides whether to conduct the project alone or jointly with another standard setter, and a project team is selected.

#### **Stage 3: Development and Publication of a Discussion Paper**

A discussion paper includes a comprehensive overview of the issue, possible approaches in addressing the issue, the preliminary views of its authors or the IASB, and an invitation to comment.

#### **Stage 4: Development and Publication of an Exposure Draft**

An exposure draft is the IASB's main vehicle for consulting the public. Unlike a discussion paper, an exposure draft sets out a specific proposal in the form of a proposed standard (or amendment to an existing standard).

#### **Stage 5: Development and Publication of an International Financial Reporting Standard**

After resolving issues arising from the exposure draft, the IASB considers whether it should expose its revised proposals for public comment, for example, by publishing a second exposure draft.

#### **Stage 6: Procedures after an IFRS Is Issued**

After an IFRS is issued, the staff and the IASB members hold regular meetings with interested parties, including other standard-setting bodies, to help understand unanticipated issues related to the practical implementation and potential impact of its proposals. The IFRS<sup>3</sup> Foundation also fosters educational activities to ensure consistency in the application of IFRSs.

3. On July 1, 2010, the IASC foundation's name was changed to the International Financial Reporting Standards Foundation



IASB agree to support the standards and to use their best endeavors to ensure that published financial statements comply with the standards, to ensure that auditors enforce the standards, and to persuade governments, stock exchanges, and other bodies to back the standards.

The IASB's original intention was to avoid complex details and concentrate on basic standards. As a result, the IASB's standards are more principles based than the FASB's standards.

In contrast to standards issued by the FASB, International Accounting Standards (IASs) sometimes permitted two accounting treatments for accounting transactions and events. In such cases, the preferable treatment was termed the *benchmark treatment*, whereas the other was termed the *alternative treatment*. Originally, the IASB did not explain the distinction between these two types of treatments; however, in the December 1995 issue of *IASB Insight*, it provided the following explanation:

The Board has concluded that it should use the term "benchmark" . . . in those few cases where it continues to allow a choice of accounting treatment for like transactions and events. The term "benchmark" more closely reflects the Board's intention of identifying a point of reference when making its choice between alternatives.

In 2003, the IASB removed some of the existing alternative accounting treatments. Where an IAS retains alternative treatments, the IASB removed references to "benchmark treatment" and "allowed alternative treatment," instead using descriptive references, such as "cost model" and "revaluation model." The Improvements Project standards (discussed later in the chapter) became effective for annual periods beginning on or after January 1, 2005.

Prior to 2012, the IASB's standard-setting process was similar to the FASB's and included the following steps shown in Box 3.2.

In 2012, the IASB announced a new standards-setting procedure in response to comments it received from its request for public consultation on its future work program.<sup>4</sup> During the years 2013 to 2015, the IASB will initiate a research and development program that is expected to result in discussion papers being developed as the first step in assessing whether a potential problem has been identified that merits the IASB developing a standards-level solution.

For each issue, the IASB staff will first provide information to help the Board understand the problem. The IASB staff will also provide an assessment of potential solutions, making a preliminary assessment of the relative costs and benefits of each approach. Projects will only become standards-level projects when the IASB is confident that the problem is defined properly and that the staff has identified solutions that are of high quality and are implementable. The IASB believes that if this process works effectively, once a project is formally added to the IASB's standards level work plan the time taken to develop an Exposure Draft, and thereafter a Standard would be considerably shorter than it is currently.

4. IASB, "IASB launches a public consultation on its future work programme." News Release July 26, 2011. <http://www.ifrs.org/news/press-releases/Pages/agenda-consultation-july-2011.aspx>.

## Restructuring the IASC

In 1998, the IASC embarked on a new effort aimed at addressing standard-setting issues. To this end, the IASC formed the Strategy Working Party to consider what the IASC's strategy and structure should be to meet its new challenges. In December 1998 this group issued a discussion paper, titled "Shaping the IASB for the Future," which set out its proposals for changing the IASC's structure. During early 1999, comments on the proposal were received and a final report was issued. In March 2000, the IASB Board unanimously approved a new constitution for restructuring the IASC. The following is a summary of the key points addressed in this document.

Several factors contributed to the need for new approaches to international standard setting. These factors include the following:

1. A rapid growth in international capital markets, combined with an increase in cross-border listings and cross-border investment. These issues have led to efforts by securities regulators to develop a common "passport" for cross-border securities listings and to achieve greater comparability in financial reporting.
2. The efforts of global organizations (such as the World Trade Organization) and regional bodies (such as the European Union, NAFTA, MERCOSUR [the southern common market countries of Argentina, Brazil, Paraguay, and Uruguay], and Asia-Pacific Economic Cooperation) to dismantle barriers to international trade.
3. A trend toward the internationalization of business regulation.
4. The increasing influence of international accounting standards on national accounting requirements and practice.
5. The acceleration of innovation in business transactions.
6. Users' increasing demands for new types of financial and other performance information.
7. New developments in the electronic distribution of financial and other performance information.
8. A growing need for relevant and reliable financial and other performance information both in countries in transition from planned economies to market economies and in developing newly industrialized economies.

As a result, a demand arose for high-quality global accounting standards that provide transparency and comparability. In its early years, the IASC acted mainly as a harmonizer—a body that selected an accounting treatment that already existed at the national level in some countries and then sought worldwide acceptance of that treatment, perhaps with some modifications. Later, the IASC and its successor the IASB began to combine that role with the role of a catalyst—a coordinator of national initiatives and an initiator of new work at the national level. In the future, the IASB's role as catalyst and initiator should become more prominent. It is important for the IASB to focus objectives more precisely

1. To develop international accounting standards that require high-quality, transparent, and comparable information that will help participants in capital markets and others make economic decisions

2. To promote the use of international accounting standards by working with national standard setters

The IASB, in partnership with national standard setters, is making every effort to accelerate convergence between national accounting standards and international accounting standards. The goal of this convergence is for enterprises in all countries to report high-quality, transparent, and comparable information that will help participants in capital markets and others make economic decisions. To this end, the IASB should continue to use an agreed-upon conceptual framework (the Framework for the Preparation and Presentation of Financial Statements, discussed in the following section). The IASB's short-term aim should be to effect the convergence of national accounting standards and international accounting standards around high-quality solutions. However, its aim in the longer term should be global uniformity—a single set of high-quality accounting standards for all listed and other economically significant business enterprises around the world.

The changes in the IASC's environment meant that structural changes were needed, so that the IASC could anticipate the new challenges facing it and meet those challenges effectively. The following were identified as issues that needed to be addressed:

1. *Partnership with national standard setters.* The IASC should enter into a partnership with national standard setters so that IASC can work together with them to accelerate convergence between national standards and international accounting standards around solutions requiring high-quality, transparent, and comparable information that will help participants in capital markets and others to make economic decisions.
2. *Wider participation in the IASC Board.* A wider group of countries and organizations should take part in the IASC Board without diluting the quality of the Board's work.
3. *Appointment.* The process for appointments to the IASC Board and key IASC committees should be the responsibility of a variety of constituencies, while ensuring that those appointed are competent, independent, and objective.

On April 1, 2001, the IASC transferred the responsibility for international standards setting to the IASB. The IASB is governed by the IASC Foundation as described in the following paragraphs.

## The IFRS Foundation

The IFRS Foundation consists of twenty-two trustees. The constitution requires an appropriate balance of professional backgrounds, including auditors, preparers, users, academics, and other officials serving the public interest. Two are normally senior partners of prominent international accounting firms. The constitution of the IFRS Foundation provides for the following geographic balance in the selection of the trustees:

- Six from North America
- Six from Europe

- Six from the Asia-Oceania region
- Four from any area, subject to overall geographical balance

The trustees' duties include the following:

1. Appointing the members of the Board, including those who will serve in liaison capacities with national standard setters, and establishing their contracts of service and performance criteria
2. Appointing the members of the Standing Interpretations Committee and the Standards Advisory Council
3. Reviewing annually the strategy of the IASB and its effectiveness
4. Approving annually the budget of the IASB and determining the basis for funding
5. Reviewing broad strategic issues affecting accounting standards, promoting IASB and its work, and promoting the objective of rigorous application of IASs, provided that the trustees shall be excluded from involvement in technical matters relating to accounting standards
6. Establishing and amending operating procedures for the Board, the Standing Interpretations Committee, and the Standards Advisory Council (SAC)
7. Approving amendments to this constitution after following a due process, including consultation with the SAC and publication of an exposure draft for public comment.

## **The IFRS Foundation Constitution**

---

The IFRS Foundation Constitution was originally approved by the Board of the International Accounting Standards Committee (IASC) in March 2000 and by the members of IASC at a meeting on May 24, 2000. Previously, at its meeting in December 1999, the IASC Board had appointed a Nominating Committee to select the first trustees. Those trustees were nominated and took office in May 2000. The trustees formed the International Accounting Standards Committee Foundation in February 2001. The Constitution was revised in March 2002 to reflect the trustees' decision to create the International Financial Reporting Interpretations Committee (IFRIC). The Constitution requires the trustees to review the Constitution every five years. The trustees initiated the first review in November 2003 and completed the review in June 2005. The changes were adopted and approved by the trustees in June 2005 and became effective on July 1, 2005. Further amendments were adopted and approved by the trustees in October 2007.

The trustees formally initiated their second five-yearly review of the organization's constitutional arrangements in February 2008. The first part of that review, which focused on public accountability and the composition and size of the IASB, led to changes that were approved by the trustees in January 2009 and became effective February 1, 2009. The second part of the Constitution Review was completed in February 2010. Finally, in 2012, the IFRS changed its constitution to reflect the separation of the roles of the foundation's CEO and the chair of the IASB. Formerly, the chair of the IASB also served as the CEO of the IFRS Foundation. The CEO now has the new title of executive director of the foundation.

The objectives of the IFRS Foundation are as follow:

1. To develop, in the public interest, a single set of high-quality, understandable, enforceable, and globally accepted financial reporting standards based upon clearly articulated principles. These standards should require high-quality, transparent, and comparable information in financial statements and other financial reporting to help investors, other participants in the world's capital markets, and other users of financial information make economic decisions.
2. To promote the use and rigorous application of those standards.
3. In fulfilling the objectives associated with the first two objectives, to take account of, as appropriate, the needs of a range of sizes and types of entities in diverse economic settings.
4. To promote and facilitate adoption of IFRSs, being the standards and interpretations issued by the IASB, through the convergence of national accounting standards and IFRSs.

The IFRS Constitution goes on to spell out

- How the organization is governed
- The duties of the trustees, and their selection process
- The responsibilities of the Monitoring Board
- The composition, qualifications, and duties of the IASB
- The composition, qualifications, and duties of the IFRS Interpretations Committee
- The composition, qualifications and duties of the IFRS Advisory Council
- The Monitoring Board

The Monitoring Board provides a formal link between the trustees and public authorities. A Memorandum of Understanding describes the interaction of the Monitoring Board with the trustees. The responsibilities of the Monitoring Board are as follow:

- To participate in the process for appointing trustees and to approve the appointment of trustees.
- To review and provide advice to the trustees on their fulfillment of their responsibilities. The trustees shall make an annual written report to the Monitoring Board.
- To meet the trustees or a subgroup of the trustees at least once annually, and more often as appropriate. The Monitoring Board has the authority to request meetings with the trustees or separately with the Chair of the Trustees (with the chair of the IASB as appropriate) about any area of work of either the trustees or the IASB. These meetings may include discussion of issues that the Monitoring Board has referred to the IFRS Foundation or the IASB, and of any proposed resolution of those issues by the IFRS Foundation or IASB.

Additionally, the Monitoring Board has developed a charter that sets out its organizational, operating, and decision-making procedures.

The Monitoring Board is composed of

- The responsible member of the European Commission
- The chair of the International Organization of Securities Commissions (IOSCO) Emerging Markets Committee

- The chair of the IOSCO Technical Committee (or vice-chair or designated securities commission chair in cases where either the chair of an EU securities regulator, commissioner of the Japan Financial Services Agency, or chair of the U.S. Securities and Exchange Commission is the chair of the IOSCO Technical Committee)
- The commissioner of the Japan Financial Services Agency
- The chair of the U.S. Securities and Exchange Commission
- As an observer, the chair of the Basel Committee on Banking Supervision.

## The International Accounting Standards Board

The IASB currently consists of sixteen members appointed by the trustees. The key qualification for membership is technical expertise. The trustees also must ensure that the Board is not dominated by any particular constituency or regional interest; consequently, the following guidelines have been established:

1. A minimum of five will have a background as practicing auditors.
2. A minimum of three will have a background in the preparation of financial statements.
3. A minimum of three will have a background as users of financial statements.
4. At least one member will have an academic background.
5. Seven of the full-time members will be expected to have formal liaison responsibilities with national standards setters in order to promote the convergence of national accounting standards with IASB standards.

The Board's principal responsibilities are to develop and issue IFRS and exposure drafts and approve interpretations developed by IFRIC. Standards are adopted after consultation with the SAC and national standard setters. Before issuing a final standard, the Board must publish an exposure draft for public comment. Normally it will also publish a draft statement of principles or other discussion document for public comment on major projects. It also considers whether to hold a public hearing or conduct field tests.

The IASB has full discretion over its technical agenda. It may outsource detailed research or other work to national standard setters or other organizations. The Board is responsible for establishing the operating procedures for reviewing comments on exposure drafts and other documents. The Board will normally form steering committees or other types of specialist advisory groups to give advice on major projects. The Board is required to consult the SAC on major projects, agenda decisions, and work priorities. The Board will normally issue bases for conclusions with international accounting standards and exposure drafts. Although there is no requirement to hold public hearings or to conduct field tests for every project, the Board must, in each case, consider the need to do so.

## The IASB Advisory Council

The IASB Advisory Council has approximately forty members and provides a forum for organizations and individuals with an interest in international financial reporting to participate in the standard-setting process. Members are appointed

for a renewable term of three years and have diverse geographic and functional backgrounds.

The Council normally meets three times each year at meetings open to the public to advise the IASB on priorities in the Board's work, inform the Board of the implications of proposed standards for users and preparers of financial statements, and give other advice to the Board or to the trustees.

## **International Financial Reporting Interpretations Committee**

The IASC originally did not issue interpretations of its standards. However, after noting criticism, in 1997 it began issuing interpretations of its standards. Later the IASB established the IFRIC. The role of the IFRIC has evolved and was clarified by the publication of the IFRIC handbook in 2007.

The IFRIC is composed of fourteen members, appointed by the trustees of the IASB for renewable terms of three years. The trustees attempt to select members of the Interpretations Committee so that it comprises a group of people representing, within that group, the best available combination of technical expertise and diversity of international business and market experience in the practical application of IFRSs and analysis of financial statements prepared in accordance with IFRSs. The trustees appoint a member of the IASB, the director of technical activities or another senior member of the IASB staff, or another appropriately qualified person, to chair the committee. The chair has the right to speak about the technical issues being considered, but not to vote. The trustees also may appoint as nonvoting observers representatives of regulatory organizations, who have the right to attend and speak at meetings.

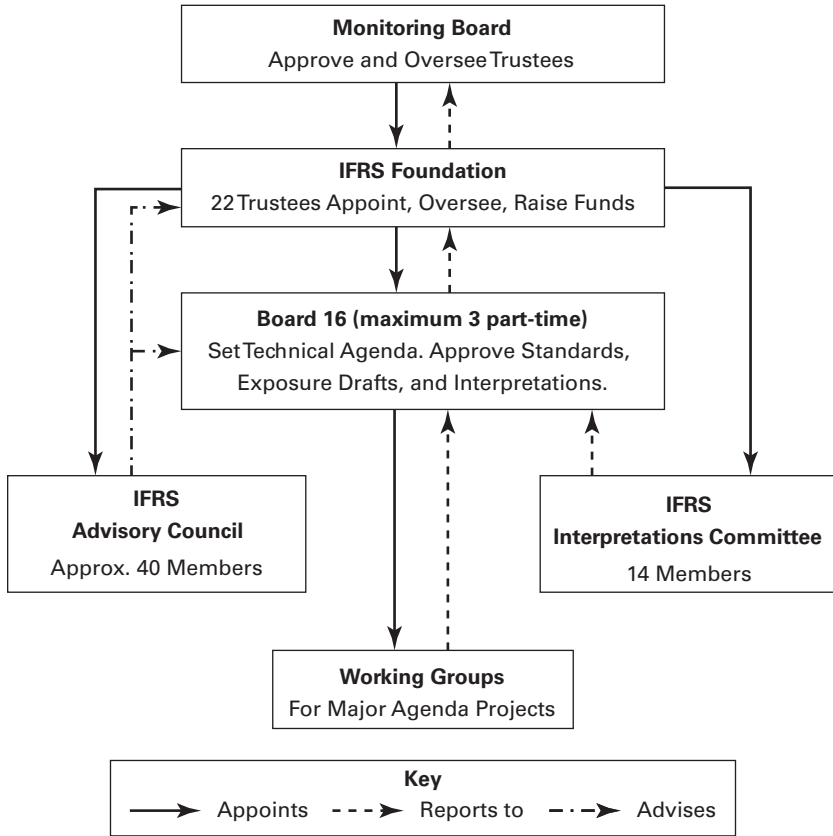
The committee meets as required, and ten voting members present in person or by telecommunications constitute a quorum. One or two IASB members are designated by the IASB to attend meetings as nonvoting observers; other members of the IASB may also attend and speak at the meetings. On exceptional occasions, members of the committee may be allowed to send nonvoting alternates, at the discretion of the chair of the committee. Members wishing to nominate an alternate member for a meeting seek the consent of the chair beforehand.

Meetings of the committee are open to the public, but certain discussions (normally only about selection, appointment, and other personnel issues) may be held in private at the committee's discretion. Members must vote in accordance with their own views, not as representatives voting according to the views of a firm, organization, or constituency with which they may be associated.

Approval of a draft or final Interpretations requires that not more than four voting members vote against the draft or final Interpretation. The committee (1) interprets the application of IASs and IFRSs and provides timely guidance on financial reporting issues not specifically addressed in IASs and IFRSs, in the context of the IASB Framework, and undertakes other tasks at the request of the IASB; (2) in carrying out its work under (1) above, it must have regard to the IASB's objective of working actively with national standard setters to bring about convergence of national accounting standards and IASs and IFRSs to high-quality solutions; (3) publishes, after clearance by the IASB, the draft Interpretations for public comment and consider comments made within a reasonable period before finalizing an Interpretation; and (4) reports to the IASB and obtains its approval for final Interpretations.

The structure of the IASB is outlined in Figure 3.1.

**FIGURE 3.1** Structure of the IASB



Source: Adapted from “Overview of the structure of the IFRS Foundation and IASB,” Deloitte. IAS Plus <http://www.iasplus.com/en/resources/resource34>

## The Uses of International Accounting Standards

International accounting standards are used in a variety of ways. The IASB noted that its standards are used<sup>5</sup>

1. As national requirements
2. As the basis for some or all national requirements
3. As an international benchmark for countries that develop their own requirements

5. *International Accounting Standards 1996* (London: International Accounting Standards Committee, 1996), 12.



4. By regulatory authorities for domestic and foreign companies
5. By companies themselves

In addition, the IOSCO looks to the IASB to provide IASs that can be used in multinational securities offerings. Currently, several stock exchanges in different countries require or allow issuers to prepare financial statements in accordance with International Accounting Standards.

The IASB has no enforcement authority and must rely on the best endeavors of its members. However, the influence of professional accounting bodies in the formation of accounting rules varies from country to country. In some countries, such as France and Germany, the strength and detail of company law leave little room for influence by accounting bodies. On the other hand, in the United Kingdom, Canada, and Australia, accounting standards are set by professional bodies. In the United States, the two bodies directly concerned with standard setting, the FASB and the SEC, are not members of the IASB.

The IASB's charter and actions do not accommodate national differences. That is, each nation has its own group of financial information users (owners, lenders, borrowers, employees, government, etc.), all of which operate within the cultural, social, legal, political, and economic environment. The users may also have different relative importance from nation to nation, creating variations in the role of financial accounting from nation to nation.

The IASC issued forty-one standards, and at the time this book was published, the IASB had issued thirteen IFRSs covering issues such as disclosure of accounting policies; cash-flow statements, depreciation; information to be disclosed; the statement of changes in financial position, unusual items, prior period items, and changes in accounting policies; research and development; income taxes; foreign exchange; business combinations; related party disclosures; consolidated financial statements; joint arrangements; disclosure of interests in other entities; and fair value measurement. Each of these standards is discussed in this text in chapters covering the appropriate topic.

## **The IASC and the IOSCO**

---

In the late 1980s, the IASC entered into partnership with the IOSCO to work together to encourage stock exchanges throughout the world to accept financial statements prepared under IASB standards. To achieve this objective, the IASC was required to complete a comprehensive work program that generated new or revised IASs acceptable to the IOSCO. The IOSCO indicated that the successful completion of the IASC's work program would result in the promulgation of a comprehensive core set of standards for cross-border listings. It would also allow the IOSCO to consider endorsing international accounting standards for listing purposes in all global capital markets. The IOSCO had already endorsed the IASC's pronouncement on cash-flow statements and indicated that other IASC standards required no improvement, provided that the other core standards were successfully completed. Among the issues addressed in the work program were financial instruments, income taxes, intangibles, segmental reporting, earnings per share, employee benefit costs, interim reporting, discontinued operations, contingencies, and leases. Originally, a target date of December 1999 was set for completing this program; however, in 1996, the IASC Board advanced this date to March 1999.

At the completion of the project, the IOSCO reviewed the revised standards to determine whether to endorse them and recommend to its members that they be adopted for cross-border capital-raising purposes. The IOSCO identified a number of potential improvements in the standards; as a result, the IASB initiated an Improvements Project to reduce or eliminate alternatives, redundancies, and conflicts within existing standards and to make other improvements to them. The early completion of this project was seen as crucial in that the EU countries were scheduled to adopt international standards beginning in 2005.

On December 17, 2003, the IASB published thirteen revised IASs, reissued two others, and gave notice of the withdrawal of its standard on price-level accounting. The revised and reissued standards marked the near completion of the IASB's Improvements Project. The project addressed concerns, questions, and criticisms raised by securities regulators and other interested parties about the existing set of IASs.

The Improvements Project is a central element of the IASB's strategy to raise the quality and consistency of financial reporting generally and of the body of existing IASs in particular. In the interests of better reporting through convergence, the project has drawn on best practices from around the world. It removed a number of options contained in IASs, whose existence had caused uncertainty and reduced comparability. The project benefited from input received from a broad range of market participants, including regulators through the IOSCO, national standard setters, the IASB's Standards Advisory Council, and other commentators. The IASB has also issued thirteen IFRSs. These new standards and the amendments to the various IASs are discussed in the text chapters dealing with these issues. In 2005, the Technical Committee of IOSCO reaffirmed its support for the development and use of IFRS as a set of high-quality international standards in cross-border offerings and listings. It recommended that its members allow multinational issuers to use IFRS in cross-border offerings and listings, as supplemented by reconciliation, disclosure, and interpretation where necessary to address outstanding substantive issues at a national or regional level.

## **The IASB Annual Improvements Project**

---

In July 2006, the IASB announced that it was beginning an annual improvements project. The Board stated: "Changes to standards, however small, are time-consuming for the Board and burdensome for others. The IASB has adopted an annual process to deal with non-urgent but necessary amendments to IFRSs."<sup>6</sup> Issues dealt with in this process arise from matters raised by the IFRIC and suggestions from staff or practitioners, and focus on areas of inconsistency in IFRSs or where clarification of wording is required. As a result, the Board evaluates whether an amendment is appropriate to address the identified issue in this project the same way as it evaluates all other technical agenda decisions that require judgment. The adopted improvements are published in a single omnibus exposure draft in the third or fourth quarter of each year.

6. International Accounting Standards Board, "Project History," <http://www.iasb.org/Current+Projects/IASB+Projects/Annual+Improvements/Project+history.htm>.

## The Use of IASC Standards

---

The globalization of business and finance has led more than 12,000 companies in approximately 120 countries to adopt IFRS. In 2005 the European Union began requiring companies incorporated in its member states, whose securities are listed on an EU-regulated stock exchange, to prepare their consolidated financial statements in accordance with IFRS.<sup>7</sup> Australia and New Zealand have essentially adopted IFRS as their national standards. Since January 1, 2008, Israeli-listed corporations have been obligated to prepare their financial statements in accordance with IFRS. Canada, which previously planned convergence with U.S. GAAP, now requires IFRS for publicly accountable entities. Japan permits the use of IFRS for a number of international companies, but it is delaying the road map toward adoption of IFRS for publicly traded companies as a result of concerns over additional cost for already struggling Japanese companies. China has substantially converged national standards. As a result, all major economies except the United States will soon be using IFRSs.

To assist companies making the change to IFRS, and to enable users of company reports to understand the effect of applying a new set of accounting standards, the IASB issued *IFRS No. 1, “First-time Adoption of International Financial Reporting Standards”* (discussed later in the chapter), which explains how an entity should make the transition to IFRSs from another basis of accounting.

## The IASB–FASB Convergence Project

---

The IASB and the FASB are currently engaged in several efforts to attain a uniform set of international accounting standards. Among these efforts are the FASB’s Short-term International Convergence Project, the Norwalk Agreement, and the Roadmap to Convergence.

### The FASB’s Short-term International Convergence Project

The goal of the FASB’s Short-term International Convergence Project is to remove a variety of individual differences between U.S. GAAP and IFRSs that are not within the scope of other major projects. The project’s scope is limited to differences in which convergence around a high-quality solution would appear to be achievable in the short term, usually by selecting between existing IFRS and U.S. GAAP.

The FASB intends to analyze each of the differences within the scope and either amend applicable U.S. GAAP literature to reduce or eliminate the difference or communicate to the IASB the Board’s rationale for electing not to change U.S. GAAP. Concurrently, the IASB will review IFRS and make similar determinations of whether to amend applicable IFRS or communicate its rationale to the FASB for electing not to change the IASB’s GAAP.

7. The EU’s decision to require the use of IFRS did not come without a cost to the IASB. The EU requires that all new or revised standards and interpretations be reviewed by the European Commission before they can be required for use by listed companies in the EU. This rule, in effect, gives the EU veto power over the adoption of any new IFRSs.

The FASB and the IASB commenced deliberating differences identified for resolution in the short-term project in 2003 with the objective of achieving compatibility by identifying common high-quality solutions. Both boards agreed to use their best efforts to issue exposure drafts of proposed changes to U.S. GAAP or IFRS that reflect common solutions to some, if not all, of the identified differences by the first quarter of 2004. The results of these deliberations are discussed in the chapters affected by the changes.

The FASB set September 30, 2004, as the target date for issuing final statements covering some, if not all, of the identified differences. Later the target completion date was reset for December 2011, but many projects are still to be completed at the time of this text's publication.

## The Norwalk Agreement

As discussed in Chapter 2, the FASB and the IASB held a joint meeting in Norwalk, Connecticut, on September 18, 2002. Both standard-setting bodies acknowledged their commitment to the development of high-quality compatible accounting standards that can be used for both domestic and cross-border financial reporting. They also promised to use their best efforts to make their existing financial reporting standards compatible as soon as practicable and to coordinate their future work programs to maintain compatibility. To this end, both boards agreed to the following proposals:

1. Undertake a short-term project aimed at removing a variety of differences between U.S. GAAP and IFRSs.
2. Remove any other differences between IFRSs and U.S. GAAP that remained on January 1, 2005, by undertaking projects that both boards would address concurrently.
3. Continue the progress on the joint projects currently under way.
4. Encourage their respective interpretative bodies to coordinate their activities.

The goal of this project is to achieve compatibility by identifying common high-quality solutions.

## The Roadmap to Convergence

In 2005, the chief accountant of the SEC described a roadmap for arriving at a common set of high-quality global standards and the removal of the need for the reconciliation requirement for non-U.S. companies that use IFRSs and are registered in the United States.<sup>8</sup> In 2008, the SEC voted to publish for public comment a proposed roadmap that could lead to the use of IFRSs by U.S. issuers beginning in 2014.<sup>9</sup> This roadmap included the following milestones:

8. Donald T. Nicolaisen. "Statement by SEC Staff: A Securities Regulator Looks at Convergence," *Northwestern University Journal of International Law and Business* (April 2005), <http://www.sec.gov/news/speech/spch040605dtn.htm>.

9. Securities and Exchange Commission, "Roadmap for The Potential Use of Financial Statements Prepared in Accordance with International Financial Reporting Standards by U.S. Issuers" (Washington, DC: SEC, Nov 14, 2008) <http://www.sec.gov/rules/proposed/2008/33-8982.pdf>.

1. *Improvements to accounting standards.* The SEC will determine whether the standards are high in quality and sufficiently comprehensive; whether the standard-setting process is robust and independent with input and consideration of views from investors and other affected parties; and whether the standards, when implemented, are capable of improving the effectiveness of financial reporting and providing financial information useful to investors.
2. *Funding of the International Accounting Standards Committee Foundation.* The SEC will consider the degree to which the Foundation has a secure, stable, and equitable funding mechanism that allows the IASB to function independently of any specific constituent group. The SEC would also consider how effectively regulators oversee the Foundation.
3. *Improved ability to use interactive data for IFRS reporting.* The SEC has proposed rules that would require public companies to provide financial information formatted in the XBRL computer language. The level of detail in the existing IFRS XBRL taxonomy would have to be improved, according to the proposal, in order to realize the benefits of IFRS reporting in XBRL.
4. *Improved education and training in the United States.* A significant investment in preparing investors, management and financial statement preparers, auditors, audit committees, specialists (such as actuaries and valuation professionals), and regulators would be needed before IFRS is widely understood in the United States. College and university curricula would need to incorporate IFRS, and the CPA and other relevant professional exams would need to cover IFRS.
5. *Limited use in a narrow group of companies*
6. *SEC was to determine in 2011 whether mandatory adoption of IFRS is feasible* based on the progress in the first five milestones.
7. *Mandatory use.* If it is decided to go full steam ahead (as discussed in milestone 6) then large accelerated, accelerated, and nonaccelerated filers would be required to adopt IFRS beginning with their years ending on or after December 15, 2014, 2015, and 2016, respectively.

The objective of convergence of accounting standards is to have companies in different countries use the same accounting procedures to measure and report their financial position and results of operations. This is a desirable objective, because differences in the use of accounting procedures affect the data available for making investment. For example, an individual wishing to invest in pharmaceutical companies might focus on the percentage of earnings reinvested by a company in research and development as a key performance indicator of future growth and might use a ratio of research and development expense as a percentage of revenue to rank various investment opportunities.

If this investor considered only domestic entities, he or she could expect that the financial statements of the pharmaceutical companies would be comparable with both research and development expenditures and revenues measured using the same accounting principles. However, if that investor wished to consider some foreign companies as possible investment opportunities and thus obtained the financial statements of those additional candidates, how useful are comparisons based on the key performance indicators that are derived from information in the financial statements?

For example, if revenue is measured on an accrual basis by domestic companies but one of the foreign candidates uses a cash basis to report revenue, the results are not comparable. Similarly, if the domestic company expenses research and development expenditures as incurred while the foreign company capitalizes them, there is also a lack of comparability.

The roadmap is a step in the direction of solving comparability issues. However, both the FASB and the IASB have noted that removal of the reconciliation requirement will depend on, among other things, the effective implementation of IFRSs in financial statements across companies and jurisdictions and measurable progress in addressing priority issues on the IASB–FASB convergence program. Therefore, the ability to meet the objectives set out by the roadmap depends on the efforts and actions of many parties, including companies, auditors, investors, standard setters, and regulators.

In recognizing that achieving the reconciliation requirement necessitates measurable progress on the FASB–IASB convergence program, both boards affirmed their commitment to making such progress and indicated agreement on the following guidelines:

- Convergence of accounting standards can best be achieved through the development of high-quality, common standards over time.
- Trying to eliminate differences between two standards that are in need of significant improvement is not the best use of the FASB’s and the IASB’s resources. Instead, a new common standard should be developed that improves the financial information reported to investors.
- Serving the needs of investors means that the Boards should seek to converge by replacing weaker standards with stronger standards.

In July 2012, the SEC staff published its final report on the work plan.<sup>10</sup> The SEC staff gathered information for its report by conducting research, evaluating external research, seeking comments from market participants, holding public roundtables with targeted constituent groups, holding discussions with other U.S. regulatory agencies, and interacting with authorities in jurisdictions that already have incorporated or committed to incorporate IFRS into their financial reporting systems. The staff considered a number of options about how IFRS might be incorporated into the financial reporting system for U.S. issuers (if at all) including retention of U.S. GAAP while considering aspects of convergence and endorsement, allowing an option for U.S. issuers to apply IFRS, full adoption of IFRS following a several-year transition period, and full adoption of IFRS at a specific date without any endorsement mechanism.

The staff report does not include a final decision, or even a recommendation, as to whether IFRS should be incorporated into the U.S. financial reporting system or how such incorporation should occur. The work plan was not intended to provide an answer to the question of whether a transition to IFRS is in the best interests of United States capital markets and investors. Instead, it is an important information-gathering step in the SEC’s decision-making process. However, the report does contain a number of key findings:

10. Securities and Exchange Commission, “Final Staff Report: Work Plan for the Consideration of Incorporating International Financial Reporting Standards into the Financial Reporting System for U.S. Issuers.” (Washington, DC: SEC, 13 July 2012).

1. The standards that are issued by the IASB are generally perceived to be high-quality by the global financial reporting community, but there are areas that are not addressed by IFRS that may be important to the U.S. marketplace, including accounting for the extractive industries, insurance, and rate-regulated entities.
2. The IFRS Interpretations Committee (IFRIC) should do more to address practice issues on a timely basis. Improvements have been made, but it is unknown whether IFRIC will be more effective in the future.
3. The IASB should consider placing greater reliance on national standard setters to assist with individual projects for which they have expertise, perform outreach for individual projects with their home-country investors, identify areas in which there is a need to narrow diverse practices or issue interpretive guidance, and assist with post-implementation reviews.
4. Global application of IFRS and cooperation among regulators could be improved with an objective to reduce diverse practices. The final report acknowledges that the financial reporting community, including the SEC, can be a constructive influence on consistent application and enforcement of IFRS.
5. The overall design of the governance structure of the IFRS Foundation appears to strike a reasonable balance of providing oversight of the IASB while supporting its independence; however, additional mechanisms such as maintaining an active FASB to endorse IFRS may be necessary to protect the U.S. capital markets.
6. The IFRS Foundation has made progress in developing a funding mechanism that is broad-based, compelling, open ended, and country specific. However, more needs to be done to reduce reliance on voluntary contributions from the large accounting networks and to obtain a funding mechanism for the U.S. portion of the IASB budget.
7. U.S. investors' current understanding of IFRS varies significantly.

The SEC staff work plan identified six areas of consideration to evaluate as part of the Commission's process for determining whether incorporating IFRS into the financial reporting system for U.S. issuers is in the best interest of U.S. investors and markets. The six areas of consideration were

1. Sufficient development and application of IFRS for the U.S. domestic reporting system
2. Independent standard setting for the benefit of investors
3. Investor understanding and education regarding IFRS
4. Regulatory environment
5. Impact on issuers
6. Human capital readiness

The SEC had not made a final decision on reconciliation at the time this text was published; however, some observers felt that the report indicated that SEC staff was backing away from a convergence of international standards and U.S. GAAP.<sup>11</sup>

11. Kathleen Hoffelder, "SEC Staff Pulls Back on Accounting Convergence," CFO.com, 266 July 2012. [http://www3.cfo.com/article/2012/7/gaap-ifs\\_gaap-iasb-fasb-convergence-grant-thornton](http://www3.cfo.com/article/2012/7/gaap-ifs_gaap-iasb-fasb-convergence-grant-thornton).



## The Effects of International versus U.S. GAAP Accounting Standards

In February 2000 the Securities and Exchange Commission voted to ask U.S. companies to comment on whether it should allow foreign companies to list their securities on U.S. stock exchanges under international accounting rules. Previously, foreign companies seeking to list on a U.S. stock exchange had to have recast their financial statements to reflect then-current GAAP. This reconciliation was made by filing Form 20-F with the SEC within six months of the company's fiscal year-end. Before 2008, only about 1,000 foreign companies were listed on U.S. stock exchanges because of the high cost involved in recasting their financial statements to U.S. GAAP. Previously, the SEC had consistently taken the position that if foreign firms were allowed to list using other than U.S. GAAP, investors would lose protection and a two-tiered disclosure system would result, one for domestic registrants and another for foreign registrants. There has been little empirical evidence with which to evaluate the SEC's position. The existing research on the value relevance and information content of the 20-F reconciliation is mixed.<sup>12</sup> However, one study reported that the Form 20-F reconciliation was found to be value-relevant, and IAS and U.S. GAAP earnings amounts were valued differently by the marketplace. On the other hand, this study did not show that the market valued earnings per share amounts differently.<sup>13</sup>

In 2007, the SEC modified its position on the Form 20-F requirement when it issued the "Acceptance from Foreign Private Issuers of Financial Statements Prepared in Accordance with International Financial Reporting Standards without Reconciliation to GAAP."<sup>14</sup> This rule amends Form 20-F to accept from foreign private issuers in their filings with the SEC financial statements prepared in accordance with IFRSs as issued by the IASB without reconciliation to U.S. GAAP.<sup>15</sup> The SEC's rationale for this action was to foster the adoption of a set of globally accepted accounting standards. However, the requirements regarding reconciliation to U.S. GAAP do not change for a foreign private issuer that files its financial statements using a basis of accounting other than IFRSs.

An American Accounting Association committee was given the charge of responding to this proposal and concluded that eliminating the reconciliation requirement was premature. The committee noted that the decision to eliminate

12. Tony Kang, Gopal V. Krishnan, Michael C. Wolfe, and Han S. Yi, "The Impact of Eliminating the 20-F Reconciliation Requirement for IFRS Filers on Earnings Persistence and Information Uncertainty," *Accounting Horizons* 26, no. 4 (2012): 745.

13. Mary S. Harris and Karl A. Muller III, "The Market Valuation of IAS versus US-GAAP Accounting Measures Using Form 20-F Reconciliations," *Journal of Accounting and Economics* (1999): 285-312.

14. Securities and Exchange Commission, "Acceptance from Foreign Private Issuers of Financial Statements Prepared in Accordance with International Financial Reporting Standards without Reconciliation to GAAP" (Washington, DC: SEC, 2007).

15. Prior to the IASB-FASB convergence project, there had been suggestions in the 1990s to eliminate the reconciliation requirement. The main motive for these efforts was to allow U.S. investors to have more latitude in their investment opportunities from foreign issuers on U.S. stock exchanges. There were also arguments that the U.S. capital markets were less attractive to foreign investors because of the cost of the reconciliation requirement; however, there is no evidence supporting this claim.



the Form 20-F reconciliation requirement for a subset of foreign private issuers must be based on one or both of the following premises:

1. U.S. GAAP and IFRS are, at minimum, informationally equivalent sets of accounting principles.
2. Investors can reconstruct consistent and comparable U.S. GAAP-based summary accounting measures from IFRS financial statements.

The committee noted the following points in support of its conclusion:

1. Material reconciling items exist between U.S. GAAP and IFRS, and the reconciliation currently reflects information that participants in U.S. stock markets appear to impound into stock prices.
2. In international contexts, U.S. GAAP and IAS/IFRS appear to possess information attributes of high-quality accounting standards (e.g., value relevance or mitigation of information asymmetry); however, U.S. GAAP appears to be preferred by U.S. investors.
3. Cross-country institutional differences will likely result in differences in the implementation of any single set of standards. Thus IFRS may be a high-quality set of reporting standards before implementation, but the resulting published financial statement information could be of low quality, given inconsistent cross-border implementation practices.
4. Legal and institutional obstacles inhibit private litigation against foreign firms in the United States, and the SEC rarely undertakes enforcement actions against cross-listed firms. In the absence of a reliable enforcement mechanism, even high-quality accounting standards can yield low-quality financial reporting.
5. Differential implementation of standards across countries and differential enforcement efforts directed toward domestic and cross-listed firms creates differences in financial reporting even with converged standards. Whether the required reconciliation mitigates differences in implementation or improves compliance is an open issue; however, the SEC should understand the role of the reconciliation in mitigating differences in implementation and compliance before it is eliminated.
6. Despite the cost associated with preparing the reconciliation and satisfying the other listing requirements, evidence suggests that non-U.S. firms garner financial benefits from listing on U.S. exchanges and that the net benefits of a U.S. listing have not been eroded in recent years.
7. Harmonization of accounting standards could be beneficial to U.S. investors if it yields greater comparability and if IFRS provides information U.S. investors prefer for their investment decisions. Harmonization appears to be occurring via the joint standard-setting activities of the FASB and the IASB; thus, special statutory intervention by the SEC appears to be unnecessary.<sup>16</sup>

16. American Accounting Association's Financial Accounting and Reporting Section of the Financial Reporting Policy Committee, Response to the SEC Release, "Acceptance from Foreign Private Issuers of Financial Statements Prepared in Accordance with International Financial Reporting Standards without Reconciliation to U.S. GAAP File No. S7-13-07," *Accounting Horizons* 22, no. 2 (2008): 223-240.

Finally, another AAA committee<sup>17</sup> suggested that a single set of high-quality standards achieved via convergence is preferable to allowing two different GAAPs.

The SEC also took another step in the direction of convergence in 2007 when it decided to explore the possibility of allowing U.S. companies to adopt IFRS.<sup>18</sup> In explaining its rationale for this decision, the SEC noted that the movement to IFRS has begun to affect U.S. companies, in particular those with a significant global footprint. That is, under the new rule amending Form 20-F adopted by the SEC, foreign registrants can use either U.S. GAAP or IFRS without reconciling their earnings and shareholders' equity to U.S. GAAP; consequently, it would seem more equitable for U.S. companies, which compete for capital in the same securities market, to also be able to use either U.S. GAAP or IFRS. The comment period on this proposal ended in November 2007, but to date no action has been taken.

In 2011, the SEC staff issued a report analyzing the use of IFRS in practice.<sup>19</sup> The staff focused on how the recognition and measurement requirements of IFRS were applied in practice. Then they compared their observations for all companies to identify trends on an overall basis as well as by country and industry. The report is informational only and does not include conclusions or recommendations. The staff found that company financial statements generally appeared to comply with IFRS requirements. The report noted, however, that this observation should be considered in light of the following two concerns that emerged from the staff's analysis.

First, across topical areas, the transparency and clarity of the financial statements in the sample could be enhanced. For example, some companies did not provide accounting policy disclosures in certain areas that appeared to be relevant to them. Also, many companies did not appear to provide sufficient detail or clarity in their accounting policy disclosures to support an investor's understanding of the financial statements, including in areas they determined as having the most significant impact on the amounts recognized in the financial statements. Some companies also used terms that were inconsistent with the terminology in the applicable IFRS. Further, some companies referred to local guidance, the specific requirements of which were often unclear. Consequently, certain disclosures presented challenges to understanding the nature of a company's transactions and how those transactions were reflected in the financial statements. In some cases, the disclosures (or lack thereof) also raised questions as to whether the company's accounting complied with IFRS. As the analysis conducted for the Staff Paper was not part of the Division of Corporation Finance's disclosure review program, the staff was unable to obtain additional information from those companies that could have resolved many of these questions.

17. M. T. Bradshaw, C. M. Callahan, J. T. Ciesielski Jr., E. A. Gordon, L. D. Hodder, P. Hopkins, M. J. Kohlbeck, B. Laux, S. McVay, T. L. Stober, P. Stocken, T. L. Yohn, "Response to the SEC's Proposed Rule-Roadmap for Potential Use of Financial Statements Prepared in Accordance with International Financial Reporting Standards (IFRS) by U. S. Issuers," *Accounting Horizons*, 24, no. 1 (March), 117–128, 2010.

18. Securities and Exchange Commission, "Concept Release on Allowing U.S. Issuers to Prepare Financial Statements in Accordance with International Financial Reporting Standards." (Washington, DC: SEC, 2007).

19. Securities and Exchange Commission, "Work Plan for the Consideration of Incorporating International Financial Reporting Standards into the Financial Reporting System for U.S. Issuers: An Analysis of IFRS in Practice." (Washington, DC: SEC, 16 November 2011).

Second, diversity in the application of IFRS presented challenges to the comparability of financial statements across countries and industries. This diversity can be attributed to a variety of factors. In some cases, diversity appeared to be driven by the standards themselves, either owing to explicit options permitted by IFRS or owing to the absence of IFRS guidance in certain areas. In other cases, diversity resulted from what appeared to be noncompliance with IFRS. The diversity arising from the standards themselves was, at times, mitigated by guidance from local standard setters or regulatory bodies that narrowed the range of acceptable alternatives that were already permitted by IFRS or that provided additional guidance or interpretations. This diversity also was mitigated by a tendency by some companies to carry over their previous home country practices in their IFRS financial statements. Although country guidance and carryover tendencies might promote comparability within a country, they can diminish comparability on a global level.

It has been asserted that the SEC has already determined that adopting IFRS is legally impossible and that allowing U.S. companies to choose between GAAP and IFRS would be unworkable.<sup>20</sup> Moreover, Selling contends that after Europe discovers that working with an IASB that doesn't control the United States is of little benefit, the next step will be for every other country with mature standard-setting mechanisms to revert to their previous standard-setting procedures, and the IASB will find itself where it was about 20 years ago, where only smaller economies will require companies to represent full compliance with IFRS, and everyone else will pick up the rules they like and ignore the rest.<sup>21</sup> Whether these predictions will come true was uncertain at the time this text was published.

## Standards Overload

---

The standards overload issue has also been a concern of the IASB. Over the past several years, there has been increased international demand from both developed and emerging economies for a rigorous and common set of accounting standards for smaller and medium-sized businesses that is much simpler than full IFRSs. As a result, in 2009 the IASB published an IFRS designed for use by small and medium-sized entities (SMEs), which are estimated to represent more than 95 percent of all companies. The aim of the standard is to provide a simplified, self-contained set of accounting principles that are appropriate for smaller, unlisted companies and are based on full IFRSs, developed primarily for listed companies. By removing choices for accounting treatment, eliminating topics that are not generally relevant to SMEs, and simplifying methods for recognition and measurement, the resulting standard reduces the volume of accounting guidance applicable to SMEs by more than 85 percent when compared with the full set of IFRSs.<sup>22</sup>

20. Paul B.W. Miller and Paul R. Bahnson, "The Demise of the Drive to Bring International Standard Setting to the U.S." *Accounting Today* (1 February 2012), [http://www.accountingtoday.com/ato\\_issues/26\\_2/GAAP-IASB-FASB-61597-1.html](http://www.accountingtoday.com/ato_issues/26_2/GAAP-IASB-FASB-61597-1.html)

21. Tom Selling, "The IASB's Stages of Grief." *The Accounting Onion* (18 November 2012), <http://accountingonion.typepad.com/theaccountingonion/ifrs/>.

22. International Accounting Standards Board, "IASB Publishes Draft IFRS for SMEs" (February 2007), <http://www.iasb.org/News/Press+Releases/IASB+publishes+draft+IFRS+for+SMEs.htm>.

This pronouncement has the following effects:

1. It omits topics in IFRS that are not relevant to SMEs.
2. It allows the easier option when IFRS permits accounting policy choices.
3. It simplifies many principles for recognizing and measuring assets, liabilities, income, and expenses.
4. It requires significantly fewer disclosures.

Individual companies must decide whether to require or permit the use of *IFRS for SMEs* in place of full IFRS or national requirements and, if so, by which entities. *IFRS for SMEs* is not suitable for publicly traded entities and financial institutions.

The IASB is currently conducting a comprehensive review of the *IFRS for SMEs* to consider whether there is a need for any amendments to the standard. When the IASB issued the *IFRS for SMEs* in July 2009, it said that it would undertake an initial comprehensive review of the Standard to enable the IASB to assess the first two years' experience in implementing the Standard and consider whether there is a need for any amendments. Companies used the *IFRS for SMEs* in 2010 and 2011. Therefore, the initial comprehensive review commenced in 2012. The IASB also said that after the initial review, it expected to consider amendments to the *IFRS for SMEs* approximately once every three years.

This standard becomes another area of difference between U.S. GAAP and IFRS, because no similar standard exists in the United States. However, many private companies in the United States may be able to prepare their financial statements in accordance with *IFRS for SMEs*. A variety of factors will drive that decision, such as the needs of financial statement users and possible regulatory reporting requirements. U.S. companies will need to check with their state boards of accountancy to determine the status of reporting on financial statements prepared in accordance with *IFRS for SMEs* within their individual states. Other barriers might arise in the form of unwillingness by a private company's financial statement users to accept financial statements prepared under *IFRS for SMEs* and a private company's expenditure of money, time, and effort to convert to *IFRS for SMEs*.

## Framework for the Preparation and Presentation of Financial Statements

---

In 1989, the IASC issued its conceptual framework titled "Framework for the Preparation and Presentation of Financial Statements." The IASB indicated that the purpose of this pronouncement was to set out the concepts that underlie the preparation and presentation of financial statements for external users by

1. Helping the IASB develop future accounting standards
2. Promoting harmonization of accounting standards
3. Assisting national standard setters
4. Helping preparers apply international standards
5. Helping auditors form an opinion as to whether financial statements conform to international standards

6. Helping users interpret financial statements prepared in conformity with international standards
7. Providing interested parties with information about the IASB's approach to the formation of international accounting standards

The original framework specified the following elements:

1. The objective of financial statements
2. The qualitative characteristics that determine the usefulness of information in financial statements
3. The definition, recognition, and measurement of the elements from which financial statements are constructed
4. The concepts of capital and capital maintenance

The original framework indicated that companies prepare general-purpose financial statements that are directed toward the information needs of a wide variety of users, including investors, employees, lenders, suppliers, and other trade creditors, as well as customers, governments and their agencies, and the general public. The framework also indicates that although the information needs of these users cannot be met solely by the presentation of financial statements, there are needs that are common to all users. In addition, because investors are the providers of risk capital to the enterprise, the preparation of financial statements that meet their needs will also satisfy most of the needs of other users.

In 2010, the IASB and FASB issued a revision to their conceptual frameworks now titled by the IASB *The Conceptual Framework for Financial Reporting* (discussed in Chapter 2). In the revised conceptual framework (summarized in Box 3.3), the IASB described the basic concepts that underlie the preparation and presentation of financial statements for external users. The revised conceptual framework will serve as a guide to the Board in developing future IFRSs and as a guide to resolving accounting issues that are not addressed directly in an International Accounting Standard or International Financial Reporting Standard or Interpretation.

In the absence of a Standard or an Interpretation that specifically applies to a transaction, the revised conceptual framework suggests that management must use its judgment in developing and applying an accounting policy that results in information that is relevant and reliable. In making that judgment, IASB standards require management to consider the definitions, recognition criteria, and measurement concepts for assets, liabilities, income, and expenses in the framework. The revised framework addresses

- The objective of financial reporting
- The qualitative characteristics of useful financial information
- The reporting entity
- The definition, recognition, and measurement of the elements from which financial statements are constructed
- Concepts of capital and capital maintenance

## Box 3.3 IASB's Revised Conceptual Framework

### Contents

#### Chapter 1: The Objective of General-Purpose Financial Reporting

This topic is discussed in Chapter 2 of this text.

#### Chapter 2: The Reporting Entity

The chapter on the Reporting Entity will be inserted once the IASB has completed its redeliberations following the Exposure draft issued in March 2010.

#### Chapter 3: Qualitative Characteristics of Useful Financial Information

This topic is discussed in Chapter 2 of this text.

#### Chapter 4: The Framework: The Remaining Text

Chapter 4 contains the remaining text of the original framework approved in 1989. As the project to revise the Framework progresses, relevant paragraphs in Chapter 4 will be deleted and replaced by new chapters in the IFRS framework. Until it is replaced, a paragraph in Chapter 4 has the same level of authority within IFRSs as those in Chapters 1 through 3.

### Underlying Assumption

The IFRS Framework states that going concern is an underlying assumption. Consequently, financial statements prepared according to IASB standards presume that an entity will continue in operation indefinitely. If that presumption is invalid, appropriate disclosure and a different basis of reporting are required.

### The Elements of Financial Statements

Financial statements portray the financial effects of transactions and other events by grouping them into broad classes according to their economic characteristics. These broad classes are termed the *elements of financial statements*. The elements directly related to financial position (balance sheet) are

- Assets
- Liabilities
- Equity

The elements directly related to performance (income statement) are:

- Income
- Expenses

The cash flow statement reflects both income statement elements and some changes in balance sheet elements.

### Definitions of the Elements Relating to Financial Position

#### Asset

An asset is a resource controlled by the entity as a result of past events and from which future economic benefits are expected to flow to the entity.

**Box 3.3 (Continued)****Liability**

A liability is a present obligation of the entity arising from past events, the settlement of which is expected to result in an outflow from the entity of resources embodying economic benefits.

**Equity**

Equity is the residual interest in the assets of the entity after deducting all its liabilities.

**Definitions of the Elements Relating to Performance****Income**

Income is increases in economic benefits during the accounting period in the form of inflows or enhancements of assets or decreases of liabilities that result in increases in equity, other than those relating to contributions from equity participants.

**Expense**

Expenses are decreases in economic benefits during the accounting period in the form of outflows or depletions of assets or incurrences of liabilities that result in decreases in equity, other than those relating to distributions to equity participants.

**Explanations of Definitions of the Elements**

The definition of income encompasses both revenue and gains. Revenue arises in the course of the ordinary activities of an entity and may be referred to by a variety of different names including sales, fees, interest, dividends, royalties, and rent. Gains represent other items that meet the definition of income and may, or may not, arise in the course of the ordinary activities of an entity. Gains represent increases in economic benefits and as such are no different in nature from revenue. Consequently, they are not regarded as constituting a separate element in the IFRS framework.<sup>23</sup>

The definition of expenses encompasses losses as well as those expenses that arise in the course of the ordinary activities of the entity. Expenses that arise in the course of the ordinary activities of the entity include, for example, cost of sales, wages, and depreciation. They usually take the form of an outflow or depletion of assets such as cash and cash equivalents, inventory, property, plant, and equipment. Losses represent other items that meet the definition of expenses and may, or may not, arise in the course of the ordinary activities of the entity. Losses represent decreases in economic benefits, and as such they are no different in nature from other expenses. Consequently, they are not regarded as a separate element in this framework.<sup>24</sup>

*(Continued)*

23. This is in contrast to U.S. GAAP, which defines revenues and gains separately.

24. As with gains, losses are defined as a separate element under U.S. GAAP.

**Box 3.3 (Continued)****Recognition of the Elements of Financial Statements**

Recognition is defined as the process of incorporating in the balance sheet or income statement an item that meets the definition of an element and satisfies the following criteria for recognition:

- It is probable that any future economic benefit associated with the item will flow to or from the entity.
- The item's cost or value can be measured with reliability.

**Based on these general criteria:**

- **An asset** is recognized in the balance sheet when it is probable that the future economic benefits will flow to the entity and the asset has a cost or value that can be measured reliably.
- **A liability** is recognized in the balance sheet when it is probable that an outflow of resources embodying economic benefits will result from the settlement of a present obligation and the amount at which the settlement will take place can be measured reliably.
- **Income** is recognized in the income statement when an increase in future economic benefits related to an increase in an asset or a decrease of a liability has arisen that can be measured reliably. This means, in effect, that recognition of income occurs simultaneously with the recognition of increases in assets or decreases in liabilities (for example, the net increase in assets arising on a sale of goods or services or the decrease in liabilities arising from the waiver of a debt payable).
- **Expenses** are recognized when a decrease in future economic benefits related to a decrease in an asset or an increase of a liability has arisen that can be measured reliably. This means, in effect, that recognition of expenses occurs simultaneously with the recognition of an increase in liabilities or a decrease in assets (for example, the accrual of employee entitlements or the depreciation of equipment).

**Measurement of the Elements of Financial Statements**

Measurement involves assigning monetary amounts at which the elements of the financial statements are to be recognized and reported. The IFRS framework acknowledges that a variety of measurement bases are used today to different degrees and in varying combinations in financial statements, including

- Historical cost
- Current cost
- Net realizable (settlement) value
- Present value (discounted)

Historical cost is the measurement basis most commonly used today, but it is usually combined with other measurement bases. The IFRS Framework does not



include concepts or principles for selecting which measurement basis should be used for particular elements of financial statements or in particular circumstances; however, individual standards and interpretations do provide this guidance.

## Concepts of Capital and Capital Maintenance

The final issues addressed in the framework were concepts of capital. Under the financial concept of capital, *capital* was defined synonymous with the net assets or equity of the enterprise. Under a physical concept of capital, capital is regarded as the productive capacity of the enterprise. The framework indicated that the selection of the appropriate concept of capital by an enterprise should be based on the needs of the user of its financial statements. As a consequence, a financial concept of capital should be adopted if users are concerned primarily with the maintenance of nominal invested capital or the purchasing power of invested capital. However, if the users' main concern is with the operating capacity of an enterprise, a physical concept of capital should be used. As a result, the following concepts of capital maintenance may be used:

- *Financial capital maintenance.* Profit is earned only if the financial (or money) amount of net assets at the end of the period exceeds the net asset at the beginning of the period, excluding any distributions to or contributions from owners.
- *Physical capital maintenance.* Profit is earned only if the physical productive capacity (or operating capacity) of the enterprise exceeds the physical productive capacity at the beginning of the period.

Finally, the revised framework notes that the selection of the measurement bases and concept of capital maintenance determine the accounting model used in preparing financial statements. Also, because different accounting models differ with respect to relevance and reliability, management must seek a balance among these qualitative characteristics. At the current time, the IASB does not intend to prescribe a particular model other than for exceptional circumstances, such as for reporting in the currency of a hyperinflationary economy.

The IASB and FASB suspended work on the Conceptual Framework in 2010 to allow the IASB and FASB to focus on high-priority standards-level projects. In 2012, the IASB decided to restart the project to revise its Conceptual Framework as an IASB project, rather than as a joint project. The current project will focus on five topics:

- Reporting entity
- Presentation (including other comprehensive income)
- Disclosure
- Elements
- Measurement

The Board also announced goals of issuing a discussion paper on these topics in June 2013 and finalizing the project by September 2015.

## The IASB–FASB Financial Statement Presentation Project

As discussed in Chapter 2, the IASB and the FASB are undertaking a joint project (as a part of the Memorandum of Understanding) to develop a new joint standard for presenting financial statements. Ultimately, the new standard will replace the

existing standards on financial statement presentation: *IAS No. 1*, “Presentation of Financial Statements” (discussed below), and *IAS No. 7*, “Statement of Cash Flows” (discussed in Chapter 7). The main objective of this project is to address fundamental issues relating to presentation and display of information in the financial statements, including

- The relationship between items across financial statements (the cohesiveness objective)
- The disaggregation of information so that it is useful in predicting an entity’s future cash flows (the disaggregation objective)
- The provision of information to help users assess an entity’s liquidity and financial flexibility (the liquidity and financial flexibility objective)

## The Future Work Program

As noted earlier in the chapter, in July 2011, the IASB requested consultation on its future work plan. This consultation sought input on the direction and the overall balance of its work. It included public discussions, meetings with investors, more than 240 formal comment letters, and online discussion forums across more than 80 countries. The consultation culminated in the release of a Feedback Statement issued by the IASB on December 18, 2012.<sup>25</sup> The Feedback Statement summarizes the responses received in five key themes and outlines three initiatives by the IASB to address the responses.

The key themes identified were as follow:

1. A period of calm. Upon completion of the remaining major projects on the current agenda, respondents encouraged the IASB to provide a settling period, allowing all parties time to adjust to the new Standards.
2. Conceptual Framework. Almost unanimous support was offered for the IASB to prioritize work on the Conceptual Framework.
3. Targeted improvements to certain standards
4. Updates to assist implementation and maintenance. Respondents asked the IASB to shift its focus from large projects resulting in new guidance to increased efforts around implementation and maintenance of current guidance.
5. Updates to assist in improving the standard-setting process. Suggestions to enhance the standard-setting process included front-loading the research phase of a new project to place a greater emphasis on cost–benefit analysis and allow earlier identification of problem areas.

The initiatives developed were as follow:

1. Improved implementation. The IASB has already taken steps to improve implementation matters including expansion of the capabilities and reach of the IFRS IC. The postimplementation review (PIR) was introduced in 2007. A PIR is carried out a few years after the implementation of a new standard or major amendment. Its purpose is to determine whether there are any practical

25. IASB. “Feedback Statement: Agenda Consultation 2011.” December 2012, <http://www.ifrs.org/Current-Projects/IASB-Projects/IASB-agenda-consultation/Documents/Feedback-Statement-Agenda-Consultation-Dec-2012.pdf>.

difficulties in applying the standard or any diversity arising out of its interpretation. The IASB is currently assessing the results of the PIR for *IFRS No. 8*, “Operating segments,” to determine whether the process requires improvement before they move on to the PIR of *IFRS No. 3*, “Business Combination.”

2. Resume work the Conceptual Framework. The IASB resumed its efforts on the Conceptual Framework in May 2012 as an IASB-run project (that is, no longer a joint project with the FASB). The current project focuses on five topics:
  - Reporting entity
  - Presentation (including OCI)
  - Disclosure
  - Elements
  - Measurement

The Board also announced goals of issuing a discussion paper in June 2013 and finalizing the project by September 2015.

3. New research projects The IASB reviewed the responses to develop a list of nine research projects that it will explore over the next three years, with a focus on significant up-front efforts to define the problem and establish a path forward for an appropriate solution. The nine topics are
  - Emissions trading schemes
  - Business combinations under common control
  - Discount rates
  - Equity method of accounting
  - Intangible assets, extractive activities, and research and development activities
  - Financial instruments with the characteristics of equity
  - Foreign currency translation
  - Nonfinancial liabilities (amendments to *IAS No. 37*)
  - Financial reporting in high inflationary economies

Each research project will result in a report or discussion paper that would seek public comment. Not all research projects will result in major projects or changes to guidance.

The IASB will also continue to revise the methods of due process for the IASB and the IFRIC. The noted research projects will begin over the next 18 months as resources become available.

## ***IAS No. 1 and IFRS No. 1***

---

*IAS No. 1*, “Presentation of Financial Statements,” attempts to address the demand of investors for transparent information that is comparable over all periods presented, while at the same time giving reporting entities a suitable starting point for their accounting under IFRSs. *IAS No. 1* provides perhaps the clearest link to the IASB *Conceptual Framework for Financial Reporting*.

In developing *IAS No. 1*, the IASB consulted interested parties throughout the world and paid particular attention to the need to ensure that the cost of compliance with the new requirements does not exceed the benefits to users of

the financial information. The standard is based on the proposals published as an exposure draft and contains changes that the IASB has made in light of the 83 comment letters it received.

In *IAS No. 1*, the IASB discusses the following considerations for preparing financial statements:

1. Fair presentation and compliance with IASB standards
2. Accounting policies
3. Going concern
4. Accrual basis of accounting
5. Consistency of presentation
6. Materiality and aggregation
7. Offsetting
8. Comparative information

*IAS No. 1* was one of the thirteen IASs amended by the IASB in 2003. The guidance for applying these considerations was previously less detailed than that provided by U.S. GAAP; however, the revised statement improves disclosure. Some of the most important changes to this statement are as follows:

1. “Presents fairly” is now defined as representing faithfully the effects of transactions and other events in accordance with the definitions and recognition criteria for assets, liabilities, income, and expenses set out in the “Framework for the Preparation and Presentation of Financial Statements.” Financial statements that follow IFRS and interpretations of IFRS, with additional disclosure when necessary, are presumed to achieve a fair presentation.
2. In the extremely rare circumstances when management concludes that compliance with a requirement in an IFRS or an interpretation of a standard would be so misleading that it would conflict with the objective of financial statements set out in the framework,
  - If departure from the requirement is not prohibited by national law, the entity will make that departure and provides specified disclosures
  - If departure from the requirement is prohibited by national law, the entity must reduce, to the maximum extent possible, the perceived misleading aspects of compliance by providing certain specified disclosures
3. Standards on the selection of accounting policies currently in *IAS No. 1* are moved to *IAS No. 8*.
4. Disclosure of the following items currently required by *IAS No. 1* is no longer required: an entity’s country of incorporation (disclosure of country of domicile is not dropped), the address of its registered office, and the number of its employees.
5. The following accounting policy disclosures are required:
  - Judgments made by management in applying the accounting policies that have the most significant effect on the amounts of items recognized in the financial statements

- Key assumptions about the future and other sources of measurement uncertainty that have a significant risk of causing a material adjustment to the carrying amounts of assets and liabilities within the next fiscal year
6. The Statement of Changes in Equity must now disclose either all changes in equity or changes in equity other than those arising from capital transactions with owners and distributions to owners.

*IFRS No. 1, "First Time Adoption of International Reporting Standards,"* requires an entity to comply with every IASB standard in force in the first year when the entity adopts IFRSs, as well as with some targeted and specific exceptions after consideration of the cost of full compliance. Under *IFRS No. 1*, entities must explain how the transition to IASB standards affects their reported financial position, financial performance, and cash flows.

*IFRS No. 1* requires an entity to comply with each IFRS that has become effective at the reporting date of its first financial statements issued under IASB standards. The following principles apply:

1. Recognize all assets and liabilities whose recognition is required under existing IFRSs.
2. Do not recognize items as assets or liabilities when existing IFRSs do not allow such recognition.
3. Reclassify assets, liabilities, and equity as necessary to comply with existing IFRSs.
4. Apply existing IFRSs in measuring all recognized assets and liabilities.

## Cases

### • Case 3-1 The Advantages and Disadvantages of Harmonization

The advantages and disadvantages of harmonizing accounting standards were summarized in this chapter.

*Required:*

Expand on these advantages and disadvantages. [*Hint:* You might wish to consult John N. Turner, "International Harmonization: A Professional Goal," *Journal of Accountancy* (January 1983): 58–59; and Richard K. Goeltz, "International Accounting Harmonization: The Impossible (and Unnecessary?) Dream," *Accounting Horizons* (March 1991), 85–88.]

### • Case 3-2 The Approaches to Transnational Financial Reporting

Five approaches to transnational financial reporting were identified in the chapter.

*Required:*

- a. List some of the advantages and disadvantages of each approach.
- b. Which approach do you favor? Why?

**• Case 3-3 The Purpose and Objectives of the IASB**

The International Accounting Standards Committee (IASC) was formed in 1973. In 2001 the IASC was replaced by the International Accounting Standards Board (IASB).

*Required:*

- a. What was the purpose of the IASB?
- b. How does the IASB attempt to achieve these objectives?

**• Case 3-4 Qualitative Characteristics Identified by the IASB**

The International Accounting Standards Committee's Framework for the Preparation of Financial Statements identifies four primary qualitative characteristics.

*Required:*

- a. Discuss the four qualitative characteristics identified by the IASB.
- b. Contrast and compare these qualitative characteristics with the qualitative characteristics identified by the FASB in *SFAC No. 8*.

**• Case 3-5 International versus U.S. Standards**

Under U.S. GAAP, property, plant, and equipment are reported at historical cost net of accumulated depreciation. These assets are written down to fair value when it is determined that they have been impaired.

A number of other countries, including Australia, Brazil, England, Mexico, and Singapore, permit the revaluation of property, plant, and equipment to their current cost as of the balance sheet date. The primary argument favoring revaluation is that the historical cost of assets purchased ten, twenty, or more years ago is not meaningful.

A primary argument against revaluation is the lack of objectivity in arriving at current cost estimates, particularly for old assets that either will not or cannot be replaced with similar assets or for which no comparable or similar assets are currently available for purchase.

*Required:*

- a. Discuss the qualitative concept of comparability. In your opinion, would the financial statements of companies operating in one of the foreign countries listed above be comparable to a U.S. company's financial statements? Explain.
- b. Discuss the concept of reliability. In your opinion, would the amounts reported by U.S. companies for property, plant, and equipment be more or less reliable than the current cost amounts reported by companies in England, Mexico, or elsewhere?
- c. Discuss the concept of relevance. In your opinion, would the amounts reported by U.S. companies for property, plant, and equipment be more or less relevant than the current cost amounts reported by companies in England, Mexico, or elsewhere?

### • Case 3-6 Accounting Standards

General Motors and Ford use the last-in, first-out (LIFO) method to value their inventories. Honda (of Japan) and Daimler-Benz (manufacturer of Mercedes-Benz of Germany) use the first-in, first-out (FIFO) method. Under LIFO, recent costs are expensed as cost of goods sold; under FIFO, older costs are expensed as cost of goods sold.

*Required:*

- a. Given the income statement effects of LIFO versus FIFO, how will the balance sheet inventory amounts differ between General Motors and Ford versus Honda and Daimler-Benz? In other words, will inventory be reported amounts representing recent costs or older historical costs? In your opinion, which balance sheet amounts would be more useful to financial statement users in making decisions to buy or sell shares of a company's stock?
- b. Discuss the concept of conservatism. In your opinion, which is more conservative, General Motors and Ford or Honda and Daimler-Benz? Explain.

### FASB ASC Research

---

For each of the following research cases, search the FASB ASC database for information to address each questions. Cut and paste the FASB requirements that support your responses. Then summarize briefly what your responses are, citing the pronouncements and paragraphs used to support your responses.

#### • FASB ASC 3-1 IASB and GAAP

Search the FASB ASC database to determine if International Accounting Board pronouncements are considered GAAP. Cite and copy your answer.

#### • FASB ASC 3-2 Share-Based Payments

The SEC issued an opinion on the whether there are differences in the measurement provisions for share-based payment arrangements with employees under International Accounting Standards Board International Financial Reporting Standard 2, Share-based Payment (*IFRS No. 2*) and Statement 123R (Topic 718). Cite and copy this opinion.

### Room for Debate

---

#### • Debate 3-1 Principles of Consolidation

The IASB framework for preparing and presenting financial statements defines assets as resources controlled by an enterprise as a result of past events from which future economic benefits are expected to flow to the enterprise. This definition is similar to that found in the FASB's conceptual framework.

As discussed in Chapter 15, the IASB requires consolidation of a subsidiary when the parent has the ability to control the subsidiary. In these cases, the subsidiary's assets are added to those of the parent company, and the total is reported in the balance sheet of the parent company. Under *SFAS No. 94*, consolidation is required only for those subsidiaries when the parent company has a majority ownership. The FASB has proposed that U.S. GAAP be changed to require consolidation for subsidiaries when the parent company controls the use of subsidiary assets. One goal of this proposal is harmonization of accounting standards among countries.

*Team Debate:*

- Team 1: Assume that you do not believe that control of subsidiary assets implies that those assets are, in substance, parent company assets. Argue for the FASB proposal based on the premise that harmonization of accounting standards among countries should be the paramount consideration. Cite relevant aspects of the U.S. and IASB conceptual frameworks in your argument.
- Team 2: Assume that you do not believe that control of subsidiary assets implies that those assets are, in substance, parent company assets. Argue against the FASB proposal based on the premise that harmonization of accounting standards among countries should not be the paramount consideration. Cite relevant aspects of the U.S. and IASB conceptual frameworks.



## CHAPTER 4

# Research Methodology and Theories on the Uses of Accounting Information

To have a science is to have recognized a domain and a set of phenomena in that domain, and next to have defined a theory whose inputs and outputs are descriptions of phenomena (the first are observations, the second are predictions), whose terms describe the underlying reality of the domain.<sup>1</sup> In Chapter 2, the FASB's Conceptual Framework Project was introduced as the state-of-the-art theory of accounting. However, this theory does not explain how accounting information is used, because very little predictive behavior is explained by existing accounting theory. Over the years, accountants have done a great deal of theorizing, providing new insights and various ways of looking at accounting and its outcomes. A distinction can be made between theorizing and theory construction. Theorizing is the first step to theory construction, but it is often lacking because its results are untested or untestable value judgments.<sup>2</sup>

In the following pages, we first introduce several research methods that might be used to develop theories of accounting and its uses. Next we discuss the use of accounting information by investors and a number of theories on the outcomes of the use of accounting information, including fundamental analysis, the efficient market hypothesis, the capital asset pricing model, agency theory, human information processing, and critical perspective research. None of these theories is completely accepted; consequently, each of them is somewhere along the path between theorizing and theory.

1. Peter Caws, "Accounting Research—Science or Methodology," in *Research Methodology in Accounting*, ed. Robert R. Sterling (Lawrence, KS: Scholars Book Co., 1972), 71.

2. Edwin H. Caplan, "Accounting Research as an Information Source for Theory Construction," in Sterling (ed.), *Research Methodology in Accounting*, 46.

## Research Methodology

---

Accounting theory can be developed by using several research methodologies. Among the more commonly identified methodologies are the deductive approach, the inductive approach, the pragmatic approach, the ethical approach, and the behavioral approach. In this section we briefly describe each of these research approaches. In addition, we present the scientific method of inquiry, which is essentially a combination of deductive and inductive reasoning, as a guide to research in accounting theory development.

### Deductive Approach

The deductive approach to the development of theory begins with identifying objectives. Once the objectives are identified, certain key definitions and assumptions must be stated. The researcher must then develop a logical structure for accomplishing the objectives, based on the definitions and assumptions. This methodology is often described as “going from the general to the specific.” If accounting theory is to be developed using the deductive approach, the researcher must develop a structure that includes the objectives of accounting, the environment in which accounting is operating, the definitions and assumptions of the system, and the procedures and practices, all of which follow a logical pattern.

The deductive approach is essentially a mental or “armchair” type of research. The validity of any accounting theory developed through this process is highly dependent on the researcher’s ability to correctly identify and relate the various components of the accounting process in a logical manner. To the extent that the researcher is in error as to the objectives, the environment, or the ability of the procedures to accomplish the objectives, the conclusions reached will also be in error.

### Inductive Approach

The inductive approach to research emphasizes making observations and drawing conclusions from those observations. Thus this method is described as “going from the specific to the general” because the researcher generalizes about the universe on the basis of limited observations of specific situations.

*Accounting Principles Board Statement No. 4* is an example of inductive research.<sup>3</sup> The generally accepted accounting principles (GAAP) described in the statement were based primarily on observation of current practice. In addition, the APB acknowledged that the then-current principles had not been derived from the environment, objectives, and basic features of financial accounting. Thus the study was essentially inductive in approach.

### Pragmatic Approach

The pragmatic approach to theory development is based on the concept of utility or usefulness. Once the problem has been identified, the researcher attempts to find a utilitarian solution—that is, one that will resolve the problem. This does not suggest that the optimum solution has been found or that the solution will accomplish some stated objective. (Actually, the only objective may be to find a

3. This statement was an attempt by the APB to develop a theory of accounting.

workable solution to a problem.) Thus any answers obtained through the pragmatic approach should be viewed as tentative solutions to problems.

Unfortunately, in accounting, most of the current principles and practices have resulted from the pragmatic approach, and the solutions have been adopted as GAAP rather than as an expedient resolution to a problem. As noted in Chapter 2, the Sanders, Hatfield, and Moore study, *A Statement of Accounting Principles*, was a pragmatic approach to theory construction. Unfortunately, much subsequent theory development also used this approach. As a result, the accounting profession must frequently admit that a certain practice is followed merely because “that is the way we have always done it,” which is a most unsatisfactory reason, particularly when such questions arise in legal suits.

## Scientific Method of Inquiry

The scientific method of inquiry, as the name suggests, was developed for the natural and physical sciences and not specifically for social sciences such as accounting. There are some clear limitations on the application of this research methodology to accounting; for example, the influence of people and the economic environment make it impossible to hold the variables constant. Nevertheless, an understanding of the scientific method can provide useful insights into how research should be conducted.

Conducting research by the scientific method involves five major steps, which may also have several substeps:

1. Identify and state the problem to be studied.
2. State the hypotheses to be tested.
3. Collect the data that seem necessary for testing the hypotheses.
4. Analyze and evaluate the data in relation to the hypotheses.
5. Draw a tentative conclusion.

Although the steps are listed sequentially, there is considerable back-and-forth movement between the steps. For example, at the point of stating the hypotheses, it may be necessary to go back to step 1 and state the problem more precisely. Again, when collecting data, it may be necessary to clarify the problem or the hypotheses, or both. This back-and-forth motion continues throughout the process and is a major factor in the strength of the scientific method.

The back-and-forth movement involved in the scientific method also suggests why it is difficult to do purely deductive or inductive research. Once the problem has been identified, the statement of hypotheses is primarily a deductive process, but the researcher must have previously made some observations in order to formulate expectations. The collection of data is primarily an inductive process, but determining what to observe and which data to collect will be influenced by the hypotheses. Thus the researcher may, at any given moment, emphasize induction or deduction, but each is influenced by the other, and the emphasis is continually shifting so that the two approaches are coordinated aspects of one method.

Unfortunately, the scientific method of inquiry has received only limited attention in accounting research. Those procedures found to have utility have become generally accepted regardless of whether they were tested for any relevance to a particular hypothesis.

## Other Research Approaches

Various writers have also discussed the ethical and behavioral approaches to research as being applicable to the development of accounting theory. Others view these approaches as supportive rather than as specific methods for research; that is, they can, and should, influence the researcher's attitude but cannot by themselves lead to tightly reasoned conclusions.

The ethical approach, which is attributed to DR Scott,<sup>4</sup> emphasizes the concepts of truth, justice, and fairness. No one would argue with these concepts as guides to actions by the researcher, but there is always the question of fair to whom, for what purpose, and under what circumstances. Because of such questions, this approach may be difficult to use in the development of accounting theory, but it has gained renewed stature owing to the emergence of a new school of accounting theory development, critical perspective research, which is discussed later in the chapter.

Accounting is recognized as a practice whose consequences are mediated by the human and social contexts in which it operates and the ways it intersects with other organizational and social phenomena. As a consequence, both the behavioral and the economic functioning of accounting are now of interest, and questions are being asked about how accounting information is actually used and how it sometimes seems to generate seemingly undesirable and often unanticipated consequences.<sup>5</sup> From this realization has come the school of accounting research and theory development known as behavioral accounting research (BAR). BAR is the study of the behavior of accountants or the behavior of others as they are influenced by accounting functions and reports,<sup>6</sup> and it is based on research activities in the behavioral sciences. Because the purpose of accounting is to provide information for decision makers, it seems appropriate to be concerned with how preparers and users react to information. BAR has been seen as studying relevant issues but as not having the impact on practice that it should, given the importance of these issues.<sup>7</sup>

## The Outcomes of Providing Accounting Information

---

The development of a theory of accounting will not solve all the needs of the users of accounting information. Theories must also be developed that predict market reactions to accounting information and how users react to accounting data. The following section describes the use of accounting and other information by individuals and presents several theories on how users react to accounting data.

4. DR Scott, "The Basis for Accounting Principles," *The Accounting Review* (December 1941): 341–349.

5. Anthony G. Hopwood, "Behavioral Accounting in Retrospect and Prospect," *Behavioral Research in Accounting* (1989): 2.

6. Thomas R. Hofstede and James C. Kinard, "A Strategy for Behavioral Accounting Research," *The Accounting Review* (January 1970): 43.

7. Edwin H. Caplan, "Behavioral Accounting—A Personal View," *Behavioral Research in Accounting* (1989): 115.

## Fundamental Analysis

Chapter 2 noted that the FASB has indicated that the primary goal of accounting information is to provide investors with information that is relevant and that faithfully represents economic phenomena so they can make informed investment decisions. Individual investors make the following investment decisions:

- Buy—a potential investor decides to purchase a particular security on the basis of available information.
- Hold—an actual investor decides to retain a particular security on the basis of available information.
- Sell—an actual investor decides to dispose of a particular security on the basis of available information.

Individual investors use all available financial information to assist in acquiring or disposing of the securities contained in their investment portfolios that are consistent with their risk preferences and the expected returns offered by their investments. One of the methods available to investors to make these decisions is fundamental analysis. *Fundamental analysis* is an attempt to identify individual securities that are mispriced by reviewing all available financial information. These data are then used to estimate the amount and timing of future cash flows offered by investment opportunities and to incorporate the associated degree of risk to arrive at an expected share price for a security. This discounted share price is then compared to the current market price of the security, thereby allowing the investor to make buy–hold–sell decisions.

Investment analysis may be performed by investors themselves or by securities analysts. Because of their training and experience, securities analysts are able to process and disseminate financial information more accurately and economically than are individual investors. Securities analysts and individual investors use published financial statements, quarterly earnings reports, and the information contained in the Management Discussion and Analysis section of the annual report, particularly those sections containing forward-looking information and the company's plans. Upon review of these information sources, securities analysts often make their own quarterly earnings estimates for the most widely held companies. Subsequently, as company quarterly information is released, securities analysts comment on the company's performance and may make buy–hold–sell recommendations.

Security analysts' estimates and recommendations can affect the market price of a company's stock. For example, on April 17, 2000, IBM released its quarterly earnings report after the stock market had closed. The report indicated that IBM's first-quarter performance had been better than anticipated. Nevertheless, the company's stock dropped \$6.50 from \$111.50 to \$105 because several securities analysts had lowered their ratings on the stock based on IBM's lowered revenue expectations for the second quarter of 2000. The decline in the value of IBM's stock was probably influenced by the fact that the overall stock market also declined on April 18, 2000, but this example illustrates how investors' perceptions of future expectations can affect stock prices.

One school of thought, the *efficient market hypothesis*, holds that fundamental analysis is not a useful investment decision tool because a stock's current price reflects the market's consensus of its value. As a result, individual investors are

not able to identify mispriced securities. The effect of market forces on the price of securities and the efficient market hypothesis are discussed in the following sections.

## The Efficient Market Hypothesis

Economists have argued for many years that in a free-market economy with perfect competition, price is determined by the availability of the product (supply) and the desire to possess that product (demand). Accordingly, the price of a product is determined by the consensus in the marketplace. This process is generally represented by Figure 4.1.

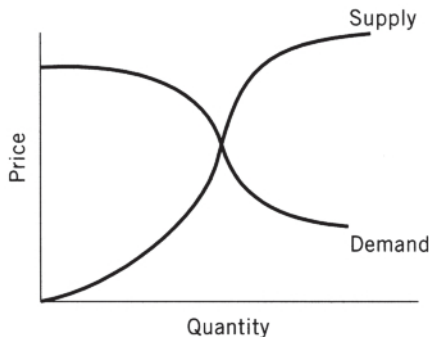
Economists also argue that this model is not completely operational in the marketplace, because the following assumptions about the perfectly competitive market are routinely violated by the nature of our economic system.

1. All economic units possess complete knowledge of the economy.
2. All goods and services in the economy are completely mobile and can be easily shifted within the economy.
3. Each buyer and seller must be so small in relation to the total supply and demand that neither has an influence on the price or demand in total.
4. There are no artificial restrictions placed on demand, supply, or prices of goods and services.

The best example of the supply and demand model may be in the securities market, particularly when we consider that stock exchanges provide a relatively efficient distribution system and that information concerning securities is available through many outlets. Examples of these information sources are

- Published financial statements from the companies
- Quarterly earnings reports released by the corporation through the news media
- Reports of management changes released through the news media
- Competitor financial information released through financial reports or the news media

**FIGURE 4.1** *Supply and Demand Curves*



- Contract awards announced by the government or private firms
- Information disseminated to stockholders at annual stockholders' meetings

Under the supply and demand model, price is determined by the consensus of purchasers' knowledge of relevant information about the product. This model has been refined in the securities market to become known as the efficient market hypothesis (EMH). The issues addressed by the EMH are as follow: What information about a company is of value to investors? Does the form of the disclosure of various types of corporate information affect the understandability of that information?

Proponents of this theory claim that financial markets price assets at their intrinsic worth, given all publicly available information. Therefore the price of a company's stock accurately reflects the company's value after incorporating the information available on company earnings, business prospects, and other relevant information. Discussions of the EMH in academic literature have defined all available information in three different ways, resulting in three separate forms of the EMH: the *weak form*, the *semistrong form*, and the *strong form*. The EMH holds that an investor cannot make an *excess return* (a return above what should be expected for a group of securities, given market conditions and the risk associated with the securities) by knowledge of particular pieces of information. The three forms of the EMH differ with respect to their definitions of available information.

### Weak Form

The weak form of the EMH is essentially an extension of the random walk theory expressed in the financial management literature.<sup>8</sup> According to this theory, the historical price of a stock provides an unbiased estimate of its future price. Several studies have supported this argument.<sup>9,10</sup> However, the argument that stock prices are random does not mean that fluctuation takes place without cause or reason. On the contrary, it suggests that price changes take place because of investor knowledge about perceived earnings potential or alternative investment opportunities.

According to the weak form of the EMH, an investor cannot make excess returns simply on the basis of knowledge of past prices. For example, suppose a certain group of securities with a known risk yields an average return on investment of 10 percent (this average is composed of returns above and below that figure). According to the weak form of the EMH, the stock market incorporates all information on past prices into the determination of the current price. Therefore the charting of the trends of securities prices provides no additional information

8. *Random walk* is a term used to characterize a price series where all subsequent price changes represent random departures from previous prices. The logic of the random walk idea is that if the flow of information is unimpeded and information is immediately reflected in stock prices, then tomorrow's price change will react only to tomorrow's news and will be independent of the price changes today.

9. See, for example, E. Fama, "The Behavior of Stock Market Prices," *Journal of Business* (January 1965): 285–299.

10. All tests of the EMH try to demonstrate that using a particular source of information allows an investor to consistently earn "abnormal" returns. Abnormal returns are percentage returns that are greater than a buy-and-hold strategy where the investor buys a market index portfolio such as the S&P/TSX 60 composite index.

for the investor. If this form of the EMH is correct, an investor could do just as well by randomly selecting a portfolio of securities as he or she could by charting the past prices of securities and selecting the portfolio on that basis. (It is important to note that the EMH is based on a portfolio of securities and average returns on investments, not on individual purchases of securities.) The implication of the weak form of the EMH is that some of the information provided by securities analysts is useless. That is, securities analysts have maintained that trends in prices are good indicators of future prices. However, knowledge of this information does not aid an investor, because it has already been incorporated into the price-determination process in the marketplace.

### **Semistrong Form**

The difference between the weak, semistrong, and strong forms of the EMH lies in the amount of information assumed to be incorporated into the determination of security prices. Under the semistrong form of the EMH, all publicly available information, including past stock prices, is assumed to be important in determining securities prices. In other words, if this form of the EMH is correct, no investor can make an excess return by use of publicly available information because this information has already been considered by the marketplace in establishing securities prices. The implication of the semistrong form of the EMH for accountants is that footnote disclosure is just as relevant as information in the body of financial statements. In addition, it suggests that the accounting procedures adopted by a particular organization will have no effect if an investor can convert to the desired method. The results of studies on this form of the EMH have been generally supportive.<sup>11</sup>

### **Strong Form**

According to the strong form of the EMH, all information, including price trends of securities, publicly available information, and insider information, is impounded into securities prices in such a way as to leave no opportunity for excess returns. The implication of this form of the EMH for accountants is that the marketplace considers all information available, whether external or internal. That is, as soon as anyone in a corporation knows a piece of information, that information is immediately incorporated into determining a security's price in the market. In effect, the strong form implies that published accounting information is no more valuable than any other type of available information, whether or not it is publicly available.

Most of the evidence testing this form of the EMH suggests that it is not valid.<sup>12</sup> However, one study of mutual funds, whose managers are more likely to have insider information, indicated that such funds did no better than an individual investor could expect to do if he or she had purchased a diversified portfolio with

11. Research on the semistrong form of the EMH often is conducted as "event studies" that examine stock returns to determine the impact of a particular event on stock prices. For example, what happens to the stock price before, during, and after the event? Events include company-specific announcements such as stock splits, takeover announcements, dividend changes, accounting changes, and economy-wide changes such as unexpected interest rate changes.

12. Tests of this form of the EMH involve determining whether any group of investors has information that allows them to earn abnormal profits consistently.



similar risk. In fact, many did worse than randomly selected portfolios would have done.<sup>13</sup> This study tends to support the strong form of the EMH.

### Research Challenges of the Efficient Market Hypothesis

The EMH presents an interesting research challenge for accountants. The financial crisis of 2007–2009 suggests that the market failed to incorporate some pieces of information such as the housing bubble or the unsustainable levels of risk offered by mortgage-backed securities and has led to additional criticism. One market strategist even maintained that the EMH is responsible for the financial crisis, asserting that belief in the hypothesis caused the investment community to underestimate the dangers of asset bubbles breaking.<sup>14</sup> Additionally, noted financial journalist Roger Lowenstein attacked the theory, stating “The upside of the current Great Recession is that it could drive a stake through the heart of the academic nostrum known as the efficient-market hypothesis.”<sup>15</sup> Finally, former Federal Reserve chairman Paul Volcker said “It’s clear that among the causes of the recent financial crisis was an unjustified faith in rational expectations [and] market efficiencies.”<sup>16</sup>

Others disagree with these assessments. Eugene Fama, who first developed the theory, said that the EMH held up well during the crisis and maintained that the markets were a casualty of the recession, not the cause of it.<sup>17</sup> Despite this, he had conceded earlier that “poorly informed investors could theoretically lead the market astray” and that stock prices could become “somewhat irrational” as a result.<sup>18</sup> Critics have also suggested that financial institutions and corporations have been able to reduce the efficiency of financial markets by creating private information and reducing the accuracy of conventional disclosures, as well as by developing new and complex products that are challenging for most market participants to evaluate and correctly price.<sup>19</sup>

On balance, it has become conventional wisdom that the 2007–2009 financial crisis discredited the EMH, but to assess the validity of EMH it is important to remember that it has three forms, and as a result, it is virtually impossible

13. See, for example, J. Williamson, “Measuring Mutual Fund Performance,” *Financial Analyst’s Journal* (November–December 1972): 78–84.

14. Jeremy Grantham, *GMO Quarterly Letter* (April 2010), <http://www.gmo.com/America> (Subscription required).

15. Lowenstein, Roger, “Book Review: ‘The Myth of the Rational Market’ by Justin Fox,” *Washington Post*, 7 June 2009, <http://www.washingtonpost.com/wpdyn/content/article/2009/06/05/AR2009060502053.html>.

16. Paul Volcker, “Financial Reform: Unfinished Business,” *New York Review of Books* (27 October 2011), <http://www.nybooks.com/articles/archives/2011/nov/24/financial-reform-unfinished-business/>.

17. John Cassidy, “Interview with Eugene Fama,” *Rational Irrationality*, 13 January 2010, <http://www.newyorker.com/online/blogs/johncassidy/2010/01/interview-with-eugene-fama.html>.

18. Jon E. Hilsenrath, “Stock Characters: As Two Economists Debate Markets, the Tide Shifts,” *Wall Street Journal*, 18 October 2004, A1.

19. See, for example, Michael Simkovic, “Secret Liens and the Financial Crisis of 2008,” *American Bankruptcy Law Journal* 83, no. 2 (2009): 253–295.

to discredit or uphold EMH in general terms. Each form of the EMH must be addressed specifically. However, in all of its forms, EMH simply states that investors cannot consistently produce excess returns given that stock prices reflect all publicly available information. EMH does not talk about the ability of stock prices to accurately predict future events.

Research strategies must continue to be designed to test each of the EMH forms so that more solid conclusions can be drawn. This research is important because it provides evidence on the way information about business enterprises is incorporated into the price of corporate securities, and it might allow investor-oriented accounting principles to be developed.

## The Implications of Efficient Market Research

The EMH has implications for the development of accounting theory. Some critics of accounting have argued that the lack of uniformity in accounting principles has allowed corporate managers to manipulate earnings and mislead investors.<sup>20</sup> This argument is based on the assumption that accounting reports are a primary source of information on a business organization. The results of EMH research suggest that stock prices are not determined solely by accounting reports. This conclusion has led researchers to investigate how accounting earnings are related to stock prices.

The results of these investigations imply that accounting earnings are correlated with securities returns. Other accounting research relies on research findings that support the EMH to test market perceptions of accounting numbers and financial disclosures. This research is based on the premise that an efficient market implies that the market price of a firm's shares reflects the consensus of investors regarding the value of the firm. Thus, if accounting information or other financial disclosures incorporate items that affect a firm's value, they should be reflected in the firm's security price.<sup>21</sup>

An additional issue is the relationship between EMH and the economic consequences argument introduced in Chapter 1. The EMH holds that stock prices will not be influenced by accounting practices that do not affect profitability or cash flows. However, history indicates that various stakeholders have attempted to lobby the FASB over such changes. Examples of these efforts include accounting for the investment tax credit and accounting for foreign currency translation (discussed in Chapter 16). Some accountants claim that this is an example of existing theory failing to fully explain current practice

20. Raymond J. Ball and Philip R. Brown, "An Empirical Evaluation of Accounting Income Numbers," *Journal of Accounting Research* (Autumn 1968): 159–178.

21. Examples of this type of research include G. Peter Wilson, "The Incremental Information Content of the Accrual and Funds Components of Earnings after Controlling for Earnings," *The Accounting Review* (April 1987), 293–321; Thomas L. Stober, "The Incremental Information Content of Financial Statement Disclosures: The Case of LIFO Inventory Liquidations," *Journal of Accounting Research* (Supplement, 1986): 138–160; and Bruce Bublitz and Michael Ettredge, "The Information in Discretionary Outlays: Advertising, Research, and Development," *The Accounting Review* (January 1989), 108–124.

and is consistent with steps 3 and 4 of the Kuhnian approach to scientific progress discussed by *SATTA* and reviewed in Chapter 2. If so, an existing paradigm is found to be deficient and the search for a new paradigm begins. These accountants generally maintain that the positive theory of accounting (discussed later in the chapter) provides a better description of existing accounting practice.

## **Behavioral Finance**

The efficient market hypothesis became more than a theory of finance in the period following its introduction by Eugene Fama in 1970. The EMH became the foundation for what became known as the rational market theory. This theory held that as more and more financial instruments were developed and traded, they would bring more rationality to economic activity. The theory maintained that financial markets possessed superior knowledge and regulated economic activity in a manner the government couldn't match. The rational market theory became the cornerstone of national economic policy during the tenure of Federal Reserve Chairman Alan Greenspan, who led this agency from 1986 to 2009. Its approach, which opposed government intervention in markets, helped reshape the 1980s and 1990s by encouraging policymakers to open their economies to market forces, and resulted in an era of deregulation. However, this all changed in 2007.

In the years before 2007, the easy availability of credit in the United States led to a housing construction boom and facilitated debt-financed consumer spending. Lax lending standards and rising real estate prices also contributed to a real estate bubble, and loans of various types were easy to obtain. As a result, consumers assumed an unprecedented debt load. As part of the housing and credit booms, the number of financial agreements such as mortgage-backed securities (MBS), which derived their value from mortgage payments and housing prices, greatly increased. These agreements enabled institutions and investors around the world to invest in the U.S. housing market.

Beginning in 2007, housing prices declined and major global financial institutions that had borrowed and invested heavily in MBS reported significant losses. Falling prices also resulted in homes' being worth less than their mortgage loans, providing a financial incentive to enter foreclosure. The resulting foreclosure epidemic eroded the financial strength of banking institutions. Defaults and losses on other loan types also increased significantly as the crisis expanded from the housing market to other parts of the economy.

While the housing and credit bubbles were building, a series of other factors caused the financial system to become increasingly fragile. As noted earlier, U.S. government policy from the 1970s onward had emphasized deregulation to encourage business, which resulted in less oversight of activities and less disclosure of information about new activities undertaken by banks and other evolving financial institutions. Thus, policymakers did not immediately recognize the increasingly important role played by financial institutions such as investment banks and hedge funds. The U.S. Financial Crisis Inquiry Commission was created in 2009 by Congress as a bipartisan panel that would investigate the causes of the country's financial meltdown, much as the 9/11 Commission examined the background of the attacks. It reported its findings in January 2011, and a majority of the members concluded that the crisis was avoidable and was caused

by “Widespread failures in financial regulation, including the Federal Reserve’s failure to stem the tide of toxic mortgages.”<sup>22</sup>

In October 2008, former Federal Reserve Chairman Alan Greenspan appeared before the United States House of Representatives Oversight Committee and acknowledged that he had made a mistake in believing that banks, operating in their own self-interest, would do what was necessary to protect their shareholders and institutions. Greenspan called that “a flaw in the model . . . that defines how the world works.”<sup>23</sup> He also acknowledged that he had been wrong in rejecting fears that the five-year housing boom was turning into an unsustainable speculative bubble that could harm the economy when it burst. Greenspan had previously maintained during that period that home prices were unlikely to post a significant decline nationally because housing was a local market. His later view was an admission that the rational market theory was flawed.

Criticisms of EMH and the rational market theory were not new in 2008. As far back as the early 1970s, critics were noting events that could not be explained by the EMH.<sup>24</sup> These unexplainable results were termed *anomalies*. According to finance theory, a financial market anomaly occurs when the performance of a stock or a group of stocks deviates from the assumptions of the efficient market hypothesis. Katz classified anomalies into four basic types: calendar anomalies, value (fundamental) anomalies, technical anomalies, and other anomalies.<sup>25</sup>

Examples of these four types of anomalies are listed in Box 4.1. Calendar anomalies are related to particular time periods, such as movement in stock prices from day to day, month to month, or year to year. As for value anomalies, for many years, it has been argued that value strategies outperform the market. Value strategies consist of buying stocks that have low prices relative to earnings, dividends, the book value of assets, or other measures of value. *Technical analysis* is a general term for a number of investing techniques that attempt to forecast security prices by studying past prices and other related statistics. Common technical analysis techniques include strategies based on relative strength, moving averages, and support and resistance. Several other types of anomalies cannot be easily categorized. These include announcement-based effects, IPOs, and insider transactions, among others.

Contemporaneously with the identification of financial market anomalies, a new theory of financial markets espouses what has been termed *behavioral finance*.

22. Financial Crisis Inquiry Commission. “Final Report of The National Commission on the Causes of the National and Economic Crisis in the United States,” 2011. The report was adopted along partisan lines. Of the ten commission members, only the six appointed by Democrats endorsed the final report. Three Republican members prepared a dissent, and a fourth Republican wrote a dissent, calling government policies to promote homeownership the primary culprit for the crisis.

23. Associated Press, “Greenspan Admits ‘Mistake’ That Helped Crisis,” NBC News .com. [http://www.msnbc.msn.com/id/27335454/ns/business-stocks\\_and\\_economy/t/greenspan-admits-mistake-helped-crisis/](http://www.msnbc.msn.com/id/27335454/ns/business-stocks_and_economy/t/greenspan-admits-mistake-helped-crisis/).

24. See, for example, S. Basu, “The Investment Performance of Common Stocks in Relation to Their Price to Earnings Ratios: A Test of the Efficient Market Hypothesis,” *The Journal of Finance* 32, no. 3 (1977): 663–682.

25. G. Karz, “Historical Stock Market Anomalies,” *Investor Home* (27 May 2010), <http://www.investorhome.com/anomaly.htm>.

## **Box 4.1 Financial Market Anomalies**

---

### ***Examples of Calendar Anomalies***

#### **Weekend Effect**

Stock prices are likely to fall on Monday; consequently, the Monday closing price is less than the closing price of previous Friday.

#### **Turn-of-the-Month Effect**

The prices of stocks are likely to increase on the last trading day of the month, and the first three days of next month.

#### **Turn-of-the-Year Effect**

The prices of stocks are likely to increase during the last week of December and the first half month of January

#### **January Effect**

Small-company stocks tend to generate greater returns than other asset classes and the overall market in the first two to three weeks of January.

### ***Examples of Value Anomalies***

#### **Low Price-to-Book Ratio**

Stocks with a low ratio of market price to book value generate greater returns than stocks having a high ratio of book value to market value.

#### **High Dividend Yield**

Stocks with high dividend yields tend to outperform low dividend yield stocks.

#### **Low Price-to-Earnings Ratio (P/E)**

Stocks with low price-to-earnings ratios are likely to generate higher returns and outperform the overall market, whereas the stocks with high market price-to-earnings ratios tend to underperform the overall market.

#### **Neglected Stocks**

Prior neglected stocks tend to generate higher returns than the overall market in subsequent periods, and the prior best performers tend to underperform the overall market.

### ***Examples of Technical Anomalies***

#### **Moving Average**

Moving average is a trading strategy that involves buying stocks when short-term averages are higher than long-term averages and selling stocks when short-term averages fall below their long-term averages.

#### **Trading Range Break**

Trading range break is a trading strategy based upon resistance and support levels. A buy signal is created when the prices reaches a resistance level. A sell signal is created when prices reach the support level.

*(Continued)*

**Box 4.1 (Continued)****Examples of Other Anomalies****The Size Effect**

Small firms tend to outperform larger firms.

**Announcement-Based Effects and Post-Earnings Announcement Drift**

Price changes tend to persist after initial announcements. Stocks with positive surprises tend to drift upward, and those with negative surprises tend to drift downward.

**IPOs, Seasoned Equity Offerings, and Stock Buybacks**

Stocks associated with initial public offerings (IPOs) tend to underperform the market, and there is evidence that secondary offerings also underperform, whereas stocks of firms announcing stock repurchases outperform the overall market in the following years.

**Insider Transactions**

There is a relationship between transactions by executives and directors in their firm's stock and the stock's performance. These stocks tend to outperform the overall market.

**The S&P Game**

Stocks rise immediately after being added to the S&P 500.

The theory of behavioral finance arose from studies undertaken by Kahneman and Tversky, and Thaler.

Kahneman and Tversky termed their study of how people manage risk and uncertainty *prospect theory*,<sup>26</sup> which is a theory about how people make choices between different options or prospects. It is designed to better describe, explain, and predict the choices that the typical person makes, especially in a world of uncertainty. Prospect theory is characterized by the following:

- *Certainty*: People have a strong preference for certainty and are willing to sacrifice income to achieve more certainty. For example, if option A is a guaranteed win of \$1000, and option B is an 80 percent chance of winning \$1400 but a 20 percent chance of winning nothing, people tend to prefer option A.
- *Loss aversion*: People tend to give losses more weight than gains: They're loss-averse. So, if you gain \$100 and lose \$80, it may be considered a net *loss* in terms of satisfaction, even though you came out \$20 ahead, because you tend to focus on how much you lost, not on how much you gained.
- *Relative positioning*: People tend to be most interested in their relative gains and losses as opposed to their final income and wealth. If your relative position doesn't improve, you won't feel any better off, even if your

26. D. Kahneman and A. Tversky, "Prospect Theory: An Analysis of Decision Under Risk," *Econometrica* 47, no. 2 (1979): 263–292.

income increases dramatically. In other words, if you get a 10 percent raise and your neighbor gets a 10 percent raise, you won't feel better off. But if you get a 10 percent raise and your neighbor doesn't get a raise at all, you'll feel rich.

- *Small probabilities*: People tend to underreact to low-probability events. For example, you might completely discount the probability of losing all your wealth if the probability is very small. This tendency can result in people making very risky choices.

Thaler investigated the implications of relaxing the standard economic assumption that everyone in the economy is rational and selfish, instead entertaining the possibility that some of the agents in the economy are sometimes human.<sup>27</sup> These studies laid the groundwork for a new field of study, termed *behavioral finance*. Behavioral finance explores the proposition that investors are often driven by emotion and cognitive psychology rather than rational economic behavior. It suggests that investors use imperfect rules of thumb, preconceived notions, and bias-induced beliefs, and that they behave irrationally. Consequently, behavioral finance theories attempt to blend cognitive psychology with the tenets of finance and economics to provide a logical and empirically verifiable explanation for the often-observed irrational behavior exhibited by investors. The fundamental tenet of behavioral finance is that psychological factors, or cognitive biases, affect investors, which limits and distorts their information and can cause them to reach incorrect conclusions even if the information is correct.

Some of the most common cognitive biases in finance include the following:

- *Mental accounting*: The majority of people perceive a dividend dollar differently from a capital gains dollar. Dividends are perceived as an addition to disposable income; capital gains usually are not.
- *Biased expectations*: People tend to be overconfident in their predictions of the future. If security analysts believe with 80 percent confidence that a certain stock will go up, they are right about 40 percent of the time. Between 1973 and 1990, earnings forecast errors have been anywhere between 25 percent and 65 percent of actual earnings.
- *Reference dependence*: Investment decisions seem to be affected by an investor's reference point. If a certain stock was once trading for \$20, then dropped to \$5 and finally recovered to \$10, the investor's propensity to increase holdings of this stock depends on whether the previous purchase was made at \$20 or at \$5.
- *Representativeness heuristic*: In cognitive psychology this term means simply that people tend to judge Event A to be more probable than Event B when A appears more representative than B. In finance, the most common instance of the representativeness heuristic is that investors mistake good companies for good stocks. Good companies are well known and in most cases fairly valued. Their stocks thus might not have a significant upside potential.

27. Richard Thaler, "Transaction Utility Theory," *Advances in Consumer Research* 10 (1983), 229–232.



Although behavioral finance is a relatively new field, Barberis and Thaler<sup>28</sup> suggest that substantial progress has been made. Points of progress include the following:

- *Empirical investigation of apparently anomalous facts:* When De Bondt and Thaler's paper<sup>29</sup> was published, many thought that the best explanation for their findings was a programming error. Since then their results have been replicated numerous times by researchers both sympathetic to their view and holding alternative views. The evidence suggests that most of the empirical data are agreed upon, although the interpretation of those data is still in dispute.
- *Limits to arbitrage:* In the 1990s, many financial economists thought that the EMH had to be true because of the forces of arbitrage.<sup>30</sup> We now understand that this was a naive view, and that the limits to arbitrage can permit substantial mispricing. Most researchers also agree that the absence of a profitable investment strategy does not imply the absence of mispricing. Prices can be very wrong without creating profit opportunities.
- *Understanding bounded rationality:* Owing to the work of cognitive psychologists such as Kahneman and Tversky, we now have a large group of empirical findings that catalogue some of the ways humans actually form expectations and make choices. There has also been progress in developing formal models of these processes, with prospect theory being the most notable. Economists once thought that behavior was either rational or impossible to formalize. Most economists now accept the fact that models of bounded rationality are both possible and more accurate descriptions of behavior than purely rational models.
- *Behavioral finance theory building:* There has been a growth of theoretical work modeling financial markets with less than fully rational agents. These studies relax the assumption of individual rationality either through the belief-formation process or through the decision-making process. Like the work of the psychologists, these papers are important proofs, showing that it is possible to think coherently about asset pricing while incorporating salient aspects of human behavior.
- *Investor behavior:* The important job of trying to document and understand how investors—both amateurs and professionals—make their portfolio choices has begun. Until recently, such research was notably absent from the study of financial economics.

Nevertheless, not all economists are convinced of the value of prospect theory and behavioral finance theory. Critics continue to support the EMH. They

28. N. Barberis and R. Thaler, "A Survey of Behavioral Finance," in *Handbook of the Economics of Finance*, ed. 1, vol. 1B, ed. G. M. Constantinides, M. Harris, and R. M. Stulz (Amsterdam: Elsevier, 2003), 1053–1128.

29. W. De Bondt and R. Thayer, "Does the Stock Market Overreact?" *Journal of Finance* 40, no. 3 (1985): 793–805. The results of this study suggest that investors overreact to unexpected news and found substantial weak form EMH inefficiencies.

30. Arbitrage is the practice of taking advantage of a price difference between two or more markets by striking a combination of matching deals that capitalize upon the imbalance, the profit being the difference between the market prices.



contend that behavioral finance is more a collection of anomalies than a true branch of finance and that these anomalies are either quickly priced out of the market or explained by appealing to market microstructure arguments. Additionally they maintain that individual cognitive biases are distinct from social biases; the former can be averaged out by the market, and the other can create positive feedback loops that drive the market further and further from a fair price equilibrium. Similarly, for an anomaly to violate market efficiency, an investor must be able to trade against it and earn abnormal profits; this is not the case for many anomalies.

Eugene Fama, for example, regards behavioral finance as just storytelling that is very good at describing individual behavior. Although he concedes that some sorts of professionals are inclined toward the same sort of biases as others, he asserts that the jumps that behaviorists make from there to markets are not validated by the data.<sup>31</sup> Another critic states,

Pointing out all the ways that real life behavior doesn't bear out the predictions of traditional economics and finance is interesting—even fascinating, at times—but it's not an alternative theory. "People aren't rational" isn't a theory: it's an empirical observation. An alternative theory would need to offer an explanation, including causal processes, underlying mechanisms and testable propositions."<sup>32</sup>

In summary, over the last few decades, our understanding of finance has increased a great deal, yet there are many questions to be answered. On the whole, financial decision making remains a gray area waiting for researchers to shed additional light on it; however, a major paradigm shift is under way. Hopefully the new paradigm will combine neoclassical and behavioral elements and will replace unrealistic assumptions about the optimality of individual behavior with descriptive insights tested by laboratory experiments. History requires economic and financial systems to be continually updated, and it requires that they be intelligently redesigned to meet social changes and to take advantage of technological progress. If behavioral finance is to be successful in understanding financial institutions and participants, and if individuals and policymakers want to make better decisions, they must take into account the true nature of people with their imperfections and bounded rationality.

## The Capital Asset Pricing Model

As indicated earlier in the chapter, investors often wish to use accounting information in an attempt to minimize risk and maximize returns. It is generally assumed that rational individual investors are risk averse. Consequently, riskier investments must offer higher rates of return to attract investors. From an accounting standpoint, this means investors need information on expected risks and returns. The capital asset pricing model (CAPM) is an attempt to deal with

31. M. Harrison, "Unapologetic after All These Years: Eugene Fama Defends Investor Rationality and Market Efficiency," 10 May 2012. <http://annual.cfainstitute.org/2012/05/14/eugene-fama-defends-investor-rationality-and-market-efficiency/>.

32. B Harrington. "On the Limitations of Behavioral Finance," *Economic Sociology*, 31 October 2010. <http://thesocietypages.org/economicsociology/2010/10/31/on-the-limitations-of-behavioral-finance/>.

both risks and returns. CAPM was first introduced by financial economist (and, later, Nobel laureate in economics) William Sharpe and described in his 1970 book *Portfolio Theory and Capital Markets*.<sup>33</sup>

The actual rate of return to an investor from buying a common stock and holding it for a period of time is calculated by adding the dividends to the increase (or decrease) in value of the security during the holding period and dividing this amount by the purchase price of the security, or

$$\frac{\text{Dividends} + \text{increase (or - decrease) in value}}{\text{Purchase price}}$$

Because stock prices fluctuate in response to changes in investor expectations about the firm's future cash flows, common stocks are considered risky investments. In contrast, U.S. Treasury notes are not considered risky investments, because the expected and stated rates of return are equal (assuming the T-bill is held to maturity). Risk is defined as the possibility that actual returns will deviate from expected returns, and the amount of potential fluctuation determines the degree of risk.

A basic assumption of the CAPM is that risky stocks can be combined into a portfolio that is less risky than any of the individual common stocks that make up that portfolio. This diversification attempts to match the common stocks of companies in such a manner that environmental forces causing a poor performance by one company will simultaneously cause a good performance by another—for example, purchasing the common stock of an oil company and an airline company. Although such negative relationships are rare in our society, diversification reduces risk.

### Types of Risk

Some risk is peculiar to the common stock of a particular company. For example, the value of a company's stock might decline when the company loses a major customer, as when the Ford Motor Company lost Hertz as a purchaser of rental cars. On the other hand, overall environmental forces cause fluctuations in the stock market that affect all stock prices, such as the oil crisis in 1974.

These two types of risk are termed unsystematic risk and systematic risk. *Unsystematic risk* is the portion of a company's particular risk that can be diversified away. *Systematic risk* is the nondiversifiable portion that is related to overall movements in the stock market and is consequently unavoidable. Earlier in the chapter, we indicated that the EMH suggests that investors cannot discover undervalued or overvalued securities, because the market consensus will quickly incorporate all available information into a firm's stock price. However, financial information about a firm can help determine the amount of systematic risk associated with a particular stock.

As securities are added to a portfolio, unsystematic risk is reduced. Empirical research has demonstrated that unsystematic risk is virtually eliminated in portfolios of thirty to forty randomly selected stocks. However, if a portfolio contains many common stocks in the same or related industries, a much larger number of stocks must be acquired, because the rate of returns on such stocks are positively correlated and tend to increase or decrease in the same direction. The CAPM also assumes that investors are risk averse; consequently, investors demand additional

33. William F. Sharpe *Portfolio Theory and Capital Markets*, McGraw-Hill, 1970.

returns for taking additional risks. As a result, high-risk securities must be priced to yield higher expected returns than lower-risk securities in the marketplace.

A simple equation can be formulated to express the relationship between risk and return. This equation uses the risk-free return (the T-bill rate) as its foundation and is stated as

$$R_s = R_f + R_p$$

where

$R_s$  = the expected return on a given risky security

$R_f$  = the risk-free rate

$R_p$  = the risk premium

Because investors can eliminate the risk associated with acquiring a particular company's common stock by purchasing diversified portfolios, they are not compensated for bearing unsystematic risk. And because well-diversified investors are exposed to systematic risk only, investors using the CAPM as the basis for acquiring their portfolios are subject only to systematic risk. Consequently, systematic risk is the only relevant type, and investors are rewarded with higher expected returns for bearing market-related risk that will not be affected by company-specific risk.

The measure of the parallel relationship of a particular common stock with the overall trend in the stock market is termed beta ( $\beta$ ).  $\beta$  may be viewed as a gauge of a particular stock's volatility to the total stock market.

A stock with a  $\beta$  of 1.00 has a perfect relationship to the performance of the overall market as measured by a market index such as the Dow-Jones Industrials or the Standard & Poor's 500-stock index. Stocks with a  $\beta$  of greater than 1.00 tend to rise and fall by a greater percentage than the market, whereas stocks with a  $\beta$  of less than 1.00 tend to rise and fall by a smaller percentage than the market over the selected period of analysis. Therefore  $\beta$  can be viewed as a stock's sensitivity to market changes and as a measure of systematic risk.<sup>34</sup>

A company's risk premium (the risk adjustment for the amount by which a company's return is expected to exceed that of a risk-free security) is equivalent to its  $\beta$  multiplied by the difference between the market return and the risk-free rate. The risk-return equation can thus be restated to incorporate  $\beta$ , by replacing the risk premium,  $R_p$ , with its equivalent,  $\beta_s (R_m - R_f)$ , as follows:

$$\text{The risk-return equation: } R_s = R_f + R_p$$

$$\text{Restating to incorporate } \beta: R_s = R_f + \beta_s (R_m - R_f)$$

where

$R_s$  = the stock's expected return

$R_f$  = the risk-free rate

$R_m$  = the expected return on the stock market as a whole

$\beta$  = the stock's  $\beta$ , which is calculated over some historical period

The final component of the CAPM reflects how the risk-expected return relationship and securities prices are related. As indicated above, the expected return

34. Some authors have questioned the contention that volatility and risk are the same.

on a security equals the risk-free rate plus a risk premium. In the competitive and efficient financial markets assumed by the CAPM, no security will be able to sell at low prices to yield more than its appropriate return, nor will a security be able to sell at higher than market price and offer a low return. Consequently, the CAPM holds that a security's price will not be affected by unsystematic risk and that securities offering relatively higher risk (higher  $\beta$ s) will be priced relatively lower than securities offering relatively lower risk.

The CAPM has come under attack over the last several years because it does not explain returns the way it was intended to—that is, a higher acceptance of systematic risk leads to higher returns. An additional concern over the use of the CAPM is the relationship of past and future  $\beta$ s. Researchers question whether past  $\beta$ s can be used to predict future risk and return relationships. One notable study that examined this issue was conducted by Fama and French, who examined share returns on the New York Stock Exchange, the American Stock Exchange, and NASDAQ between 1963 and 1990. They found that differences in  $\beta$ s over that lengthy period did not explain the performance of different stocks.<sup>35</sup> This finding suggests that CAPM may be incorrect; however, subsequent research has questioned this conclusion.<sup>36</sup>

The CAPM has also been criticized for contributing to the United States' competitiveness problem. According to critics, U.S. corporate managers using the CAPM are forced into making safe investments with predictable short-term returns instead of investing for the long term. This is particularly true when companies with higher  $\beta$ s attempt to invest in new ventures. Because a high  $\beta$  is seen as evidence of a risky investment, these companies are forced to accept only new projects that promise high rates of return. As a result, researchers have been attempting to develop new models that view the markets as complex and evolving systems that will enable business managers to adopt a more long-range viewpoint.

In summary, there are many detractors who question the validity of the CAPM, and we can accept the contention that a model created about 40 years ago can fall short of explaining reality. Many of the issues the critics have with CAPM are valid, but it still can be a useful tool for explaining how accounting information is used and the relationship between risk and return. The concepts associated with the CAPM can also be used to make the asset allocation decisions that will provide a significant chance of successfully outperforming the market over the long term because the theory demonstrates that portfolio diversification can reduce investment risk.

## Normative versus Positive Accounting Theory

Financial accounting theory attempts to specify which events to record, how the recorded data should be summarized, and how the data should be presented. As discussed earlier, accounting theory has developed pragmatically. If a practice or method has been used in the past by a large number of accountants to satisfy

35. E. Fama and K. French, "The Capital Asset Pricing Model: Theory and Evidence," *Journal of Economic Perspectives* 18, no. 3 (Summer 2004): 25–46.

36. See for example, M. Ferguson and R. Shockley, "Equilibrium 'Anomalies,'" *Journal of Finance* 58, no. 6 (2003): 2549–2580; A. C. MacKinlay, "Multifactor Models Do Not Explain Deviations from the CAPM," *Journal of Financial Economics* 35 (1995): 3–38; and F. Black, "Beta and Returns," *Journal of Portfolio Management* 20 (1993), 8–18.

a particular reporting need, its continued use is acceptable. Also, as noted in Chapter 2, few attempts to develop a comprehensive theory of accounting were made before World War II. Since then, there has been an increasing demand for a theory of accounting. In recent decades, efforts to satisfy this demand have permeated accounting literature. These efforts rely heavily on theories developed in mathematics, economics, and finance.

Recall from Chapter 1 that there are two basic types of theory: normative and positive. Normative theories are based on sets of goals that proponents maintain prescribe the way things should be. However, no set of goals is universally accepted by accountants. As a consequence, normative accounting theories are usually acceptable only to those who agree with the assumptions on which they are based. Nevertheless, most accounting theories are normative, because they are based on certain objectives of financial reporting.

Positive theories attempt to explain observed phenomena. They describe what is without indicating how things should be. The extreme diversity of accounting practices and application has made development of a comprehensive description of accounting difficult. Concurrently, to become a theory, description must have explanatory value. For example, not only must the use of historical cost be observed, but under positive theory that use must also be explained. Positive accounting theory has arisen because existing theory does not fully explain accounting practice. For example, the EMH indicates that knowledge of all publicly available information will not give an investor an advantage, because the market has compounded the information into current security prices. If so, the market should react only to information that reflects or is expected to affect a company's cash flows. Yet various interest groups continue to lobby the FASB and Congress over accounting policy changes that do not have cash-flow consequences.

## Agency Theory

Attempts to describe financial statements and the accounting theories from which they originate, as well as to explain their development based on the economic theories of prices, agency, public choice, and economic regulation, have been categorized as agency theory. *Agency theory* is a positive accounting theory that attempts to explain accounting practices and standards. This research takes the EMH as a given and views accounting as the supplier of information to the capital markets.

The basic assumption of agency theory is that individuals maximize their own expected utilities and are resourceful and innovative in doing so. Therefore the issue raised by agency theory is as follows: What is an individual's expected benefit from a particular course of action? Stated differently, how might a manager or stockholder benefit from a corporate decision? It should also be noted that the interests of managers and stockholders are often not the same.

An *agency* is defined as a consensual relationship between two parties, whereby one party (agent) agrees to act on behalf of the other party (principal). For example, the relationship between shareholders and managers of a corporation is an agency relationship, as is the relationship between managers and auditors and, to a greater or lesser degree, that between auditors and shareholders.

An agency relationship exists between shareholders and managers because the owners don't have the training or expertise to manage the firm themselves,

have other occupations, and are scattered around the country and the world. Consequently, the stockholders must employ someone to represent them. These employees are agents who are entrusted with making decisions in the shareholders' best interests. However, the shareholders cannot observe all of the actions and decisions made by the agents, so a threat exists that the agents will act to maximize their own wealth rather than that of the stockholders. This is the major agency theory issue—the challenge of ensuring that the manager/agent operates on behalf of the shareholders/principals and maximizes their wealth rather than his or her own.

Inherent in agency theory is the assumption that a conflict of interest exists between the owners (shareholders) and the managers. The conflict occurs when the self-interest of management is not aligned with the interests of shareholders. Shareholders desire to maximize profits on their investment in the company; instead, managers may be maximizing their own utilities at the expense of the shareholders. Under this scenario, shareholder wealth is not maximized. For example, a manager might choose accounting alternatives that increase accounting earnings when a management compensation scheme is tied to those earnings. Because such choices affect only how financial information is measured and thus the amount of reported earnings, they have no real economic effect in and of themselves and thus provide no benefit to the shareholder. At the same time, shareholder wealth declines as management compensation increases.

Agency relationships involve costs to the principals. The costs of an agency relationship have been defined as the sum of monitoring expenditures by the principal, bonding expenditures by the agent, and the residual loss.<sup>37</sup> Monitoring expenditures are defined as expenditures by the principal to control the agent's behavior, for example, the costs of measuring and observing the agent's behavior or the costs of establishing compensation policies. Bonding costs are defined as expenditures to guarantee that the agent will not take certain actions to harm the principal's interest. Finally, even with monitoring and bonding expenditures, the actions taken by the agent will differ from the actions the principal would take the wealth effect of this divergence in actions is defined as residual loss.

Examples of monitoring costs are external and internal auditors, the SEC, capital markets including underwriters and lenders, boards of directors, and dividend payments. Examples of bonding costs include managerial compensation, including stock options and bonuses and the threat of a takeover if mismanagement causes a reduction in stock prices. Residual losses are the extent to which returns to the owners fall below what they would be if the principals and the owners exercised direct control of the corporation.

Because agency theory holds that all individuals act to maximize their own utility, managers and shareholders would be expected to incur bonding and monitoring costs as long as those costs are less than the reduction in the residual loss. For instance, a management compensation plan that ties management wealth to shareholder wealth will reduce the agency cost of equity, or a bond covenant that restricts dividend payments will reduce the agency costs of debt. Examples

37. M. Johnson and W. H. Meckling, "Theory of the Firm: Managerial Behavior, Agency Costs and Ownership Structures," *Journal of Financial Economics* (October 1976): 308.

of this latter type of costs were included in corporate charters as early as the 1600s. According to agency theory, in an unregulated economy, the preparation of financial statements is determined by the effect of such statements on agency costs. That is, financial statements would tend to be presented more often by companies with many bond covenants (e.g., restrictions on dividends or relatively more outside debt). Similarly, the greater the value of a company's fixed assets, the more likely a charge for maintenance, repair, or depreciation will be included in the financial statements.

The conclusion drawn by agency theory is that multiple methods of accounting for similar circumstances have developed from the desires of various individuals, such as managers, shareholders, and bondholders, to minimize agency costs.

Because private-sector regulations and federal legislation help determine the items disclosed in financial statements, the effects of regulation and the political process must be added to the results of agency relationships. However, the regulation process is affected by external pressures. Groups of individuals might have incentives to band together to cause the government to transfer wealth, as in farm subsidies. The justification for these transfers is that they are "in the public interest." In addition, elected officials and special interest groups might use the believed high profits of corporations to create crises, which are solved by wealth transfers "in the public interest." A prime example is the "windfall profits" tax enacted at the time of the 1974 oil crisis.

Additionally, the larger a corporation is, the more susceptible it is to political scrutiny and subsequent wealth transfers. Therefore the larger a company is, the more likely it is to choose accounting alternatives that minimize net income; this is termed the *visibility theory of accounting*.<sup>38</sup> Conversely, small companies often have incentives to show greater net income in order to increase borrowing potential and available capital. Agency theory holds that these varying desires are a reason for the diversity of acceptable accounting practices.

Agency theory also attributes the preponderance of normative theories of accounting to the influence of the political processes. When a crisis develops, elected officials base their positions on "public interest" arguments. These positions are often grounded in the notion that the problem is caused by an inefficiency in the market that can be remedied only by government intervention. Elected officials then seek justification of their position in the form of normative theories supporting that position. They also tend to look for theories prescribing accounting procedures that should be used to increase the information available to investors or make the market more efficient.

The advocates of agency theory maintain that it helps explain financial statements and the absence of a comprehensive theory of accounting. However, the basic assumption that everyone acts to maximize his or her own expected utility causes this theory to be politically and socially unacceptable. Agency theory advocates maintain that this is true regardless of how logically sound the theory may be, or even how well it may stand up to empirical testing. For example, if an elected official supported a theory that explained his or her actions as those that

38. See, for example, J. R. Hand and T. R. Skantz, "The Economic Determinants of Accounting Choices: The Unique Case of Equity Carve-outs under SAB No. 51," *Journal of Accounting and Economics* 24, no. 2 (1998): 175–203.



maximize his or her own utility, rather than the public good, the official would not be maximizing his or her own utility.

Agency theory can help explain the lack of a comprehensive accounting theory. It implies that because of the diverse interests involved in financial reporting, a framework of accounting theory cannot be developed. However, there is an even more basic reason that agency theory has limited direct impact on financial accounting. Agency theory is a descriptive theory in that it helps to explain why a diversity of accounting practices exists. Therefore, even if subsequent testing supports this theory, it will *not* identify the correct accounting procedures to be used in various circumstances, and as a result, accounting practice will not be changed.

## Human Information Processing

The annual reports of large corporations provide investors with vast amounts of information. These reports can include a balance sheet, an income statement, a statement of cash flows, numerous footnotes to the financial statements, a five-year summary of operations, a description of the various activities of the corporation, a message to the stockholders from the top management of the corporation, a discussion and analysis by management of the annual operations and the company's plans for the future, and the report of the company's independent certified public accountant.

The disclosure of all this information is intended to aid investors and potential investors in making buy–hold–sell decisions about the company's securities. Studies attempting to assess an individual's ability to use information have been broadly classified as human information processing (HIP) research. The issue addressed by these studies is: How do individuals use available information? Consequently, HIP research can be used to determine how individual investors make decisions.

In general, HIP research has indicated that people have a limited ability to process large amounts of information.<sup>39</sup> This finding has three main consequences:

1. An individual's perception of information is quite selective. That is, because people are capable of comprehending only a small part of their environment, their anticipation of what they expect to perceive about a particular situation will determine to a large extent what they do perceive.
2. Because people make decisions on the basis of a small part of the total information available, they do not have the capacity to make optimal decisions.
3. Because people are incapable of integrating a great deal of information, they process information in a sequential fashion.

In summary, people use a selective, stepwise information processing system. This system has limited capacity, and any uncertainty that arises is often ignored.<sup>40</sup>

These findings can have far-reaching disclosure implications for accountants. The current trend of the FASB and SEC is to require the disclosure of more and

39. See, for example, R. Libby and B. Lewis, "Human Information Processing Research in Accounting: The State of the Art," *Accounting Organizations and Society* 2, no. 3 (1977): 245–268.

40. For a more thorough discussion, see R. M. Hogarth, "Process Tracing in Clinical Judgments," *Behavioral Science* (September 1974): 298–313.



more information. But if the tentative conclusions of the HIP research are correct, these additional disclosures might have an effect opposite to that intended. The goal of the FASB and SEC is to provide all relevant information so that people can make informed decisions about a company. However, the annual reports might already contain more information than can be adequately and efficiently processed by their readers.

Research is needed to determine how the selective processing of information by individuals is transformed into the marketplace consensus described by the EMH and to determine the most relevant information to include in corporate annual reports. Once these goals have been accomplished, accountants will have taken a giant step in determining what information to disclose about accounting entities.

### Critical Perspective Research

Our earlier discussion of EMH, behavioral finance, CAPM, agency theory, and HIP includes references to research studies that attempted to test the hypotheses on which these theories were built. Such testing carries the assumptions that knowledge of facts can be gained by observation and that accounting research is completely objective. Critical perspective research rejects the view that knowledge of accounting is grounded in objective principles. Rather, researchers adopting this viewpoint share a belief in the indeterminacy of knowledge claims. Their indeterminacy view rejects the notion that knowledge is externally grounded only through systems of rules that are superior to other ways of understanding phenomena. Critical perspective researchers attempt to interpret the history of accounting as a complex web of economic, political, and accidental co-occurrences.<sup>41</sup> They have also argued that accountants have been unduly influenced by one particular viewpoint in economics (utility-based, marginalist economics). The economic viewpoint holds that business organizations trade in markets that form part of a society's economy. Profit is the result of these activities and indicates the organization's efficiency in using society's scarce resources. In addition, critical perspective researchers maintain that accountants also take as given the current institutional framework of government, markets, prices, and organizational forms,<sup>42</sup> with the result that accounting serves to aid certain interest groups in society to the detriment of other interest groups.<sup>43</sup>

Critical perspective research views mainstream accounting research as being based on the view that a world of objective reality exists independently of human beings, has a determinable nature, and can be observed and known through research. Consequently, people are not seen as makers of their social reality; instead, they are viewed as possessing attributes that can be objectively described

41. C. Edward Arrington and Jere R. Francis, "Letting the Chat Out of the Bag: Deconstruction, Privilege and Accounting Research," *Accounting, Organizations and Society* (1989): 1.

42. Wai Fong Chua, "Radical Development in Accounting Thought," *The Accounting Review* (October 1986): 610.

43. Anthony M. Tinker, Barbara D. Merino, and Marilyn D. Neimark, "The Normative Origins of Positive Theories, Ideology and Accounting Thought," *Accounting Organizations and Society* (1982): 167.

(i.e., leadership styles or personalities).<sup>44</sup> The critical perspectivists maintain that mainstream accounting research equates normative and positive theory—that is, what is and what ought to be are the same. They also maintain that mainstream accounting research theories are put forth as attempts to discover an objective reality, and there is an expressed or implied belief that the observed phenomena are not influenced by the research methodology. In summary, this branch of accounting theory, mainstream accounting research, is based on a belief in empirical testability.

In contrast, critical perspective research is concerned with the ways societies, and the institutions that make them up, have emerged and can be understood.<sup>45</sup> Research from this viewpoint is based on three assumptions:

1. Society has the potential to be what it is not.
2. Conscious human action is capable of molding the social world to be something different or better.
3. Assumption 2 can be promoted by using critical theory.<sup>46</sup>

Using these assumptions, critical theory views organizations in both a historic and a societal context. It seeks to detect any hidden meanings that reside in these contexts, and it is concerned with the power of multinational corporations and the resultant distributions of benefits and costs to societies. Critical theory also does not accept the belief of mainstream accounting theories that organizations survive because they are maximally efficient; rather, it maintains that the methods of research are biased in favor of achieving that conclusion.<sup>47</sup>

## The Relationship among Research, Education, and Practice

---

Research is necessary for effective theory development. In most professional disciplines, when research indicates that a preferable method has been found to handle a particular situation, the new method is taught to students, who then implement the method as they enter their profession. Simply stated, research results in education that influences practice. For example, physicians once believed that patients undergoing major surgery needed long periods of bed rest for effective recovery. However, subsequent research indicated that immediate activity and exercise improved recovery rates. Consequently, it is now common practice for doctors to encourage their surgery patients to begin walking and exercising as soon as it is feasible to do so.

The accounting profession has been criticized for not following this model.<sup>48</sup> In fact, before the FASB's development of the conceptual framework, research and normative theory had little impact on accounting education. During this previous period, students were taught current accounting practice as the desired state

44. See, for example, the discussion of J. Young, "Making Up Users," in Chapter 2.

45. Richard C. Laughlin, "Accounting Systems in Organizational Contexts: A Case for Critical Theory," *Accounting, Organizations and Society* (1987): 482.

46. *Ibid.*, 483.

47. Walter R. Nord, "Toward an Optimal Dialectical Perspective: Comments and Extensions on Neimark and Tinker," *Accounting, Organizations and Society* (1986): 398.

48. See, for example, Robert R. Sterling, "Accounting Research, Education and Practice," *Journal of Accountancy* (September 1973): 44–52.

of affairs, and theoretically preferred methods were rarely discussed in accounting classrooms. As a result, the use of historical cost accounting received little criticism from accounting educators, because it was the accepted method of practice, even though it has little relevance to current decision making. Think about where the medical profession might be today if it had adopted a similar policy—doctors might still be using the practice of bloodletting to cure diseases.

The development of the conceptual framework and the refinements of the various theories on the outcomes of accounting are serving to elevate the relationship of research, education, and practice to a more desirable state. For example, historical cost accounting has been openly referred to in a disparaging manner as “once-upon-a-time accounting.” Subsequently, *SFAS No. 115* (see FASB ASC 320 and *SFAS No. 157*) required certain marketable securities to be valued at their market values (see Chapters 7, 8, and 9). The recent highly publicized accounting frauds, such as that perpetrated by Enron, have resulted in new schools of thought, such as those advocated by the critical perspective theorists, and are forcing both educators and practitioners to rethink previously unquestioned practices.<sup>49</sup> Nevertheless, additional progress is still needed, traditions are difficult to overcome, and accountants as a group are not known to advocate a great deal of rapid change.

---

## Cases

---

- **Case 4-1 Capital Asset Pricing Model**

The capital asset pricing model illustrates how risk is incorporated into user decision models.

*Required:*

Discuss the capital asset pricing model, including systematic and unsystematic risk,  $\beta$ , the relationship between risk and return, how to avoid risk, and the relationship of  $\beta$  to stock prices.

- These meetings may include discussion of issues that the Monitoring Board has referred for timely consideration to the IFRS Foundation or the IASB, and of any proposed resolution of those issues by the IFRS Foundation or IASB.

- **Case 4-2 Supply and Demand**

The efficient market hypothesis is an extension of the supply and demand model.

*Required:*

- Discuss the assumptions of the supply and demand model inherent in the EMH.
- Why is the securities market viewed as a good example of the supply and demand model?
- Discuss the three forms of the EMH.

49. Richard C. Breeden, chairman of the SEC, in testimony before the U.S. Senate Committee on Banking, Housing, and Urban Affairs, September 1990.

### Case 4-3 Behavioral Finance

Criticisms of the EMH and the rational market theory were arising as far back as the early 1970s. These critics were noting events that could not be explained by the EMH. These unexplainable results were termed *anomalies*. Four basic types of anomalies have been identified: calendar anomalies, value (fundamental) anomalies, technical anomalies, and other anomalies. Contemporaneously with the identification of financial market anomalies, a new theory of financial markets arose that has been termed behavioral finance.

*Required:*

- a. Discuss the four basic types of anomalies.
- b. Define the concept of behavioral finance.
- c. What are some of the most common cognitive biases in finance?

### Case 4-4 Research Methodology

Various research methodologies are available with which to study the development of accounting theory.

*Required:*

Discuss the deductive, inductive, and pragmatic research methods. Include in your discussion examples of accounting research that used each method.

### Case 4-5 Agency Theory

Agency theory provides an explanation for the development of accounting theory.

*Required:*

Discuss agency theory, including its basic assumptions, agency relationships, why the political process affects agency relationships, and why it does or does not explain accounting theory.

### Case 4-6 Human Information Processing

The study of the ability of individuals to interpret information is classified as human information processing research.

*Required:*

Discuss human information processing research. What is the general finding of this research? What are the consequences of this finding? What effect do these consequences have on accounting?

### Case 4-7 Critical Perspective Research

Critical perspective research views accounting in a manner somewhat different from traditional accounting research.

*Required:*

- a. What is critical perspective research?
- b. How does it differ from traditional accounting research?
- c. What are the three assumptions of critical perspective research?

### Case 4-8 Economic Consequences

- The FASB has issued *SFAS No. 106*, “Employers’ Accounting for Postretirement Benefits Other Than Pensions” (see FASB ASC 715) and *SFAS No. 112*, “Employers’ Accounting for Postemployment Benefits” (see FASB ASC 712). These pronouncements required companies to change from accounting for benefits, such as health care, that are paid to former employees during retirement on a pay-as-you-go basis to recognizing the expected cost of benefits during employment. As a result, companies must accrue and report expenses today, thereby reducing income and increasing liabilities.

Some have argued that these pronouncements will cause employers to reduce or eliminate postretirement and postemployment benefits. It is not necessary for you to know the particulars of implementing either of these standards to address the issues described below.

*Required:*

- a. Should financial reporting requirements affect management’s decision-making process? Discuss. Should management reduce or eliminate postretirement or postemployment benefits simply because of the new pronouncement? Discuss.
- b. Are there social costs associated with these pronouncements? Explain.
- c. What would critical perspective proponents say about the potential and/or actual impact of these pronouncements?
- d. What would mainstream accounting proponents say about the potential and/or actual impact of these pronouncements?

### Case 4-9 Financial Statement Disclosure

Current accounting for leases requires that certain leases be capitalized. For capital leases, an asset and the associated liability are recorded. Whether or not the lease is capitalized, the cash flows are the same. The rental payments are set by contract and are paid over time at equally spaced intervals.

*Required:*

- a. If one of the objectives of financial reporting is to enable investors, creditors, and other users to project future cash flows, what difference does it make whether we report the lease as a liability or simply describe its terms in footnotes? Discuss.
- b. The efficient market hypothesis states that all available information is im-pounded in security prices. In an efficient capital market, would it make a

difference whether the lease is reported as a liability or simply described in footnotes? Explain.

- c. When there are debt covenants that restrict a company's debt-to-equity ratio and when debt levels rise relative to equity, management may be motivated to structure leasing agreements so that they are not recorded as capital leases. Discuss this motivation in terms of agency theory.

## **FASB ASC Research**

---

### **FASB ASC 4-1 Employee Stock Options**

According to agency theory, linking management pay to stock price changes through stock option plans and other forms of stock-based compensation should better align management's goals with those of stockholders. At the same time, if stock options are measured at their fair value, an expense would be recorded and any portion of management's bonus that is based on accounting earnings may be negatively affected. Search the FASB ASC database to determine whether companies are required to report an expense for employee stock options measured at the option's fair value. Copy and paste your findings, citing the source. Then write a brief summary of what you found.

## **Room for Debate**

---

### **Debate 4-1 The Efficient Market Hypothesis and Accounting Information**

It has been argued that by the time financial statements are issued, the market price of shares already reflects the information contained in them; hence, accounting information is not relevant. The arguments for both debate teams should address all three forms of the EMH.

#### *Team Debate*

- Team 1: Present arguments that given the EMH, accounting information is relevant.
- Team 2: Present arguments that given the EMH, accounting information is irrelevant.

### **Debate 4-2 Critical Perspective versus Mainstream Accounting**

Proponents of critical perspectives research believe that mainstream accounting research relies on assumptions that are considered in a vacuum, which does not mirror reality.

#### *Team Debate:*

- Team 1: Present arguments supporting critical perspective research.
- Team 2: Present arguments supporting traditional, mainstream accounting research.

### Debate 4-3 Positive versus Normative Accounting Theory

A comprehensive theory of accounting has yet to be developed.

#### *Team Debate*

Team 1: Present arguments that support reliance on positive theory to develop a general theory of accounting.

Team 2: Present arguments that support reliance on normative theory to develop a general theory of accounting.

## CHAPTER 5

---

# Income Concepts

---

The primary objective of financial accounting is to provide information useful to investors in making predictions about enterprise performance. The emergence of income reporting as the primary source for investor decision making has been well documented, and income reporting aids economic society in a variety of ways.<sup>1</sup> For example, the Study Group on Business Income documented the need for the income concept in society, and Alexander discussed the following uses of income in this work:

1. As the basis of one of the principal forms of taxation
2. In public reports as a measure of the success of a corporation's operations
3. As a criterion for determining the availability of dividends
4. By rate-regulating authorities for investigating whether those rates are fair and reasonable
5. As a guide to trustees charged with distributing income to a life tenant while preserving the principal for a remainderman
6. As a guide to management of an enterprise in the conduct of its affairs<sup>2</sup>

Income determination is also important because a company's value is related to its current and future earnings. Since the 1970s, the relationship of accounting

1. Clifford D. Brown, "The Emergence of Income Reporting: An Historical Study," Michigan State University Business Studies (East Lansing, MI: Division of Research, Graduate School of Business Administration, Michigan State University, 1971).

2. Sidney S. Alexander, "Income Measurement in a Dynamic Economy," *Five Monographs on Business Income* (New York: Study Group on Business Income, 1950), 6.



information to the value of the enterprise has been of interest to accounting researchers. In Chapter 4, the efficient markets hypothesis (EMH) was introduced. EMH holds that a company's stock price reflects market consensus expectations about a company's future earnings and cash flows while simultaneously incorporating information about the economy and competitor actions. The stock price changes in response to new information that is received periodically, such as quarterly earnings information.

As discussed in Chapter 4, the performance of many large companies is closely followed by financial analysts who provide quarterly earnings estimates. When actual quarterly earnings exceed the financial analysts' consensus estimates, a positive surprise earnings announcement occurs and a company's stock price increases *ceteris paribus*.<sup>3</sup> For a negative surprise, the reverse is true. This issue may be further complicated by the existence of a whisper number for closely followed companies. A *whisper number* occurs when some financial analysts' estimates of a company's quarterly earnings differ from their original estimate as the reporting date approaches. Whisper numbers have come from a variety of sources, but in the past, it was often an employee or insider who leaked them and they were reserved for the wealthy clients of top brokerages.

In the past, the existence of a whisper number could cause additional positive or negative earnings announcement surprises and also affect the company's stock price. For example, on January 18, 2000, Microsoft's share price rose to \$116.50 in anticipation of the company's expected positive earnings surprise announcement the next day (its whisper number). However, when the earnings announcement was made on January 19, the value of Microsoft's shares dropped 8 percent to 107. Microsoft's actual earnings per share for the quarter were \$0.44 as opposed to an estimate of \$0.42, but analysts attributed much of the drop in price to Microsoft's inability to meet the whisper number of \$0.49. However, other factors that might have contributed to this decline were the company's ongoing problems with the U.S. Justice Department and management's expressed concern about the company's ability to meet future revenue expectations. This issue is particularly relevant for the discussions of materiality, earnings quality, and earnings management later in the chapter.

The current increased regulatory scrutiny of the brokerage industry has made it much more difficult for investors to get a whisper number. For example, regulations like Sarbanes–Oxley provide for stricter rules in how companies disclose their financial data. Employees, financial professionals, and brokerages also face significant penalties if they provide insider earnings data to a select group of people. Although it is impossible to know the extent to which whisper numbers still circulate among the wealthy, it is highly unlikely that a small investor could access this data. For these reasons, a revised definition—a company's forecasted future earnings according to the collective expectations of individual investors—is more relevant. Under this definition, a whisper number could be compiled by a website polling its visitors to come up with a whisper number using their own individual analyses of a company's financial statements, market trends, and so forth.

Despite the wide use of the income concept in our economy, there is a general lack of agreement as to the proper definition of *income*. Disagreement is most noticeable when the prevailing definitions used in the disciplines of economics and accounting are analyzed. Although there is general agreement that economics

3. Assuming all other variables remain unchanged.

and accounting are related sciences and that both are concerned with the activities of businesses and deal with similar variables, there has been a lack of agreement between the two disciplines regarding the proper timing and measurement of income. As a consequence, a good deal of debate has occurred over the relative importance of the balance sheet and the income statement in determining income. Those who adopt the balance sheet viewpoint see income as the increase in net worth (net increase in asset values) that has occurred during a period; this is the economic approach. Those favoring the income statement approach view income as the result of certain activities that have taken place during a period. They also view the balance sheet as a list of items that remain after income has been determined by matching costs and revenues; this is the transactions approach. Reconciliation between these two viewpoints requires the following questions to be addressed: What is the nature of income? and When should income be reported?

## The Nature of Income

---

Income may take various forms; for example, Bedford noted that the literature usually discusses three basic concepts of income:

1. *Psychic income* refers to the satisfaction of human wants.
2. *Real income* refers to increases in economic wealth.
3. *Money income* refers to increases in the monetary valuation of resources.<sup>4</sup>

These three concepts are all important, but each has one or more implementation issues. The measurement of psychic income is difficult, because the human wants are not quantifiable and are satisfied on various levels as an individual gains real income.<sup>5</sup> Money income is easily measured but does not take into consideration changes in the value of the monetary unit. Economists generally agree that the objective of measuring income is to determine how much better off an entity has become during some period of time. Consequently, economists have focused on the determination of real income. The definition of the economic concept of income is usually credited to the economist J. R. Hicks, who stated:

The purpose of income calculation in practical affairs is to give people an indication of the amount which they can consume without impoverishing themselves. Following out this idea it would seem that we ought to define a man's income as the maximum value which he can consume during a week, and still expect to be as well off at the end of the week as he was at the beginning.<sup>6</sup>

The Hicksian definition emphasizes individual income; however, the concept can also be used as the basis for determining business income by changing the word *consume* to *distribute*. *Well-offness* at the beginning and end of each accounting period would be the amount of net assets (assets minus liabilities) available to

4. Norton M. Bedford, *Income Determination Theory: An Accounting Framework* (Reading, MA: Addison Wesley, 1965), 20.

5. See, for example, Abraham H. Maslow, *Motivation and Personality* (New York: Harper & Bros., 1954), ch. 5.

6. J. R. Hicks, *Value and Capital* (Oxford: Clarendon Press, 1946), 7.

conduct the affairs of the business entity. Business income would be the change in net assets resulting from business activities during the accounting period. Thus, business income would be the change in net assets during the accounting period, exclusive of investments by owners and distributions to owners. This concept of income determination, termed the *capital maintenance* concept by accountants, holds that no income should be recognized until capital (equity, or net assets) has been retained and costs recovered. From a practical standpoint, however, there is disagreement regarding the appropriate measurement of well-offness (the value of net assets). Alternative approaches to implement a capital-maintenance approach are discussed in the following section.

## Capital-Maintenance Concepts

The occurrence of income implies a return on invested capital. A return on invested capital occurs only after the amount invested has been maintained or recovered. Consequently, a concept of capital maintenance is critical to distinguishing between a *return of* and a *return on* invested capital, and thus to the determination of income.

As discussed in Chapter 3, there are two primary concepts of capital maintenance: financial capital maintenance and physical capital maintenance. *Financial capital maintenance* occurs when the financial (money) amount of enterprise net assets at the end of the period exceeds the financial amount of net assets at the beginning of the period, excluding transactions with owners. This view is transactions-based. It is the traditional view of capital maintenance employed by financial accountants.

*Physical capital maintenance* implies that a return on capital (income) occurs when the physical productive capacity of the enterprise at the end of the period exceeds its physical productive capacity at the beginning of the period, excluding transactions with owners. This concept implies that income is recognized only after providing for the physical replacement of operating assets. Physical productive capacity at a point in time is equal to the current value of the net assets employed to generate earnings. *Current value* embodies expectations regarding the future earning power of the net assets.

The primary difference between physical capital maintenance and financial capital maintenance lies in the treatment of holding gains and losses. A holding gain or loss occurs when the value of a balance sheet item changes during an accounting period. For example, when land held by a company increases in value, a holding gain has occurred. Proponents of physical capital maintenance consider holding gains and losses as returns of capital and do not include them in income. Instead, holding gains and losses are treated as direct adjustments to equity. Conversely, under the financial capital maintenance concept, holding gains and losses are considered as returns on capital and are included in income.

## Current-Value Accounting

The concept of physical capital maintenance requires that all assets and liabilities be stated at their current values. The most common approaches to current-value measurement are entry price or replacement cost, exit value or selling price, and discounted present value of expected future cash flows. Each of these approaches is discussed briefly to demonstrate their strengths and weaknesses.

## Entry Price or Replacement Cost

When productive capacity is measured using replacement cost, assets are stated at the cost to replace them with similar assets in similar condition. To maintain the entity's physical productive capacity, it must generate enough cash flows to provide for the physical replacement of operating assets. To determine income under this approach, revenues are matched against the current cost of replacing these assets. Consequently, income can be distributed to the owners without impairing the physical capacity to continue operating into the future.<sup>7</sup> As a result, the appropriateness of using the entry-value approach relies on the accounting assumption of business continuity.

According to Edwards and Bell, current entry prices allow the assessment of managerial decisions to hold assets by segregating current-value income (holding gains and losses) from current operating income.<sup>8</sup> Under the assumption that operations will continue, this dichotomy allows the long-run profitability of the enterprise to be assessed. The recurring and relatively controllable profits can be evaluated vis-à-vis factors that affect operations over time but are beyond the control of management. Replacement cost provides a measure of the cost to replace the current operating capacity, and hence a means of evaluating how much the firm can distribute to stockholders and still maintain its productive capacity.

Nevertheless, numerous measurement problems are encountered in determining replacement cost values. The firm may be able to determine precisely the replacement cost for inventories and certain other assets; for many assets, however, especially the physical plant, there might not be a ready market from which to acquire replacement assets. In such cases, the firm might have to get the assets appraised in order to arrive at an approximation of their current replacement values.

An alternative approach to approximate replacement cost is to use a specific purchasing power index. A specific price index is designed to measure what has happened to the prices of a specific segment of the economy, for example, equipment used in an industry such as steel or mining. Application of a specific purchasing power index should provide a reasonable approximation of replacement cost as long as the price of the asset being measured moves in a manner similar to assets in the industry.

Finally, the relevance of entry values has been questioned. Sterling argued that the entry value of unowned assets is relevant only when asset purchases are contemplated. For owned assets, entry value is irrelevant to what could be

7. S. Davidson and R. L. Weil. "Inflation Accounting: The SEC Proposal for Replacement Cost Disclosures," *Financial Analyst Journal* (March/April 1976): 58, 60. Experiments using entry price or replacement cost measurements were first attempted in the 1920s. Renewed interest in this approach to asset valuation and income determination was generated in the 1960s by, among others, E. O. Edwards and P. W. Bell, *Theory and Measurement of Business Income* (Berkeley: University of California Press, 1961), 33–69; Robert T. Sprouse and Maurice Moonitz, "A Tentative Set of Broad Accounting Principles for Business Enterprises," *Accounting Research Study No. 3* (New York: AICPA, 1962); and a committee of the American Accounting Association, *A Statement of Basic Accounting Theory* (Evanston, IL: AAA, 1966).

8. Edwards and Bell, *Theory and Measurement of Business Income*, 73.

realized upon sale of those assets, and to their purchase, because they are already owned.<sup>9</sup> Moreover, the current replacement cost of a company's assets does not measure the capacity, on the basis of present holdings, to make decisions to buy, hold, or sell in the marketplace.<sup>10</sup> In short, the contention is that it does not disclose the entity's ability to adapt to present decision alternatives.

## Exit Value or Selling Price

Another approach to determining current value is exit value or selling price.<sup>11</sup> This valuation approach requires the assessment of each asset from a disposal point of view. Each asset—inventory, plant, equipment, and so on—would be valued based on the selling price that would be realized if the firm chose to dispose of it. In determining the cash-equivalent exit price, it is presumed that the asset will be sold in an orderly manner, rather than being subject to forced liquidation. This issue has gained additional prominence with the issuance of *SFAS No. 157*, "Fair Value Measurements" (see FASB ASC 820, discussed in Chapter 7).

Because holding gains and losses receive immediate recognition, the exit-price approach to valuation completely abandons the realization principle for the recognition of revenues. The critical event for earnings-recognition purposes becomes the point of purchase rather than the point of sale.

Chambers and Sterling contend that exit prices have decision relevance. Accordingly, during each accounting period, management decides whether to hold, sell, or replace the assets. It is argued that exit prices provide users with better information to evaluate liquidity and thus the ability of the enterprise to adapt to changing economic stimuli. Because management has the option of selling the asset, exit price provides a means of assessing downside risk. It measures the current sacrifice of holding the asset and thereby provides a guide for evaluating management's stewardship function.

Like entry prices, determining exit values also poses measurement problems. First, there is the basic problem of determining a selling price for assets such as property, plant, and equipment, for which there is no ready market. Second, the notion that exit price should be based on prices arising from sales in the normal course of business, rather than forced liquidation, may be feasible for assets such as inventory but may be impracticable, if not impossible, for the physical plant, because it would not be disposed of in the normal course of business.

One can argue that replacement costs are more relevant measures of the current value of fixed assets, whereas exit values are better measures of the current value of inventory items. Because management intends to use rather than sell fixed assets, the fixed assets' value in use is what it would cost to replace them. On the other hand, inventory is purchased for resale. Consequently, its value is directly related to its selling price to customers.

Finally, exit value or selling price is inconsistent with the concept of physical capital maintenance. Selling prices generate the cash inflows that must cover

9. Robert R. Sterling, *Toward a Science of Accounting* (Houston: Scholars Book Co., 1979), 124.

10. Raymond J. Chambers, *Accounting Evaluation and Economic Behavior* (Englewood Cliffs, NJ: Prentice Hall, 1966), 92.

11. Exit price was first advocated by Kenneth MacNeal in "Truth in Accounting." (Originally published in 1939; reissued in 1970 by Scholars Book Company, Lawrence, Kansas).

the expected cost of replacing operating assets before a return on capital can be distributed to owners. Exit value is a type of opportunity cost. It measures the sacrifice of holding an asset rather than the expected cost of replacing it. Moreover, physical capital maintenance is based on the concept of continuity, not liquidation.

## Discounted Present Value

A third approach to the measurement of net asset value is discounted cash flow. According to this concept, the present value of the future cash flows expected to be received from an asset (or disbursed for a liability) is the relevant value of the asset (or liability) that should be disclosed in the balance sheet. Under this method, income is equal to the difference between the present value of the net assets at the end of the period and their present value at the beginning of the period, excluding the effects of investments by owners and distributions to owners. This measurement process is similar to the economic concept of income, because discounted present value is perhaps the closest approximation of the actual value of the assets in use, and hence may be viewed as an appropriate surrogate measure of well-offness.

A strong argument can be made for the concept of discounted cash flow. All assets are presumed to be acquired for the future service potential they provide to the firm. Furthermore, there is a presumption that the initial purchase price was paid because of a belief that the asset would generate sufficient revenue in the future to make its acquisition worthwhile. Thus, either implicitly or explicitly, the original cost was related to the present value of expected cash flows. It follows that the continued use of the asset implies that its value in use is related to expected future cash flows. Hence, the change in expected future cash flows and thus present value from one period to the next is decision relevant. Moreover, presumably the present value at the end of the period would approximate what the company would be willing to invest to purchase a similar asset and thereby maintain its physical operating capacity. Consequently, the resulting income measurement is consistent with the physical capital maintenance concept of income.

The use of present-value measurements in accounting gained additional momentum by the FASB's issuance of *SFAC No. 7*, "Using Cash Flow Measurements and Present Value Measurements in Accounting," and *SFAS No. 157* (see FASB ASC 820). Nevertheless, three major measurement problems are associated with the concept of discounted cash flow. First, the concept depends on an estimate of future cash flows by time periods. As a result, both the amounts of the cash flows to be generated in the future and the timing of those cash flows must be determined.

The second problem is selection of an appropriate discount rate. Because a dollar received in the future is not as valuable as a dollar received today, the expected future cash flows must be discounted to the present. Theoretically, the discount rate should be the internal rate of return on the asset. However, this rate can only be approximated, because knowledge of the exact rate of return would require exact knowledge of the amounts and timing of future cash flows expected when the asset was purchased.

The third problem arises because a firm's assets are interrelated. Revenues are generated by the combined use of a company's resources. Therefore, even if the company's future cash flows and the appropriate discount rate could be precisely determined, it would not be practicable to determine exactly how much each

asset contributed to those cash flows. As a result, the discounted present value of individual firm assets cannot be determined and summed to determine the present value of a company.

Use of present-value techniques to measure current value can be only as valid as the estimates of the amounts and timing of future cash flow and the appropriateness of the discount factor. To the extent that these estimates approximate reality, the measurement of the present value of future service potential is probably the most relevant measurement to disclose on the balance sheet. In other words, this measurement is relevant in the sense that the balance sheet would provide information about the ability of the assets to produce income in the future.

## Current Value and the Historical Accounting Model

Although the current accounting model relies heavily on historical cost, recent pronouncements and discussion memorandums issued by the FASB indicate a move toward providing more current value information. One of the first examples of the disclosure of current cost information was *SFAS No. 33* (since superseded by FASB ASC 255) that established guidelines for reporting supplementary current cost information for certain assets by large, publicly traded companies. Additionally, *SFAS No. 115* (see FASB ASC 320, discussed in Chapter 8) requires that investments in certain financial instruments be reported at fair value and *SFAS No. 157*, “Fair Value Measurements” (see FASB ASC 820), specifies how to measure fair value (see Chapter 7).

## Income Recognition

---

In an attempt to overcome the measurement problems associated with using the economic concept of income, accountants originally took the position that a *transactions approach* should be used to account for assets, liabilities, revenues, and expenses. This approach relies on the presumption that the elements of financial statements should be reported when there is evidence of an outside exchange (or an “arm’s length transaction”). Transactions-based accounting generally requires that reported income be the result of dealings with entities external to the reporting unit and gives rise to the realization principle. The *realization principle* holds that income should be recognized when the earnings process is complete or virtually complete and an exchange transaction has taken place. The exchange transaction is the basis of accountability and determines both the timing of revenue recognition and the amount of revenue to be recorded. The resulting financial statements are expressed in terms of financial capital (money) invested in net assets and a return on that investment to stockholders. Consequently, traditional transactions-based accounting is consistent with the financial capital maintenance concept.

Transactions-based accounting contrasts with the economic concept of income in that accounting income is determined by measuring only the *recorded* net asset values, exclusive of capital and dividend transactions, during a period. The accounting concept of income generally does not attempt to place an expected value on the firm or to report on changes in the expected value of assets or liabilities.

Empirical research has indicated that accounting income is related to market-based measures of income such as stock returns, and security prices respond to the



information content in financial statements.<sup>12</sup> Nevertheless, the transactions-based approach to income determination has been criticized for not reporting all relevant information about business entities. Those who favor a more liberal interpretation of the income concept argue that income should include all gains and losses in assets or liabilities held by an entity during a particular period regardless of whether they are realized or unrealized.<sup>13</sup>

Edwards and Bell suggested that with only slight changes in present accounting procedures, four types of income can be isolated:

1. *Current operating profit*: the excess of sales revenues over the current cost of inputs used in production and sold
2. *Realizable cost savings*: the increases in the prices of assets held during the period
3. *Realized cost savings*: the difference between historical costs and the current purchase price of goods sold
4. *Realized capital gains*: the excess of sales proceeds over historical costs on the disposal of long-term assets

Edwards and Bell contended that these measures are better indications of well-offness and provide users more information with which to analyze enterprise results.<sup>14</sup>

Sprouse, in elaborating on the findings of ARS No. 3, discussed the concept through a series of questions and stated: "Because ownership interests are constantly changing hands, we must strive for timely recognition of measurable change, and in so doing we must identify the nature of the changes."<sup>15</sup> He noted that as currently reported income may be seen as composed of three elements with considerably different economic importance. For, example, consider the following questions: 1. Is the gross margin truly the result of operations, that is the difference between the current selling prices of products and the current costs of producing products, both measured in current dollars? 2. How much of the company's income is not due to the result of its operations but is the result of changes in the value of a significant asset, for example, a large supply of raw material, or an inventory of oil? Such changes are apt to be fortuitous and unpredictable and consequently need to be segregated, if financial statements are to be interpreted meaningfully and if rational investment decisions are to be based on income measurements. 3. Finally, how much of what is now reported as income is not really income but rather the result of using a current unit of measurement for revenues and an obsolete unit measurement for costs, for example, particularly depreciation?

12. Ray Ball and Philip Brown, "An Empirical Evaluation of Accounting Income Numbers," *Journal of Accounting Research* (Autumn 1968): 159–178.

13. The initial impetus for this broader measure of income is found in Edwards and Bell, *Theory and Measurement of Business Income*; and R. T. Sprouse and M. Moonitz, *A Tentative Set of Broad Accounting Principles for Business Enterprises*, "Accounting Research Study No. 3" (New York: AICPA, 1962).

14. Edwards and Bell, *Theory and Measurement of Business Income*, 111.

15. Robert T. Sprouse, "The Radically Different Principles of Accounting Research Study No. 3," *Journal of Accountancy* (May 1964): 66.



The major change advocated by both Edwards and Bell and *ARS No. 3* is the reporting of unrealized (holding) gains or losses in the net assets of the entity during the period. Proponents claim that reporting holding gains and losses would increase the information content of published financial statements. This argument focuses on two main points: windfall gains and losses from holding specific assets and liabilities should be reported as they occur, and changes in the measuring unit should be eliminated from the reporting process—that is, financial statements should be adjusted for the effects of inflation. The effect on income of failing to record holding gains and losses is illustrated by the following example. Suppose two individuals, A and B, purchase adjoining 100-acre plots of land for \$100,000 on January 1, 2012. Assume that the appraisal value of these plots of land rises to \$150,000 on December 31, 2012, and that A sells his land on this date and B retains hers. Traditional accounting practice allows A to recognize a gain of \$50,000, whereas B cannot record her gain because it has not been realized by an arm's length transaction. This difference occurs even though the economic substance of both events is essentially the same. This example illustrates the impact of the transactions approach to income determination.

More recently, the FASB has adopted a balance sheet approach that defines income as the periodic change in net assets. This change was necessary because over time, the FASB had succumbed to pressure from some users of financial statements to endorse the current operating performance approach to income determination (see Chapter 6) by allowing certain changes in assets and liabilities to bypass the income statement. These practices resulted in concerns by academics and investment analysts that centered around two issues: the difficulty that users have in uncovering relevant information that is buried in the income statement and the balance sheet and the importance and impact of these items on equity valuation.<sup>16</sup> In reaction to these concerns, the FASB issued *SFAS No. 130*, "Comprehensive Income" (see FASB ASC 220). *Comprehensive income* is defined as all changes in net assets other than transactions with owners. The major objective of this statement is to give the other comprehensive income items (changes in assets and liabilities that are not disclosed on the income statement) equal prominence with the net income number within the financial statements. (See Chapter 6 for a further discussion of comprehensive income.)

## Measurement

The reporting of business income assumes that all items of revenue and expense are capable of being measured. One requirement of measurement is that the object or event is capable of being ordered or ranked in respect to some property. Measurement is the assigning of numbers to objects or events according to rules. It is also a process of comparison in order to obtain more precise information to distinguish one alternative from another in a decision situation.

The accounting measuring unit in the United States is the dollar; however, the instability of the measuring unit causes major problems. For example, consider the room you are now in. If you were to measure its width in feet and inches today, next week, and next year, accurate measurements would give the same result each time. In contrast, the accounting measurement of sales undoubtedly

16. D. Beresford, T. Johnson, and C. Reither, "Is a Second Income Needed?" *Journal of Accountancy* (April 1996): 69–72.

differs each year even if exactly the same numbers of units are sold. Much of this difference is the result of changes in the value of the dollar.

Another factor that complicates accounting measurement is that arbitrary decisions must be made for periodic reporting purposes. Depreciation, depletion, and amortization are all examples of arbitrary and inexact measurement techniques that complicate the measurement process. Because changes in the measurement unit and arbitrary measurements caused by the necessity of periodic presentation persist, the users of accounting information should recognize the inherent limitations in the use of measurement techniques in accounting.

## Accounting for Inflation

A primary cause of instability in the accounting measuring unit is the effect of inflationary or deflationary forces in the economy as a whole that have a general impact on the purchasing power of the dollar. Sweeney proposed that to be meaningful, financial statement elements should be measured in common-sized dollars that reflect the same level of purchasing power so that they can be properly added together to get a valid result.<sup>17</sup> These measurements are termed *general purchasing power adjustments*. They are not intended to measure the value of assets and liabilities; rather, they are intended to allow assessment of the effects of changes in the general price level. For example, holding receivables during an inflationary period means that when they are collected, the dollars received are worth less than they would have been if the sales had been made for cash. The result is a loss of purchasing power. General purchasing power adjustments would result in financial statements that would report gains and losses in purchasing power.

Inflation erodes the purchasing power of net monetary assets (receivables minus payables). Purchasing power losses negatively affect the value of the money capital invested in the firm's net assets. Income measured as the change in price level adjusted net assets from the beginning of the period to the end of the period, exclusive of transactions with owners, would reflect the erosion of the monetary capital investment and is therefore consistent with the financial capital maintenance concept of income determination. Proponents of inflation-adjusted financial statements contend that these adjustments are necessary if income is to measure the increase in well-offness from one period to the next.<sup>18</sup>

## Revenue Recognition and Realization

There has been confusion in accounting literature over the precise meaning of the terms *recognition* and *realization*. *Recognition* is the formal process of reporting a transaction or event in a company's financial statements, whereas *realization* is the process of converting noncash assets to cash or claims to cash. Transactions-based accounting recognizes and reports revenues that are realized or realizable. Hence, accounting recognition relies on determining when realization has occurred. Critics of the accounting process favor the economic concept of real income, whereby revenue is earned continuously over time. Accountants contend that it is not practical

17. Henry W. Sweeney, *Stabilized Accounting* (New York: Harper & Bros., 1936).

18. FASB ASC 255 10 50 11 requires supplemental disclosures if income from continuing operations on a current-cost constant purchasing power basis would differ significantly from income from continuing operations in the primary financial statements.

to record revenues on a continuous basis. Consequently, accountants must choose an appropriate point in time to record the occurrence of revenue. For a manufacturing company, several possibilities exist, including the acquisition of raw materials, the production of the company's product, the sale of the product, the collection of cash, or the completion of after-sale activities such as product warranties.

In 1964, the American Accounting Association Committee on Realization recommended that the concept of realization could be improved if the following criteria were applied: revenue must be capable of measurement, the measurement must be verified by an external market transaction, and the crucial event must have occurred.<sup>19</sup> The key element in these recommendations is the third criterion. The crucial-event test states that revenue should be realized on the completion of the most crucial task in the earning process. This test results in the recognition of revenue at various times for different business organizations.

The combined use of the crucial-event test and the transactions approach has resulted in accounting income that measures the difference between sales of the company's product (revenue) and costs incurred in the production and sale of that product (expenses).

The FASB defines revenue as "inflows or other enhancements of assets of an entity or settlements of its liabilities (or a combination of both) during a period from delivering or producing goods, rendering services or other activities that constitute the entity's ongoing operations."<sup>20</sup>

Corporations record revenues, which increase their net assets, as a result of their ongoing activities. These activities vary from company to company, but they generally consist of the following steps for a manufacturing company:

1. Ordering raw materials for production
2. Receiving the raw materials
3. Producing the product
4. Marketing the product
5. Receiving customer orders
6. Delivering the product
7. Collecting cash from customers
8. Paying creditors

These steps generally occur in a sequence, and they tend to recur. That being the case, these steps represent a company's "income-producing activities cycle." Depending on the circumstances, a company can recognize revenue and determine income at various points during the cycle. Accordingly, some guidelines are necessary to determine when to recognize revenues and expenses within a company's income-producing activities cycle.

In general, companies usually recognize revenue at the time they sell their product or service (the point of sale); however, a company may either accelerate or delay revenue recognition within its income-producing activities cycle

19. American Accounting Association 1964 Concepts and Standards Research Study Committee, "The Matching Concept," *The Accounting Review* 40 (April 1965): 318.

20. *Statement of Financial Accounting Concepts No. 6*, "Elements of Financial Statements of Business Enterprises" (Stamford, CT: Financial Accounting Standards Board, 1985), para. 79.

owing to the circumstances associated with a sale. All companies face revenue recognition questions that require them to determine when to recognize revenue. For example, Dell Computer Corporation previously followed a build-to-order business model and still sells some of its products in this manner. It first receives orders from customers, then assembles the products, and finally receives payment from the customer after it ships the goods. The question is, when during this cycle should Dell recognize the revenue it receives from customers? On the other hand, the *New York Times* requires customers to pay for subscriptions in advance. Over the course of the year, the company must then fulfill its obligation to deliver newspapers to customers. Again the question is: when during its income-producing activities cycle should the *New York Times* recognize its revenue?

The general guideline of recognizing revenue at the point of sale requires some further explanation. It is not enough to state simply that revenue should be recognized at the point of sale, because so many companies' sales activities differ. Under GAAP, revenue should be recognized when both of the following conditions have been satisfied:

1. *The revenue has been earned.* Revenue is considered earned when a company has accomplished all that it must do to be entitled to the benefits represented by the revenues. Whether or not revenue is earned hinges on whether the firm has substantially completed what it must do to be entitled to the revenue, which often depends on whether or not the firm has accomplished the crucial event in its earnings process. Within most income-producing activities cycles, there is a crucial event that the firm must accomplish to be entitled to the revenues. Such an event can differ across firms or industries.
2. *The revenue has been "realized" or is "realizable."* Realization means that the products or services have been exchanged for cash or claims to cash. Note that the terms *realized* and *realizable* both imply that the revenue can be measured with a reasonable degree of certainty. In other words, the amount of the revenue can be quantified with reasonable assurance of its accuracy. Because the ability to measure the revenue has to occur for it to be realizable, some accountants suggest that measurability and realization are the same thing.

These guidelines are quite broad, and over the years they have resulted in many interpretations. Consequently, the FASB and its predecessors have developed a number of more specific guidelines that focus on the reporting practices in specific industries. Companies in industries associated with long-term construction contracts, regulated utilities, franchises, real estate sales, insurance contracts, and, in some cases, entertainment employ different revenue-recognition practices.

Generally speaking, departures from recording revenue at the point of sales arise because of changes in the degree of certainty surrounding cash collection. If cash collections for a particular transaction have a high degree of *certainty*, then the company may accelerate revenue recognition. For example, a corporate farm entering into a preharvesting contract to sell 10,000 bushels of corn to a grain elevator at \$1.90 a bushel might record its revenue after it counts the bushels of corn. On the other hand, when a high degree of *uncertainty* of cash collection exists—when a major customer files for bankruptcy, for example—revenue recognition may be delayed.

The SEC also addressed problems associated with revenue recognition in *Staff Accounting Bulletin (SAB) No. 101*, “Revenue Recognition in Financial Statements,” and in a companion document, “Revenue Recognition in Financial Statements—Frequently Asked Questions and Answers.” *SAB No. 101* states that if a transaction falls within the scope of specific authoritative literature on revenue recognition, that guidance should be followed; in the absence of such guidance, however, the revenue-recognition criteria in *SFAC No. 5* (revenue should not be recognized until the crucial event has occurred and revenue is measurable) should be followed. However, *SAB No. 101* contains additional requirements for meeting the FASB’s criteria and reflects the SEC staff’s view that the four basic criteria for revenue recognition in *AICPA Statement of Position 972*, “Software Revenue Recognition,” provide a foundation for all basic revenue-recognition principles. These criteria are as follows:

1. Persuasive evidence of an arrangement exists.
2. Delivery has occurred.
3. The vendor’s fee is fixed or determinable.
4. Collectability is probable.

As a result of *SAB No. 101*, many companies had to change their revenue-recognition criteria. For example, Galaxy Enterprises, Inc., a Nevada company engaged in selling Internet and multimedia products, recorded a \$5.26 million change in accounting principle after adopting *SAB No. 101*.

## Delayed or Advanced Revenue Recognition

As discussed earlier, companies usually recognize revenue when they sell their products or services, because the sale fulfills the crucial-event criterion. But recognition may be advanced or delayed owing to circumstances associated with the sale. American Airlines, for example, delays recognizing passenger revenue until the flight is completed, even though the airline usually collects ticket fares in advance. In this case, selling the tickets satisfies the measurability criterion, but the critical-event criterion is not satisfied until the scheduled flight is complete. As a result, American initially records its ticket sales as unearned revenue and defers recognizing the revenue from those sales until they’re “earned.”<sup>21</sup>

All companies must decide when the crucial event and measurability criteria are satisfied. The New York Yankees, for example, must decide when to recognize revenue from season ticket sales. Because the team knows the price it receives

21. The airline revenue recognition process is quite complicated. Each flight coupon is matched against the performance data (uplift data) to determine whether passengers used the tickets they purchased for a particular flight. If so, the sales amount is reported as revenue after the completion of the flight. Otherwise, the airline researches how the flight coupon was actually used by the customer. Flight coupons for each flight are then sent to the accounting department, where they are sorted by flight date and flight origin. To complicate the process further, airlines also generally offer complete routings for their customers, which can contain flights operated by different carriers. Passengers can also rebook at short notice and change the routing. When a customer books flights involving more than one airline, a method for sharing the sales revenue is established in order to properly record revenue.

from the ticket sales, it easily satisfies the measurability criterion when it sells the tickets, but it doesn't satisfy the crucial-event criterion until after the team plays each individual baseball game.

Consider another example. Sears must decide when to recognize revenue from selling extended-warranty contracts on appliances. For these sales, Sears, like the Yankees, satisfies the measurability criterion at the point of sale, but the critical event does not occur until Sears receives warranty claims from its customers. At that point, Sears can measure the amount of warranty expense and then match its expense with its warranty revenues. The requirement to match revenues with the expenses a company incurs to earn them is an important concept that needs to be addressed before turning to special revenue recognition issues. The matching concept is discussed later in the chapter.

Generally, departures from the typical practice of recording revenue at the point of sale result from varying degrees of certainty. When a high degree of certainty is associated with realization, revenue recognition may precede the point of sale. Conversely, the greater the level of uncertainty associated with realization, the greater is the tendency to delay revenue recognition. The degree-of-certainty criterion results in revenue recognition at various points in the production–sale cycle.

### **Revenue Recognized during the Production Process**

When production of the company's product carries over into two or more periods, the allocation of revenue to the various accounting periods is considered essential for proper reporting. In such cases, a method of revenue recognition termed *percentage of completion* may be used. The determination of the percentage completed during an accounting period may be based on predetermined targets, engineering estimates, or the percentage of the expected total costs that were incurred in a particular accounting period. The latter approach requires a known selling price and the ability to reasonably estimate the total costs of the product. It is used in accounting for long-term construction contracts such as roads, ships, and dams. Because the percentage-of-completion method recognizes income as it is earned, rather than waiting until the transaction has been completed, the concept of revenue recognition provides income measurements that are closer to the economic concept of income espoused by Hicks.

### **Revenue Recognized at the Completion of Production**

When the company's product can be sold at a determinable price on an organized market, revenue may be realized when the goods are ready for sale. The U.S. gold market formerly was an example of this method in that all gold mined was required to be sold to the government at a fixed price. Some farm products and commodities also meet these conditions. Revenue recognition at the completion of production is defended on the grounds that the event critical to the earnings process (production) has occurred.

### **Revenue Recognized as Services Are Performed**

Three steps are involved in service contracts: order taking, performance of services, and collection of cash. These steps may all be performed in one accounting period or divided between periods. In service contracts, realization should generally be connected with the performance of services, and revenue should be recognized in relation to the degree of services performed. Realization should be tied to

services performed, because it is the most crucial decision. The signing of the contract results in an executory contract, and the collection of cash may precede or follow the performance of services.

### **Revenue Recognized as Cash Is Received**

In certain circumstances, where the ultimate collectability of the revenue is in doubt, recognition is delayed until cash payment is received. The installment method and the cash-recovery method are examples of delaying revenue recognition until the receipt of cash. However, the Accounting Principles Board (APB) stated that revenue recognition should not be delayed unless ultimate collectability is so seriously doubted that an appropriate allowance for the uncollectible amount cannot be estimated (see FASB-ASC-605-10-25-3).

### **Revenue Recognized on the Occurrence of Some Event**

In some cases, where binding contracts do not exist or rights to cancel are in evidence, the level of uncertainty might dictate that revenue recognition be delayed until the point of ratification or the passage of time. For example, some states have passed laws that allow door-to-door-sales contracts to be voided within certain periods of time. In such cases, recognition should be delayed until that period has passed.

## **Recent Developments**

In December 2008, the FASB and the IASB jointly issued a discussion paper, *Preliminary Views on Revenue Recognition in Contracts with Customers* (DP) that describes the Boards' views on a single contract-based model for recognizing revenue. The proposed model would provide an asset-and-liability approach to revenue recognition compared to the earnings approach currently used under U.S. GAAP and International Financial Reporting Standards (IFRSs). The proposed model would apply to essentially all industries and to all contracts with customers, although the Boards are still considering whether the model would provide decision-useful information for certain contracts for financial instruments and some nonfinancial instruments, as well as for insurance contracts and leasing contracts.

The DP reflects the Boards' mutual goal to develop a model to improve financial reporting and comparability by reducing the number of revenue-recognition standards that an entity must refer to and by clarifying the guidance on when an entity should recognize revenue.

The basic concepts included in the proposed model, as compared to existing U.S. GAAP, would collectively have a significant impact on revenue accounting for many entities. Some entities, such as those in the retail sector, would experience minimal changes; others, such as entities that currently apply industry-specific guidance, would experience significant changes.

The DP notes that revenue is an important number to users of financial statements in assessing a company's performance and prospects. However, revenue-recognition requirements in U.S. GAAP differ from those in International Financial Reporting Standards, and both are considered to be in need of improvement. The requirements in U.S. GAAP comprise numerous standards—many are industry-specific, and some can produce conflicting results for economically similar transactions. Although IFRSs contain fewer standards on revenue recognition, its two main standards have different principles and can be difficult to understand and apply beyond simple transactions.



The boards' objective is to improve the existing guidance in both IFRSs and U.S. GAAP by developing a single revenue model that can be applied consistently regardless of industry. Applying the underlying principle proposed by the Boards, a company would recognize revenue when it satisfies a performance obligation by transferring goods and services to a customer as contractually agreed. That principle is similar to many existing requirements, and the Boards expect that many transactions would remain unaffected by the proposals. However, clarifying that principle and applying it consistently to all contracts with customers would improve the comparability and understandability of revenue for users of financial statements.

The comment period ended in June 2009 and the respondents to the DP generally supported the Boards' preliminary views. However, many suggested that the Boards further develop those views in several key areas, such as how an entity would determine how to divide a contract into separate performance obligations, how to determine the amount of consideration to allocate to those performance obligations, and how an entity would determine when a performance obligation is satisfied. The Boards refined their proposals in the DP while considering input from constituents through an extensive outreach program. In June 2010, the more fully developed proposals were issued for public comment in the Exposure Draft, *Revenue from Contracts with Customers*.<sup>22</sup>

The basic principle contained in the original proposal is that an entity should recognize revenue from contracts with customers when it transfers goods or services to the customer in the amount of consideration the entity receives, or expects to receive, from the customer. The proposed standard would improve both IFRS and U.S. GAAP by

- Removing inconsistencies in existing requirements
- Providing a more robust framework for addressing revenue-recognition issues
- Improving comparability across companies, industries, and capital markets
- Requiring enhanced disclosure
- Clarifying the accounting for contract costs

In applying the core principle, an entity would

1. Identify the contract(s) with a customer
2. Identify the separate performance obligations in the contract
3. Determine the transaction price
4. Allocate the transaction price to the separate performance obligations
5. Recognize revenue when the entity satisfies each performance obligation

In November, 2011 the Boards issued a second exposure draft of their converged revenue model that is closer to current IFRS and U.S. GAAP than their 2010 proposal.<sup>23</sup>

22. FASB, *Proposed ASU—Revenue Recognition (Topic 605): Revenue from Contracts with Customers—Proposed Amendments to the FASB Accounting Standards Codification* (Norwalk, CT: Financial Accounting Standards Board, 2010).

23. FASB, *Proposed ASU—Revenue Recognition (Topic 605): Revenue from Contracts with Customers—Proposed Amendments to the FASB Accounting Standards Codification* (Norwalk, CT: Financial Accounting Standards Board, 2011).



This proposed model would replace the current more detailed guidance under GAAP in the United States; specific to the industries in which U.S. companies operate and conforms to all of the revenue standards and interpretations in IFRS.

The new proposed model retains the previous five-step approach to revenue recognition outlined in the 2010 proposal and would apply to revenue from contracts with customers in all entities in all industries. In applying these five steps, an entity would be required to exercise judgment when considering the terms of the contract(s) and all surrounding facts and circumstances, including any implied contractual terms. An entity will also have to consistently apply the requirements of the proposed model to contracts with similar characteristics and in similar circumstances.

The revised exposure draft outlines the accounting for all revenue arising from contracts with customers. This affects all entities that enter into contracts to provide goods or services to their customers (unless those contracts are in the scope of other accounting standards updates (ASUs) or IFRSs, such as the leasing standard). The proposed requirements would also provide a model for the measurement and timing of recognition of gains and losses on the sale of certain nonfinancial assets, such as property, plant, and equipment and intangible assets. Furthermore, the requirements outline the principles an entity would apply to report decision-useful information.

The Boards are proposing that entities adopt the new standard retrospectively for all periods presented in the period of adoption and an effective date of no earlier than annual periods beginning on or after January 1, 2015. The Boards will determine the exact date during further deliberations. Early adoption of the final standard would be available for IFRS preparers and first-time adopters of IFRS, but not under U.S. GAAP. The comment period ended on March 13, 2012. At the time this text was published, a final standard was expected to be issued in the first half of 2013.

The revenue-recognition project is not without its detractors. Tom Selling, who may be termed an accounting polemicist, and who generally maintains that when the revenue recognition project was initiated, the boards stated that the resulting standards would result in a much more faithful portrayal of economic reality and that the driver of income would be changes in assets and liabilities, measured at current values. But, later the boards discovered that financial statement issuers wouldn't easily give up the old revenue recognition rules. Consequently, in Selling's view, the project has evolved into an effort to issue one standard that would result in recording the same amounts as the hundreds of rules that comprise existing U.S. GAAP.<sup>24</sup>

Selling is a strong advocate of entry-price accounting and believes the best way to solve the revenue-recognition issue is by measuring all assets and liabilities at their current values.

## Matching

Once a company has satisfied the crucial-event test and recognized revenue, it must then identify all expenses associated with producing that revenue.

24. Tom Selling, "Another 'Case' of Terrible Decisions Borne of Terrible Accounting Rules," *The Accounting Onion*, February 27, 2012, <http://accountingonion.typepad.com/theaccountingonion/revenue-recognition/>.

This process of associating revenues with expenses is termed the *matching concept*. From a conceptual standpoint, matching revenues with the associated expenses relates efforts to accomplishments.<sup>25</sup> Although it is a relatively easy concept to understand, matching revenues and expenses requires careful consideration in practice. Determining when costs are of no future benefit and should therefore be charged against revenue depends on the definitions of the terms *cost*, *asset*, *expense*, and *loss*. The definition of cost in this context is contained in Accounting Terminology Bulletin No. 1,<sup>26</sup> while expenses, assets and losses were defined in SFAC No. 6.<sup>27</sup> These definitions are summarized as follows:

- *Cost*. The amount given in consideration of goods received or to be received. Costs can be categorized as unexpired (assets), which are associated with the production of future revenues, and expired; those not associated with the production of future revenues and thus deducted from revenues or retained earnings in the current period.
- *Expense*. Outflows of assets or incurrences of liabilities (or a combination of both) during a period from delivering or producing goods, rendering services, or carrying out other activities that constitute the entity's ongoing major operations.
- *Assets*. Probable future economic benefits obtained or controlled by a particular entity as a result of past transactions or events.
- *Loss*. Decreases in assets from peripheral or incidental transactions of an entity and from all other transactions and events that affect the entity during a period except those that result from expenses or distributions to owners.

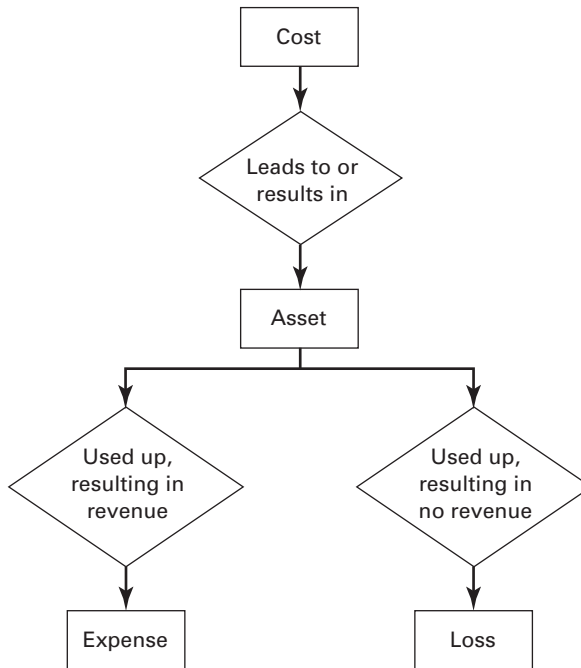
In other words, expenses are revenue-producing cost expirations, whereas losses are non-revenue-producing cost expirations. When a company purchases inventory, for example, it purchases an asset. In purchasing the asset, it incurs a cost. As the inventory gets sold (or used up), the cost expires, which results in an expense: cost of goods sold. The company then recognizes an expense because selling or using up the inventory contributes to its revenues. On the other hand, suppose the inventory was destroyed in a fire. It still gets used up in a manner of speaking; the cost still expires, but in this case the using up of the inventory, or the cost expiration, does not contribute at all to the company's revenue. As a result, this particular cost expiration gives rise to a loss rather than an expense. Figure 5.1 illustrates these relationships. Consequently, to determine periodic net income, a company must determine the costs that have expired during the current period,

25. W. Paton and A. C. Littleton, *An Introduction to Corporate Accounting Standards*, American Accounting Association Monograph No. 3 (Evanston, IL: AAA, 1940).

26. Committee on Terminology, AICPA, *Accounting Terminology Bulletin No. 1*, "Review and Resume" (New York: AICPA, 1953).

27. FASB, SFAC No. 6, "Elements of Financial Statements of Business Enterprises" (Stamford, CT: FASB, 1985).

**FIGURE 5.1** Relationships among Cost, Expense, and Loss



as well as whether these costs are revenue-producing or non-revenue-producing cost expirations.

Separating expenses into product costs and period costs assists this process. *Product costs* are cost expirations that can be directly associated with the company's product, such as direct material, direct labor, and direct factory overhead. In addition, it is common practice to arbitrarily assign some costs, such as indirect overhead, to the product, even though there is no way to directly associate the cost with a particular product. Ultimately, product costs get charged to expense based on the number of products sold. When an automobile dealer sells a car, for example, the dealer charges the cost of the car to an expense—cost of goods sold—in the period of sale. The cost of the other, unsold cars remains in inventory until the dealer sells them.

In contrast, *period costs* are cost expirations that are more closely related to a period of time than to a product, such as administrative salaries or advertising costs. Period costs get charged to expense on the basis of the period of benefit. If the automobile dealer pays for a radio ad in December 2012 but the ad runs during the first quarter of 2013, then the dealer recognizes the expense associated with the advertisement in 2013, because 2013 is the period of benefit. Losses, too, are associated with periods. When a company determines it has an asset that can no longer provide the expected economic benefit, or its revenue-producing

potential has been impaired in some way, it recognizes a loss in that period. The underlying principle is that losses should be written off in the period during which their lack of future economic benefit is determined.

Finally, it should be noted that a company's ability to recognize income largely depends on its capability to measure inflows (revenues) and associated outflows (expenses). Recall that the term *measure* means being able to determine the amounts involved with reasonable accuracy. When either inflows or outflows are not measurable, the company must defer income recognition, because GAAP requires financial reporting information to be disclosed in units of currency (dollars).

Owing to the importance of measurement to revenue recognition, and ultimately income recognition, accounting income represents the efforts and accomplishments of past and present operations. It should also be mentioned that the traditional income statement indicates little in the way of future expectations regarding these efforts and accomplishments. Authoritative accounting pronouncements have generally taken the position that the past is the best indicator of the future and that reporting anticipated gains involves an element of subjectivity that could impair the usefulness of financial statements.

## Conservatism

Sterling called *conservatism* the most influential principle of valuation in accounting.<sup>28</sup> Simply stated, conservatism holds that when you are in doubt, it is best to choose the accounting alternative that will be least likely to overstate assets or income.

The principle of conservatism originally gained prominence as a partial offset to the eternal optimism of management and the tendency to overstate financial statements that characterized much of the twentieth century. Conservatism was also seen as overriding the holding-gains argument, because many accountants believed that the practice of placing the least favorable alternative valuation on the firm was least likely to mislead the users of financial accounting information. In recent years, pressures for more reliable and relevant information have reduced the influence of this concept. Conservative financial statements are usually unfair to present stockholders and biased in favor of prospective stockholders, because the net valuation of the firm does not include future expectations. As a consequence, the company's common stock is priced at a relatively lower value in the marketplace, and analysts' measurements of market to book value tend to be biased upward.

## Materiality

The concept of *materiality* has had a pervasive influence on all accounting activities, even though no all-encompassing definition of the concept exists. Although materiality affects the measurement and disclosure of all information presented on the financial statements, it has its greatest impact on items of revenue and expense.

28. Robert R. Sterling, *Theory of the Measurement of Enterprise Income* (Lawrence: University of Kansas Press, 1970), 256.

The concept has both qualitative and quantitative aspects. For example, the private sector organizations empowered to develop GAAP have defined *materiality* both qualitatively and quantitatively. *ARS No. 7* provided the following qualitative definition:

A statement, fact or item is material, if giving full consideration to the surrounding circumstances, as they exist at the time, it is of such a nature that its disclosure, or the method of treating it, would be likely to influence or to “make a difference” in the judgment and conduct of a reasonable person.<sup>29</sup>

Other pronouncements have also furnished quantitative definitions of materiality. For example, under the provisions of *APB Opinion No. 18*, an investment of 20 percent or more in the voting stock of an investee was considered material. In *APB Opinion No. 15*, a reduction of less than 3 percent in the aggregate of earnings per share is not considered material. And most of the SFASs issued prior to the FASB Accounting Standards Codification (ASC) contain this stipulation: “The provisions of this Statement need not be applied to immaterial items.”

In *SFAC No. 8*, the FASB noted that information is considered material if omitting it or misstating it could influence decisions that financial statement users make. The Board stated that materiality is an entity specific aspect of the fundamental quality of relevance based on the nature and magnitude of the items to which the information relates in the context of an individual entity’s financial report. Consequently, the Board indicated that it could not specify a uniform quantitative threshold for materiality in a particular situation.<sup>30</sup>

## Earnings Quality, Earnings Management, and Fraudulent Financial Reporting

---

### Earnings Quality

Analysts and other users of financial statements are keenly interested in a firm’s reported earnings because it allows them not only to assess past performance but also to predict future cash flows, which in turn influence securities prices. Since the 1970s, however, research has indicated that although reported earnings have some effect on securities prices, the effect is small.<sup>31</sup> As noted earlier, accounting earnings are influenced by revenue-recognition policies and methods, the need to match revenues and expenses in certain time periods,

29. Paul Grady, *Accounting Research Study No. 7*, “Inventory of Generally Accepted Accounting Principles for Business Enterprises” (New York: AICPA, 1965), 40.

30. *Statement of Financial Accounting Concepts No. 8* (Norwalk, CT: Financial Accounting Standards Board, 2012), para. QC 11.

31. See, for example, B. Lev, “On the Usefulness of Earnings: Lessons and Directions from Two Decades of Empirical Research,” *Journal of Accounting Research* (Supplement, 1989): 153–192.

and managers' judgments, all of which can detract from their usefulness. As a result, some securities analysts have begun focusing on the capital-maintenance approach to income, which focuses on the change in net assets resulting from business activities during the accounting period, exclusive of investments by owners and distributions to owners. Therefore the amount of income a company earns is captured by the change in its equity, or net assets, not including any transactions with owners. This view implies that a company doesn't start earning any income until all its costs have been recovered and its capital (i.e., its equity) retained. Because it is broader and more comprehensive, the capital-maintenance approach to income represents an economic view of income rather than a strict accounting view.

To counter the drawbacks of reported accounting earnings, and to help align a firm's accounting earnings with its economic earnings, users of financial statements should assess the quality of a company's earnings. *Earnings quality* is defined as the degree of correlation between a company's accounting income and its economic income. Several techniques may be used to assess earnings quality, including those listed here:

1. Compare the accounting principles employed by the company with those generally used in the industry and by the competition. Do the principles used by the company inflate earnings?
2. Review recent changes in accounting principles and changes in estimates to determine if they inflate earnings.
3. Determine whether discretionary expenditures, such as advertising, have been postponed by comparing them to those of previous periods.
4. Attempt to assess whether some expenses, such as warranty expense, are not reflected on the income statement.
5. Determine the replacement cost of inventories and other assets. Assess whether the company generates sufficient cash flow to replace its assets.
6. Review the notes to financial statements to determine whether loss contingencies exist that might reduce future earnings and cash flows.
7. Review the relationship between sales and receivables to determine whether receivables are increasing more rapidly than sales.
8. Review the management discussion and analysis section of the annual report and the auditor's opinion to determine management's opinion of the company's future and to identify any major accounting issues.

These techniques can help determine whether a company's financial statements have adequately captured the economic substance of the company's operations. One study based on the use of these techniques found that earnings adjusted for nonsustainable gains and losses provided a better explanation of changes in stock prices than did reported income.<sup>32</sup> This result implies that investors and other users of financial statements should attempt to adjust the financial statements to reflect economic reality.

32. B. Lev and R. Thiagarajan, "Fundamental Information Analysis," *Journal of Accounting Research* (Autumn 1991): 190–215.

There is evidence that investors are becoming more interested in the quality of firms' earnings. In late 1999, American Express, Pitney Bowes, and Tyco International all suffered stock price declines after they reported nonsustainable gains in their quarterly reports. Apparently, the market viewed reporting the gains as an effort to meet earnings expectations.<sup>33</sup> In previous years, investors often ignored the components of the reported quarterly income numbers as long as income estimates were met. The market's reaction to the reports by American Express and the others might indicate that the market is looking at the components of the income number more skeptically. The SEC has also expressed interest in this issue and has adopted rules that allow it to consider what might have prompted companies to make, or fail to make, adjustments to their financial statements. These concerns arise because missing expected earnings estimates by even a small amount often has a large impact on a company's stock price. The SEC guidelines indicate that if a company expects an item to have a significant negative impact on its stock price, that item must be reported.

## Earnings Management

Earnings management is another aspect of the issue regarding quality of earnings. *Earnings management* is defined as the attempt by corporate officers to influence short-term reported income. During the 1990s many corporate executives faced extreme pressure to attain targeted earnings and to reach financial analysts' earnings projections for their companies. In response, some managers turned to using aggressive and even fraudulent financial-reporting practices. One study found that earnings management occurs for a variety of reasons, including influencing the stock market, increasing management compensation, reducing the likelihood of violating lending agreements, and avoiding intervention by government regulators.<sup>34</sup> Managers might attempt to manage earnings because they believe reported earnings influence investor and creditor decisions. In most cases, earnings-management techniques are designed to improve reported income effects and to lower the company's cost of capital. On the other hand, in a move to increase future profits, management might take the opportunity to report more bad news in periods when performance is low.

Some persons maintain that executive compensation schemes, particularly executive stock option plans, contributed to the earnings-management abuses of the 1990s. This view holds that the mix in senior management's compensation between rewards tied directly to performance (e.g., stock options) and personal rewards tied to the scheme's role in the company (e.g., personal salaries) influences its performance on behalf of shareholders. Likewise, the number of people involved in the day-to-day administration of a company influences the extent to which those individuals identify with the management team or with shareholder goals. Generally, the greater the focus on insider benefits to senior management, the higher is the risk of fraud; the greater the political clout of senior management relative to external

33. Susan Pulliam, "Earnings Management Spurs Selloffs Now," *Wall Street Journal*, 29 October 1999, C1, C2.

34. Paul M. Healy and James Wahlen, "A Review of the Earnings Management Literature and Its Implications for Standard Setting," *Accounting Horizons* (December 1999), 366–383.

directors, the higher the risk of fraud and the greater the commitment to stock options and benefits that encourage a long-term view, oversight, and balance between the influence of management and the board of directors, the lower is the risk of fraud.

Assessing the appropriateness of an earnings-management technique depends on its objectives. In some cases, earnings management does not involve techniques outside the scope of GAAP. Corporate managers often choose accounting policies that maximize earnings and the firm's market value. In general, these techniques involve revenue and expense recognition issues and include estimating bad debt allowances, doing inventory write-downs, estimating the percentage of completion of long-term construction projects, and choosing a depreciation method.

These types of earnings-management techniques are considered legitimate; it is illegitimate earnings management and the misrepresentation of earnings that concern the SEC and the investment community. In 1998, Arthur Levitt, the former chair of the SEC, outlined five earnings-management techniques that he said threaten the integrity of financial reporting:<sup>35</sup>

1. *Taking a bath.* The one-time overstatement of restructuring charges to reduce assets, which reduces future expenses. The expectation is that the one-time loss is discounted in the marketplace by analysts and investors, who will focus on future earnings.
2. *Creative acquisition accounting.* Avoiding future expenses by one-time charges for in-process research and development.
3. *"Cookie jar" reserves.* Overstating sales returns or warranty costs in good times and using these overstatements in bad times to reduce similar charges.
4. *Abusing the materiality concept.* Deliberately recording errors or ignoring mistakes in the financial statements under the assumption that their impact is not significant.
5. *Improper revenue recognition.* Recording revenue before it is earned. It was noted that over half of the SEC's enforcement cases filed in 1999 and 2000 involved improper revenue-recognition issues.

## Fraudulent Financial Reporting

Many earnings-management activities, although aggressive, involve judgments and estimates that are acceptable under GAAP. Earnings manipulations that are intended to deceive investors and creditors, however, constitute financial statement fraud. Box 5.1, adapted from an article by Dechow and Skinner, depicts the distinction among conservative, neutral, aggressive, and fraudulent earnings-management activities.<sup>36</sup>

35. Arthur Levitt, "The Numbers Game," remarks delivered at the New York University Center for Law and Business, 28 September 1998.

36. P. M. Dechow and D. J. Skinner, "Earnings Management: Reconciling the Views of Accounting Academics, Practitioners and Regulators," *Accounting Horizons* 14, no. 2 (June 2000): 235–250.



## **BOX 5.1 Distinction among Conservative, Neutral, Aggressive, and Fraudulent Earnings-Management Activities**

---

### ***Conservative accounting***

- Overly aggressive recognition of loss or reserve provisions
- Overvaluation of acquired in process research and development activities

### ***Neutral earnings***

- Earnings that result from using a neutral perspective

### ***Aggressive accounting***

- Understating loss or reserve provisions

### ***Fraudulent accounting***

- Recording sales before they satisfy the earned and measurability criteria
- Recording fictitious sales
- Backdating sales invoices
- Overstating inventory

There are, unfortunately, many examples of fraudulent accounting practices. The Sunbeam and Lehman Brothers cases (Box 5.2, Box 5.3) is among the most famous.

Several research studies have developed red flags of financial statement fraud. Many of these identified red flags can be uncovered only by external or internal auditors, but others may be discerned by reviewing the published financial statements, the company's SEC 10-K Report, and the financial press. The following list identifies some of the items that raise the potential for fraud:

1. A predominantly insider board of directors
2. Management compensation tied to its stock price
3. Frequent changes of auditors
4. Rapid turnover of key personnel
5. Deteriorating earnings
6. Unusually rapid growth
7. Lack of working capital
8. The need to increase the stock price to meet analysts' earnings projections
9. Extremely high levels of debt
10. Cash shortages
11. Significant off-balance sheet financing arrangements
12. Doubt about the company's ability to continue as a going concern
13. SEC or other regulatory investigations
14. Unfavorable industry economic conditions
15. Suspension or delisting from a stock exchange

## Box 5.2 The Sunbeam Case

As 1997 neared an end, it was clear that if Sunbeam were going to make the numbers it had promised Wall Street, it would have to find some profits fast. Just how Sunbeam found those profits, and how the auditors resisted and then caved in, provides the most interesting part of the fraud case filed by the Securities and Exchange Commission against Sunbeam's former chief executive, Albert J. Dunlap, who was known as Chainsaw Al for his propensity to fire people. The most creative method of producing profits was the spare-parts gambit. Sunbeam owned a lot of spare parts, used to fix its blenders and grills when they broke. Those parts were stored in the warehouse of a company called EPI Printers, which sent the parts out as needed.

The company came up with a scheme to sell the parts for \$11 million to EPI and book an \$8 million profit. Unfortunately, EPI thought the parts were worth only \$2 million. Sunbeam resolved this disagreement by persuading EPI to sign an "agreement to agree" to buy the parts for \$11 million, with a clause allowing EPI to void the agreement in January. In fact, the parts were never sold, but the profit was posted. The partner in charge of the Sunbeam audit concluded the profit was not allowed under GAAP. Sunbeam agreed to reduce it by \$3 million but would go no further. Here is where the story becomes really interesting. The audit partner could have said that if such a spurious profit were included, he would not sign off on the audit. But he took a different tack. He decided that the remaining profit was not material. Since the audit opinion says the financial statements "present fairly, in all material respects" the company financial position, he could sign off on them. The part that was not presented fairly was not material. And so it did not matter. In fact, the SEC charged that the chief audit partner allowed the inclusion of items he had challenged totaled 16 percent of Sunbeam's reported annual profits.

Subsequently, after the issue was discovered, the auditors issued a new opinion that dropped all the profits that the SEC claimed were fraudulent. It also paid \$110 million to settle a Sunbeam shareholders' suit. But it also stood behind the chief audit partner, saying this case involved not fraud but "professional disagreements about the application of sophisticated accounting standards."

In the typical accounting fraud case, the auditors say they were fooled. Here, according to the SEC, the auditors discovered a substantial part of what the commission called "sham profits." But they decided the amounts were immaterial, and so investors were not told.

The real importance of this case is that it helped establish a principle: It is material information for investors if a company is trying to report fraudulent profits, regardless of the amount. An auditor who knowingly allows such profits to be reported has failed in his or her duty.

*Source:* Adapted from Floyd Norris, "Auditors Noticed Sunbeam's Fraud but Ignored It," New York Times, 18 May 2001 <http://www.nytimes.com/2001/05/18/business/18NORR.html>.

### **Box 5.3 Lehman Brothers and Repo 105**

The bankruptcy of the brokerage firm Lehman Brothers is an example of accounting fraud that should have been prevented. Repo 105 is an accounting maneuver whereby a short-term loan is classified as a sale. In a Repo 105 transaction, the company sells assets (generally securities) and the cash obtained through this sale is then used to pay down debt. This allows the company to appear to reduce its leverage by temporarily paying down liabilities—just long enough to be reflected on the company’s published balance sheet. Subsequently, after the company’s annual report is released, the company borrows cash and repurchases its original assets.

Lehman Brothers failed for a variety of reasons, and the responsibility for the failure is shared by management, Lehman’s high-risk investment bank business model, and the failure of government oversight. However, all these problems were compounded by the actions of the executives. Some were simple errors in business judgment, but others were deliberate balance sheet manipulations.

Lehman Brothers’ business model rewarded excessive risk-taking and high leverage. Near the end, Lehman had \$700 billion in assets but only \$25 billion (or less than 4% of its assets) in equity. Furthermore, most of the company’s assets were long-lived, but its liabilities were due in less than a year. Lehman had to borrow and repay billions of dollars through the repo market every day in order to remain in business. This was considered normal for investment banks, but if counterparties in the repurchase agreements lost confidence in Lehman’s ability to repay, this market would no longer be available to the bank and the business would fail.

Lehman Brothers’ management apparently did not foresee the extent of the subprime residential mortgage crisis or its broad-reaching effects on other markets. Instead they elected to increase their exposure, expecting to make high profits when the market came back.

In the second quarter of 2008, Lehman Brothers tried to allay concerns over reported losses by claiming decreased leverage and increased liquidity. What the company failed to report was that they had employed a quirk in the normal repo accounting treatment, known within Lehman as Repo 105, to manipulate their balance sheet. Normal repo transactions consist of selling assets (investment securities) with the obligation to subsequently repurchase the assets back at some point in the future. Such transactions are normally considered financing events, and under existing GAAP at that time, these “sold” items stayed on the bank’s balance sheet. That is, normal repo cash assets are netted with repo loans when conducted with the same company, and only the net amount appears on the balance sheet. Then the borrower reports the net new cash as an addition to cash assets and keeps the repoed securities, which it has agreed to repurchase in the investments section of its assets. It then reports the net new debt as an addition to collateralized financing liabilities. Repo 105 exploited an exception to normal repo accounting whereby if the assets sold were valued at more than 105% of cash received, the transaction could be called an actual sale and the assets removed from the books. Assets worth \$50 billion were removed from Lehman’s balance sheet in this way, which significantly improved their leverage ratios.

*(Continued)*

**Box 5.3 (Continued)**

The subsequent bankruptcy proceedings indicated that multiple sources had noted that there was no substance to these transactions except to remove unwanted assets and reduce unwanted liabilities from the company's balance sheet, which is a significant violation of generally accepted accounting principles in the United States. The bankruptcy proceedings also indicate that Ernst & Young, Lehman Brothers' auditors, were aware of Repo 105 and the nondisclosure of its scope.

Additionally, throughout 2008 Lehman Brothers made false claims of having billions of dollars in available cash to repay counterparties. It turned out that the company had a significant liquidity problem, because a large portion of the reported amount of cash was encumbered or otherwise unavailable for use. On September 12, 2008, two days after Lehman reported \$41 billion in cash, the actual amount available totaled only \$2 billion. Lehman Brother's subsequently filed for bankruptcy on September 15, 2008.

Although the business decisions that brought about the crisis were largely within the realm of acceptable business judgment, the actions to manipulate financial statements do give rise to what Anton R. Valukas, the bankruptcy examiner, termed "colorable claims," especially against the CEO and CFOs but also against the auditors. *Colorable* is generally means that sufficient evidence exists to support legal action and possible recovery of losses.

In a written letter in June 2008, Matthew Lee, who was a Lehman senior vice president, advised both the auditors and the Board of Directors Audit Committee that he thought the Repo 105 transactions were being used improperly. (Mr. Lee was fired shortly thereafter). The bankruptcy examiner, Mr. Valukas, also maintained that Lehman's external auditors Ernst & Young had failed to advise the Audit Committee about issues raised by this whistleblower and had failed to investigate the allegations that would have been required by their professional standards.<sup>37</sup>

In response to this issue, in 2011 the FASB issued ASU 2011-03 amending ASC Topic 860, which provides the treatment for accounting for repurchase agreements and other agreements that both entitle and obligate a transferor to repurchase or redeem financial assets before their maturity. The release changes the rules for determining when these transactions should be accounted for as financings, as opposed to sales.

The revised ASC 860-03 bases the financing versus sale accounting decision on whether the entity maintains effective control of the financial asset. The new rule eliminates from the assessment of effective control the requirement that the transferor has the ability to repurchase or redeem the financial asset that was transferred. Under the new rule, the amount of cash collateral received by the transferor will be irrelevant when determining whether the repo should be accounted for as a sale. It is expected that the new rules will result in more repurchase agreements being accounted for as financings instead of as sales.

37. Adapted from Lehman Brothers Holdings, Inc., Chapter 11 Proceedings Examiner Report, Anton R. Valukas, examiner, Sections I & II: Introduction, Executive Summary & Procedural Background, United States Bankruptcy Court Southern District of New York, 11 March 2010.

These red flags do not necessarily indicate the actual presence of fraud, because some of these conditions may be present in normal business environments. But it is important to note that investigators have often found these conditions to be present in fraudulent reporting situations. As a result, the existence of one or more red flags does not necessarily mean the company has engaged in fraudulent activities; it only suggests that the potential for fraud exists.<sup>38</sup>

---

## Cases

---

### • Case 5-1 Income Smoothing

One reason accounting earnings might not be a realistic measure of economic income is the incentive and ability of business managers to manipulate reported profits for their own benefit. This may be particularly true when their company has an incentive compensation plan that is linked to reported net income. The manipulation of earnings, known as *earnings management*, commonly involves income smoothing. *Income smoothing* has been defined as the dampening of fluctuations about some level of earnings that is considered normal for the company. Research has indicated that income smoothing occurs because business managers prefer a stable rather than a volatile earnings trend.

*Required:*

- a. Why do business managers prefer stable earnings trends?
- b. Discuss several methods business managers might use to smooth earnings.

### • Case 5-2 Earnings Quality

Economic income is considered to be a better predictor of future cash flows than accounting income is. A technique used by securities analysts to determine the degree of correlation between a firm's accounting earnings and its true economic income is quality of earnings assessment.

*Required:*

- a. Discuss measures that may be used to assess the quality of a firm's reported earnings.
- b. Obtain an annual report for a large corporation and perform a quality of earnings assessment.

### • Case 5-3 Revenue Recognition

Bonanza Trading Stamps, Inc., was formed early this year to sell trading stamps throughout the Southwest to retailers, who distribute the stamps free to their customers. Books for accumulating the stamps and catalogs illustrating the

38. R. K. Elliott and J. J. Willingham, *Management Fraud: Detection and Deterrence* (New York: Petrocelli Books, 1980).

merchandise for which the stamps may be exchanged are given free to retailers for distribution to stamp recipients. Centers with inventories of merchandise premiums have been established for redemption of the stamps. Retailers may not return unused stamps to Bonanza.

The schedule below expresses Bonanza's expectations of the percentages of a normal month's activity that will be attained. For this purpose, a *normal month's activity* is defined as the level of operations expected when expansion of activities ceases or tapers off to a stable rate. Bonanza expects to attain this level in the third year and to average \$2 million per month in stamp sales throughout the third year.

Month	Merchandise		
	Actual Stamp Sales (%)	Premium Purchases (%)	Stamp Redemptions (%)
6	30	40	10
12	60	60	45
18	80	80	70
24	90	90	80
30	100	100	95

*Required:*

- Discuss the factors to be considered in determining when revenue should be recognized in measuring the income of a business enterprise.
- Discuss the accounting alternatives that should be considered by Bonanza Trading Stamps for the recognition of its revenues and related expenses.
- For each accounting alternative discussed in (b), give balance sheet accounts that should be used and indicate how each account should be classified.

#### • Case 5-4 Cost, Expense, and Loss

You are requested to deliver your auditor's report personally to the board of directors of Sebal Manufacturing Corporation and answer questions posed about the financial statements. While reading the statements, one director asks, "What are the precise meanings of the terms *cost*, *expense*, and *loss*? These terms sometimes seem to identify similar items and other times seem to identify dissimilar items."

*Required:*

- Explain the meanings of (1) *cost*, (2) *expense*, and (3) *loss* as used for financial reporting in conformity with GAAP. In your explanation, discuss the distinguishing characteristics of the terms and their similarities and interrelationships.
- Classify each of the following items as a cost, expense, loss, or other category, and explain how the classification of each item may change:
  - Cost of goods sold
  - Bad debts expense
  - Depreciation expense for plant machinery

- iv. Organization costs
- v. Spoiled goods
- c. The terms *period cost* and *product cost* are sometimes used to describe certain items in financial statements. Define these terms and distinguish between them. To what types of items does each apply?

### • Case 5-5 Revenue Recognition

Revenue is usually recognized at the point of sale. Under special circumstances, however, bases other than the point of sale are used for the timing of revenue recognition.

*Required:*

- a. Why is the point of sale generally used as the basis for the timing of revenue recognition?
- b. Disregarding the special circumstances when bases other than the point of sale are used, discuss the merits of each of the following objections to the sales basis of revenue recognition:
  - i. It is too conservative, because revenue is earned throughout the entire process of production.
  - ii. It is not conservative enough, because accounts receivable do not represent disposable funds, sales returns and allowances may be made, and collection and bad debt expenses may be incurred in a later period.
- c. Revenue may also be recognized (1) during production and (2) when cash is received. For each of these two bases of timing revenue recognition, give an example of the circumstances in which it is properly used and discuss the accounting merits of its use in lieu of the sales basis.

### • Case 5-6 Presentation of Financial Statement Information

The FASB has issued *SFAC No. 5*, "Recognition and Measurement in Financial Statements of Business Enterprises." In general, this statement sets recognition criteria and guidance for what information should be incorporated into financial statements and when this information should be reported.

*Required:*

According to *SFAC No. 5*, five general categories of information should be provided by a full set of financial statements. List and discuss these five categories of information.

### • Case 5-7 Matching Concept

The accounting profession has employed the matching concept to determine what to report in the income statement and to determine how to measure items reported in the income statement. This concept implies that expenses should be measured directly, and thus balance sheet measures are residuals. The matching concept is therefore an income statement approach to the measurement and reporting of revenues and expenses.

*SFAC No. 5* defined *earnings* as the change in net assets exclusive of investments by owners and distributions to owners, a capital maintenance concept of earnings

measurement. Under this concept, assets and liabilities would be measured directly, and changes to them would flow through the income statement. Thus the *SFAC No. 5* definition of earnings represents a balance sheet approach to the measurement and report of revenues and expenses.

*Required:*

- a. Describe and discuss the matching concept and its importance to income reporting.
- b. Give specific examples of how the matching concept is used in practice.
- c. Describe and discuss the balance sheet approach and its importance to income reporting.
- d. Give specific examples of how balance sheet measurements affect the measurement and reporting of earnings.

### • Case 5-8 The Concept of Conservatism

The concept of conservatism has been influential in the development of accounting theory and practice. A major effect of conservatism is that accountants tend to recognize losses, but not gains. For example, when the value of an asset is impaired, it is written down to fair value and an unrealized loss is recognized in the income statement. However, when the asset's value appreciates, its value is not written up to fair value. (An exception is current accounting for investments in securities having readily determinable fair values.) Stated differently, accountants tend to recognize holding losses, but not holding gains.

*Required:*

- a. Define *conservatism*.
- b. Why do you believe conservatism has affected financial reporting? Explain.
- c. Do you believe that financial statements that recognize losses but not gains provide information that is relevant and representationally faithful? Explain.
- d. Do you believe that the concept of conservatism is consistent with the physical capital maintenance concept? Explain.
- e. Do you believe that the concept of conservatism is consistent with the financial capital maintenance concept? Explain.

## FASB ASC Research

---

For each of the following research cases, search the FASB ASC database for information to address the issues. Cut and paste the FASB ASC paragraphs that support your responses. Then summarize briefly what your responses are, citing the paragraphs used to support your responses.

### • FASB ASC 5-1 Revenue Recognition

Search the FASB ASC current text section to find the paragraphs relating to revenue recognition.



- **FASB ASC 5-2 Recognition of Franchise Fee Revenue**

Under current GAAP, franchise fee revenue from an individual franchise sale ordinarily shall be recognized, with an appropriate provision for estimated uncollectible amounts, when all material services or conditions relating to the sale have been substantially performed or satisfied by the franchisor. Search the FASB ASC database to determine under what condition(s) substantial performance by the franchisor is deemed to have occurred. Cut and paste your findings, and then write a summary of what you found.

- **FASB ASC 5-3 Real Estate Sales**

Several FASB statements deal with accounting for real estate sales. Search the FASB ASC database to determine under what conditions profit from real estate sales can be recognized. Cut and paste your findings, and then write a summary of what you found.

- **FASB ASC 5-4 Current Value**

The FASB ASC has identified an area where current value financial statements are more useful than historical cost statements. Search the FASB ASC database to find the paragraphs addressing this issue, cite it, and copy the results.

- **FASB ASC 5-5 Accounting for Inflation**

The general topic of accounting for inflation is outlined in the FASB's ASC. Cite and copy the information on the topic of inflation.

- **FASB ASC 5-6 Revenue and Gains**

The general topic of revenue recognition is outlined in the FASB ASC. Within that general topic, the concepts of revenue and gains are discussed. Search the codification to find this area, cite it, and copy the results.

- **FASB ASC 5-7 Accounting for Long Term Construction Contracts**

The percentage of completion and completed contract methods are described in the FASB ASC. Search the codification to find the paragraphs covering these topics, cite them, and copy the results.

- **FASB ASC 5-8 Use of the Installment and Cost Recovery Methods**

The use of the installment and cost-recovery methods of revenue recognition are outlined in the FASB ASC. Search the FASB ASC database to find paragraphs addressing these topics, cite them, and copy the results.

- **FASB ASC 5-9 Matching**

The concept of matching is discussed in several places in the FASB ASC. Find three references to matching, cite the paragraph numbers, and copy your findings.

- **FASB ASC 5-10 Conservatism**

The concept of conservatism is discussed in the FASB ASC in conjunction with quasi-reorganizations. Search the codification to find paragraphs addressing this area, cite them, and copy the results.

- **FASB ASC 5-11 Materiality**

The concept of materiality is discussed in several places in the FASB ASC. Find three references to materiality, cite the paragraphs addressing this issue, and copy your findings.

## **Room for Debate**

---

- **Debate 5-1 Concepts of Capital Maintenance**

*SFAC No. 5* states that the concept of capital maintenance is critical in distinguishing an enterprise's return on investment from return of its investment. Two concepts of capital maintenance are discussed: physical capital maintenance and financial capital maintenance.

*Team Debate:*

Team 1: Present arguments in favor of the physical capital maintenance concept.

Team 2: Present arguments in favor of the financial capital maintenance concept.

- **Debate 5-2 Economic versus Accounting Income**

Economists and accountants agree that the concept of income is vitally important. However, the two disciplines disagree on what income is and how it should be measured.

*Team Debate:*

Team 1: Present arguments in favor of the economist's view of the concept of income.

Team 2: Present arguments in favor of the accountant's view of the concept of income.

- **Debate 5-3 Current-Value Measures**

Some accounting theorists believe that entry values should be used to measure current value, and others believe that exit values should be used instead.

*Team Debate:*

Team 1: Present arguments in favor of using entry values to measure current value.

Team 2: Present arguments in favor of using exit values to measure current value.

## CHAPTER 6

---

# Financial Statement I:

---

# The Income Statement

---

The financial reporting environment in the United States consists of various groups that are affected by and have a stake in the financial reporting requirements of the FASB and the SEC. These groups include investors, creditors, securities analysts, regulators, management, and auditors. Investors in equity securities are the central focus of the financial reporting environment. Investment involves forgoing current uses of resources for ownership interests in companies. These ownership interests are claims to uncertain future cash flows. Consequently, investment involves giving up current resources for future, uncertain resources, and investors require information that will help them assess future cash flows from securities.

### **The Economic Consequences of Financial Reporting**

---

In Chapter 1, we introduced the concept of economic consequences. Income measurement and financial reporting also involve economic consequences, including the following:

- Financial information can affect the distribution of wealth among investors. More informed investors, or investors employing security analysts, may be able to increase their wealth at the expense of less informed investors.
- Financial information can affect the level of risk accepted by a firm. As discussed in Chapter 4, focusing on short-term, less risky projects can have long-term detrimental effects.
- Financial information can affect the rate of capital formation in the economy and result in a reallocation of wealth between consumption and investment within the economy.
- Financial information can affect how investment is allocated among firms.

Because economic consequences can affect different users of information differently, the selection of financial reporting methods by the FASB and the SEC involves trade-offs. The deliberations of accounting standard setters should consider these economic consequences.

## Income Statement Elements

---

The FASB's *Statement of Financial Accounting Concepts (SFAC) No. 8* indicates that the primary purpose of financial reporting is to provide financial information about the reporting entity that is useful to present and potential equity investors, lenders, and other creditors in making decisions about providing resources to the entity.<sup>1</sup> The income statement is of primary importance in this endeavor because of its predictive value, a qualitative characteristic also defined in *SFAC No. 8*. Income reporting also has value as a measure of future cash flows, as a measure of management efficiency, and as a guide to the accomplishment of managerial objectives.

The emphasis on corporate income reporting as the vehicle for relaying performance assessments to investors has caused a continuing dialogue among accountants about the proper identification of revenues, gains, expenses, and losses. These financial statement elements are defined in *SFAC No. 6* as follows:

- **Revenues.** Inflows or other enhancements of assets of an entity or settlement of its liabilities (or a combination of both) during a period from delivering or producing goods, rendering services, or other activities that constitute the entity's ongoing major or central operations.
- **Gains.** Increases in net assets from peripheral or incidental transactions of an entity and from all other transactions and other events and circumstances affecting the entity during a period except those that result from revenues or investments by owners.
- **Expenses.** Outflows or other using up of assets or incurrences of liabilities (or a combination of both) during a period from delivering or producing goods, rendering services, or carrying out other activities that constitute the entity's ongoing major or central operations.
- **Losses.** Decreases in net assets from peripheral or incidental transactions of an entity and from all other transactions and other events and circumstances affecting the entity during a period except from expenses or distributions to owners.<sup>2</sup>

Notice that each of these terms is defined as changes in assets and/or liabilities. This represents a change in emphasis by the FASB from previous definitions provided by the Accounting Principles Board (APB) that stressed inflows and outflows, realization, and the matching concept. Consequently, current recognition and measurement criteria for revenues, expenses, gains, and losses are more

1. Financial Accounting Standards Board, "Chapter 1, The Objective of General Purpose Financial Reporting," and "Chapter 3, Qualitative Characteristics of Useful Financial Information," in *SFAC No. 8, Conceptual Framework for Financial Reporting* (Norwalk, CT: FASB, 2010).

2. Financial Accounting Standards Board, *Statement of Financial Accounting Concepts No. 6, "Elements of Financial Statements"* (Stamford, CT: FASB, 1985), paras. 79–88.

closely associated with asset and liability valuation issues, and the balance sheet has become more than a place to store residual values in the income determination process. Although he regarded the new definitions as a distinct improvement, David Solomons, a former member of the Wheat Committee, suggested that they were not sufficiently robust to deal with some of the most difficult accounting problems.<sup>3</sup>

Robison<sup>4</sup> highlighted some differences between the changes in assets and/or liabilities and the inflows and outflows definitions of income. These differences are summarized as follows:

- The changes in assets and/or liabilities approach determines earnings as a measure of the change in net economic resources for a period, whereas the inflows and outflows definition views income as a measure of effectiveness.
- The changes in assets and/or liabilities approach depends on the definition of assets and liabilities to define earnings, whereas the inflows and outflows approach depends on definitions of revenues and expenses and matching them to determine income.
- The inflows and outflows approach results in the creation of deferred charges, deferred credits, and reserves when measuring periodic income; the changes in assets and/or liabilities approach recognizes deferred items only when they are economic resources or obligations.
- Both approaches agree that because investors look to financial statements to provide information from which they can extrapolate future resource flows, the income statement is more useful to investors than is the balance sheet.
- The changes in assets and/or liabilities approach limits the population from which the elements of financial statements can be selected to net economic resources and to the transactions and events that change measurable attributes of those net resources. Under the inflows and outflows approach, revenues and expenses may include items necessary to match costs with revenues, even if they do not represent changes in net resources.

An important distinction between revenues and gains and expenses and losses is whether or not they are associated with ongoing operations. Over the years, this distinction has generated questions concerning the nature of income reporting desired by various users of financial statements. Two viewpoints have dominated this dialogue and are termed the *current operating performance concept* and the *all-inclusive concept* of income reporting. These viewpoints are summarized in the following paragraphs.

## Statement Format

---

Proponents of the current operating performance concept of income base their arguments on the belief that only changes and events controllable by management that result from current-period decisions should be included in income.

3. David Solomons, "The FASB's Conceptual Framework: An Evaluation," *Journal of Accountancy* 161, no. 6 (1986): 120–121.

4. L. E. Robison, "The Time Has Come to Report Comprehensive Income," *Accounting Horizons* (June 1991), 110

This concept implies that normal and recurring items, termed *sustainable income*, should constitute the principal measure of enterprise performance. That is, net income should reflect the day-to-day, profit-directed activities of the enterprise, and the inclusion of other items of profit or loss distorts the meaning of the term *net income*.

Alternatively, advocates of the *all-inclusive* concept of income hold that net income should reflect all items that affected the net increase or decrease in stockholders' equity during the period, with the exception of capital transactions. This group believes that the total net income for the life of an enterprise should be determinable by summing the periodic net income figures.

The underlying assumption behind the current operating performance versus all-inclusive concept controversy is that the manner in which financial information is presented is important. In essence, both viewpoints agree on the information to be presented but disagree on where to disclose certain revenues, expenses, gains, and losses. As discussed in Chapters 4 and 5, research indicates that investors are not influenced by where items are reported in financial statements so long as the statements disclose the same information. So, perhaps, the concern over the current operating performance versus the all-inclusive concept of income is unwarranted. The following paragraphs review the history of the issue.

### **APB Opinion No. 9**

One of the first issues the APB studied was what to include in net income. An APB study revealed that business managers were exercising a great deal of discretion in determining which revenues and expenses, and gains and losses, to include on the income statement or on the retained earnings statement. The lack of formal guidelines concerning adjustments to retained earnings resulted in the placement of most items of revenue or gain on the income statement, whereas many expense and loss items that were only remotely related to previous periods were treated as adjustments to retained earnings.

The APB's study of these reporting abuses and its general review of the overall nature of income resulted in the release of *APB Opinion No. 9*, "Reporting the Results of Operations." This opinion took a middle position between the current operating performance and all-inclusive concepts by stating that net income should reflect all items of profit and loss recognized during the period, with the exception of prior-period adjustments. In addition, the APB's prescribed statement format included two income figures: net income from operations and net income from operations plus extraordinary items. *APB Opinion No. 9* required preparers of financial statements to determine whether revenues and expenses and gains and losses were properly classified as normal recurring items, extraordinary items, or prior period adjustments according to established criteria. In general, the opinion's provisions specified that all items were to be considered normal and recurring unless they met the stated requirements for classification as either extraordinary items or prior-period adjustments (discussed later in the chapter).

Separating the income statement into net income from operations and net income after extraordinary items allowed the disclosure of most items of revenue and expense and gains and losses on the income statement during any period. It also gave financial statement users the ability to evaluate the results of normal operations or total income according to their needs.

The FASB noted in *SFAC No. 5* that the all-inclusive income statement is intended to avoid discretionary omissions from the income statement, even though “inclusion of unusual or non-recurring gains or losses might reduce the usefulness of an income statement for one year for predictive purposes.”<sup>5</sup> The FASB has also stated that because the effects of an entity’s activities vary in terms of stability, risks, and predictability, there is a need for information about the various components of income. In the following paragraphs, we examine the elements of the income statement, introduce the accounting principles currently being used in measuring these elements, and discuss how they are disclosed on the income statements of The Hershey Company and Tootsie Roll Industries, Inc., illustrated on pages 188 and 189.

The Hershey Company engages in the manufacture, distribution, and sale of confectionery, snack, refreshment, and grocery products in the United States and internationally. The company sells its products primarily to wholesale distributors, chain grocery stores, mass merchandisers, chain drug stores, vending companies, wholesale clubs, convenience stores, and concessionaires through sales representatives, food brokers, and retail sales merchandisers. Tootsie Roll Industries, Inc., through its subsidiaries, engages in the manufacture and sale of confectionery products. The company’s customers include wholesale distributors of candy and groceries, supermarkets, variety stores, dollar stores, chain grocers, drug chains, discount chains, cooperative grocery associations, warehouse and membership club stores, vending machine operators, the U.S. military, and fund-raising charitable organizations. It operates primarily in the United States, Canada, and Mexico, as well as distributing its products through candy and grocery brokers.

The two companies’ income statements disclose the aggregate financial results of these activities and include comparative information for the 2011, 2010, and 2009 fiscal years<sup>6</sup> as shown in Exhibits 6.1 and 6.2.

The SEC requires all companies to provide three-year comparative income statements and two-year comparative balance sheets. Consequently, most publicly held companies also provide similar data in their annual reports. The components of the traditional income statement exclusive of the elements of other comprehensive income are discussed in the following paragraphs. The elements of other comprehensive income are discussed later in the chapter.

## Income from Continuing Operations

The amounts disclosed to arrive at income from continuing operations are the company’s normal and recurring revenues and expenses. The resulting income figure represents the amount expected to recur in the future, often referred to as the company’s sustainable income. *Sustainable income* is the amount investors should use as a starting point to predict future earnings. In addition, the amount of income tax disclosed in this section of the income statement is the amount of income tax the company would have reported if no nonrecurring

5. Financial Accounting Standards Board, *Statement of Financial Accounting Concepts No. 5*, “Recognition and Measurement in Financial Statements of Business Enterprises” (Stamford, CT: FASB, 1984), para. 35.

6. Summary segmental performance information is required to be disclosed by FASB ASC 280-10, as discussed in Chapter 15.

income items had been incurred. Hershey's 2011 income statement reports "Income before Income Taxes" of \$962,845,000 and income tax on this amount of \$333,883,000; the net amount, \$628,962,000, is Hershey's income from continuing operations. Similarly, Tootsie Roll's income from continuing operations is reported as the company's "Net Earnings." In 2011 Tootsie Roll reported net earnings of \$43,938,000.

## Nonrecurring Items of Income

Three nonrecurring items of income may also be incurred by a company. These items are discontinued operations, extraordinary items, and accounting changes. These items are discussed in the following paragraphs.

### Discontinued Operations

Study of the results of the application of *APB Opinion No. 9* by various entities disclosed some reporting abuses. For example, some companies were reporting the results of the disposal of segment assets as extraordinary while including the

#### EXHIBIT 6.1 *The Hershey Company Consolidated Statements of Income*

<b>For the Years Ended December 31,</b>			
<b>in Thousands of Dollars Except</b>			
<b>per-Share Amounts</b>	<b>2011</b>	<b>2010</b>	<b>2009</b>
<b>Net Sales</b>			
<b>Costs and Expenses:</b>	<u>\$6,080,788</u>	<u>\$5,671,009</u>	<u>\$5,298,668</u>
Cost of sales	3,548,896	3,255,801	3,245,531
Selling, marketing, and administrative	1,477,750	1,426,477	1,208,672
Business realignment and impairment (credits) charges, net	(886)	83,433	82,875
Total costs and expenses	<u>5,025,760</u>	<u>4,765,711</u>	<u>4,537,078</u>
<b>Income before Interest and Income Taxes</b>	1,055,028	905,298	761,590
Interest expense, net	92,183	96,434	90,459
<b>Income before Income Taxes</b>	962,845	808,864	671,131
<b>Provision for income taxes</b>	<u>333,883</u>	<u>299,065</u>	<u>235,137</u>
<b>Net Income</b>	<u>\$ 628,962</u>	<u>\$ 509,799</u>	<u>\$ 435,994</u>
<b>Net Income per Share—Basic—</b>			
<b>Class B Common Stock</b>	<u>\$ 2.58</u>	<u>\$ 2.08</u>	<u>\$ 1.77</u>
<b>Net Income per Share—Diluted—</b>			
<b>Class B Common Stock</b>	<u>\$ 2.56</u>	<u>\$ 2.07</u>	<u>\$ 1.77</u>
<b>Net Income per Share—Basic—</b>			
<b>Common Stock</b>	<u>\$ 2.85</u>	<u>\$ 2.29</u>	<u>\$ 1.97</u>
<b>Net Income per Share—Diluted—</b>			
<b>Common Stock</b>	<u>\$ 2.74</u>	<u>\$ 2.21</u>	<u>\$ 1.90</u>
<b>Cash Dividends Paid per Share:</b>			
Common Stock	<u>\$ 1.3800</u>	<u>\$ 1.2800</u>	<u>\$ 1.1900</u>
Class B Common Stock	<u>1.2500</u>	<u>1.1600</u>	<u>1.07120</u>



**EXHIBIT 6.2** *Tootsie Roll Industries, Inc. and Subsidiaries Consolidated Statement of Earnings, Comprehensive Earnings, and Retained Earnings*

<b>For the Years Ended December 31,</b>			
<b>in Thousands of Dollars Except</b>			
<b>per-Share Data</b>	<b>2011</b>	<b>2010</b>	<b>2009</b>
Net product sales	\$528,369	\$517,149	\$495,592
Rental and royalty revenue	4,136	4,299	3,739
Total revenue	532,505	521,448	499,331
Product cost of goods sold	365,225	349,334	319,775
Rental and royalty cost	1,038	1,088	852
Total costs	366,263	350,422	320,627
Product gross margin	163,144	167,815	175,817
Rental and royalty gross margin	3,098	3,211	2,887
Total gross margin	166,242	171,026	178,704
Selling, marketing, and administrative expenses	108,276	106,316	103,755
Impairment charges	—	—	14,000
Earnings from operations	57,966	64,710	60,949
Other income (expense), net	2,946	8,358	2,100
Earnings before income taxes	60,912	73,068	63,049
Provision for income taxes	16,974	20,005	9,892
Net earnings	\$ 43,938	\$ 53,063	\$ 53,157
Net earnings	\$ 43,938	\$ 53,063	\$ 53,157
Other comprehensive earnings (loss)	(8,740)	1,183	2,845
Comprehensive earnings	\$ 35,198	\$ 54,246	\$ 56,002
Retained earnings at beginning of year	\$135,866	\$147,687	\$144,949
Net earnings	43,938	53,063	53,157
Cash dividends	(18,360)	(18,078)	(17,790)
Stock dividends	(47,175)	(46,806)	(32,629)
Retained earnings at end of year	\$114,269	\$135,866	\$147,687
Earnings per share	\$ 0.76	\$ 0.90	\$ 0.89
Average Common and Class B Common shares outstanding	57,892	58,685	59,425

revenue from these segments during the disposal period as ordinary income. In *Opinion No. 30*, the APB concluded that additional criteria were necessary to identify disposed segments of a business. This release required the separate presentation of (1) the results of operations of the disposed segment and (2) gain or loss on the sale of assets for disposed segments including any operating gains or losses during the disposal period. This information was seen as necessary to users to allow them to evaluate the past and expected future operations of a business entity. The total gain or loss is determined by summing any gains or losses on disposal of segment assets, and gains or losses incurred by the operations of the disposed segment during the period of disposal.

*Opinion No. 30* was later amended by *SFAS No. 144*, “Accounting for the Impairment or Disposal of Long-Lived Assets” (see FASB ASC 360). To qualify for treatment as a discontinued operation, an item must meet several criteria. First, the unit being discontinued must be considered a component of the business. The definition of *component* is based on the notion of distinguishable operations and cash flows. Specifically, FASB ASC 205-10-20 defines a component of an entity as comprising operations and cash flows that can be clearly distinguished, operationally and for financial reporting purposes, from the rest of the entity.

Certain units—segments, operating divisions, lines of business, subsidiaries—are usually considered components. But depending on the business in which an entity operates, other units may be considered components as well.<sup>7</sup>

Assuming the unit to be discontinued is a component of the business, it must meet two additional criteria before the transaction can be reported as a discontinued operation. First, the operations and cash flows of the component being disposed of must be eliminated from the operations and cash flows of the entity as a result of the transaction. The company is not allowed to retain an interest in the cash flows of the operation and still account for it as a discontinued operation. Second, and finally, the entity must retain no significant involvement in the operations of the component after the disposal takes place.

Once management decides to sell a component, its assets and liabilities are classified as “held for sale” on its balance sheet. Then, if a business has a component classified as held for sale, or if it actually disposes of the component during the accounting period, it is to report the results of the operations of the component in that period, and in all periods presented on a comparative income statement, as a discontinued operation. It should report these results directly under the income subtotal “Income from Continuing Operations.” These results would be reported net of applicable income taxes or benefit. In the period in which the component is actually sold (or otherwise disposed of), the results of operations and the gain or loss on the sale should be combined and reported on the income statement as the gain or loss from the operations of the discontinued unit.<sup>8</sup> The gain or loss on disposal may then be disclosed on the face of the income statement or in the notes to the financial statements.

7. By employing the “component” concept, the FASB meant to broaden the allowable business units that could be reported as a discontinued operation. Under *APB No. 30*, the discontinued operation had to be a segment before it could qualify for treatment as a discontinued operation.

8. This treatment differs significantly from the treatment afforded to discontinued operations under *APB No. 30*. Under *APB No. 30*, a firm was required to estimate the future income or loss from the operations of the discontinued operation as well as the future gain or loss on disposal, if the sale crossed accounting periods. If the estimated future results of operations and the estimated future gain or loss on the sale resulted in an estimated future net loss, the entity was to report the loss on disposal *in the current period* as a separate line item in the discontinued operations section of the Income Statement. The effect of this treatment was to recognize future operating and disposal losses before they occurred and to measure the discontinued operation on a net-realizable-value basis. This treatment has been superseded by *SFAS No. 144* (see FASB ASC 360-10-05), which both simplified the accounting for discontinued operations and made it more consistent with the accounting model for the impairment of long-lived assets.

Accounting for discontinued operations is under continuing review. In September 2008, the FASB issued an Exposure Draft, *Amending the Criteria for Reporting a Discontinued Operations*, and the IASB also issued an Exposure Draft, *Discontinued Operations*, which proposes amendments to *IFRS No. 5* (discussed later in the chapter) that parallel those outlined in the FASB proposal. The two boards noted that at that time, the definitions of a discontinued operation in *SFAS No. 144* (discussed in Chapter 9) and in *IFRS No. 5* were not convergent. That is, *SFAS No. 144* defined a discontinued operation as a component of an entity that has been disposed of or is classified as held for sale provided that (1) the operations and cash flows of the component have been (or will be) eliminated from the ongoing operations of the entity as a result of the disposal transaction and (2) the entity will have no significant continuing involvement in the operations of the component after the disposal transaction. *SFAS No. 144* indicated that a component of an entity may be a reportable segment or an operating segment, a reporting unit, a subsidiary, or an asset group. *IFRS No. 5* defines a discontinued operation as a component of an entity that either has been disposed of or is classified as held for sale and that (1) represents a separate major line of business or geographical area of operations, (2) is part of a single coordinated plan to dispose of a separate major line of business or geographical area of operations, or (3) is a subsidiary acquired exclusively with a view to resale.

As a part of their joint project on financial statement presentation, the two boards decided to develop a common definition of a discontinued operation and require common disclosures for all components of an entity that have been disposed of or are classified as held for sale. The proposal defines a discontinued operation as a component of an entity that is

- a. An *operating segment* (as that term is defined in *SFAS No. 131*, FASB ASC 280-10-20; see Chapter 16) and either has been disposed of or is classified as held for sale; or
- b. A *business* (as that term is defined in *SFAS No. 141*, “Business Combinations,” (see FASB ASC 805-10-20) that meets the criteria to be classified as held for sale on acquisition (see Chapter 16).

On February 3, 2010, after reviewing the comments received on the exposure drafts, the Boards decided that discontinued operations should continue to be presented in a separate section on the face of an entity’s financial statements and came to an agreement on the following points:

1. *Definition of a discontinued operation.* A discontinued operation is a component that has either been disposed of or is classified as held for sale, and
  - a. Represents a separate major line of business or major geographical area of operations,
  - b. Is part of a single coordinated plan to dispose of a separate major line of business or geographical area of operations, or
  - c. Is a business that meets the criteria in paragraph 360-10-45-9 to be classified as held for sale on acquisition.
2. *Disclosure.* The disclosure requirements for discontinued operations are outlined as follows: An entity should provide the following disclosures about a disposal of a component of an entity that meets the definition of

a discontinued operation for current and prior periods presented in the financial statements:

- a. The major income and expense items constituting the profit or loss from a discontinued operation
- b. The major classes of cash flows (operating, investing, and financing) of the discontinued operation
- c. The profit or loss attributable to the parent if the discontinued operation includes a noncontrolling interest
- d. A reconciliation of the major classes of assets and liabilities of the discontinued operation classified as held for sale that are disclosed in the notes to the financial statements to total assets and total liabilities of the discontinued operation classified as held for sale that are presented separately on the face of the statement of financial position
- e. A reconciliation of the major income and expense items from the discontinued operation that are disclosed in the notes to the financial statements to the after-tax profit or loss from discontinued operations presented on the face of the income statement.

On December 12, 2012, the FASB met to resume redeliberations on the project. The project had been inactive since early 2010 while the Board focused on its higher-priority projects. At this meeting, the Board reaffirmed its previous decision about the definition of a discontinued operation, modified certain disclosure requirements, and directed its staff to issue a revised exposure draft as soon as possible.

Neither Hershey nor Tootsie Roll disclosed any discontinued operation for the three fiscal years covered by their income statements.

### Extraordinary Items

Extraordinary items were originally defined in *APB Opinion No. 9* as events and transactions of material effect that would not be expected to recur frequently and that would not be considered as recurring factors in any evaluation of the ordinary operating processes of the business.<sup>9</sup> This release provided the following examples of these events and transactions: gains or losses from the sale or abandonment of a plant or a significant segment of the business; gains or losses from the sale of an investment not held for resale; the write-off of goodwill owing to unusual events during the period; the condemnation or expropriation of properties; and major devaluations of currencies in a foreign country in which the company was operating.

The usefulness of the then-prevailing definition of extraordinary items came under review in 1973, and the APB concluded that similar items of revenues and expenses were not being classified in the same manner across the spectrum of business enterprises. The Board also concluded that businesses were not interpreting *APB Opinion No. 9* in a similar manner and that more specific criteria were needed to ensure a more uniform interpretation of its provisions. In *APB Opinion No. 30*, "Reporting the Results of Operations," extraordinary items were defined as events and transactions that are distinguished by both their unusual nature and their infrequency of occurrence. These characteristics were originally defined as follows:

9. Accounting Principles Board, *APB Opinion No. 9*, "Reporting the Results of Operations" (New York: American Institute of Certified Public Accountants, 1966).

- *Unusual nature.* The event or transaction should possess a high degree of abnormality and be unrelated or only incidentally related to ordinary activities.
- *Infrequency of occurrence.* The event or transaction would not reasonably be expected to recur in the foreseeable future.<sup>10</sup>

In *APB Opinion No. 30*, several types of transactions were defined as not meeting these criteria. These included write-downs and write-offs of receivables, inventories, equipment leased to others, deferred research and development costs, or other intangible assets; gains or losses in foreign currency transactions or devaluations; gains or losses on disposals of segments of a business; other gains or losses on the sale or abandonment of property, plant, and equipment used in business; effects of strikes; and adjustments of accruals on long-term contracts. The position expressed in *Opinion No. 30* was, therefore, somewhat of a reversal in philosophy; some items previously defined as extraordinary in *APB Opinion No. 9* were now specifically excluded from that classification. The result was the retention of the extraordinary item classification on the income statement. However, the number of revenue and expense items allowed to be reported as extraordinary was significantly reduced.

The separation of extraordinary items from other items on the income statement does not result in a separation of recurring from nonrecurring items. An item that is infrequent but not unusual is classified as nonoperating income in the other gains and losses section of the income statement. Research has indicated that this requirement is not consistent with the FASB's predictive ability criterion. Classifying nonrecurring items tends to increase the variability of earnings per share before extraordinary items and to decrease the predictive ability of earnings.<sup>11</sup> If this evidence is proved correct, the FASB should consider revising income statement reporting practices so that they provide increased predictive ability when nonrecurring items are in evidence. One possible method of achieving this result might be to require footnote disclosure of the effect of nonrecurring items on income and earnings per share. Neither Hershey Company nor Tootsie Roll reported any extraordinary items for the three fiscal years covered by their income statements.<sup>12</sup>

The classification of an event as extraordinary is also affected by the reporting entity's ability to measure it. Consider what happened following the September 11, 2001, terrorist attacks. Shortly after the attacks, the Emerging Issues Task Force (EITF) met to consider the accounting and reporting issues raised by the terrorist attacks. Firms suffering from the attacks had requested guidance from the FASB concerning

10. Accounting Principles Board, *Accounting Principles Board Opinion No. 30*, "Reporting the Results of Operations" (New York: American Institute of Certified Public Accountants, 1973), para. 20.

11. A. B. Cameron and L. Stephens, "The Treatment of Non-Recurring Items in the Income Statement and Their Consistency with the FASB Concept Statements," *Abacus* (September 1991), 81–96.

12. The requirements for reporting an extraordinary item are difficult to meet. In a survey of 600 firms, the AICPA found that only seven (1.17 percent) firms reported an extraordinary item in 2000 that was not associated with the early extinguishment of debt. Until *SFAS No. 145*, which became effective in May 2002, gains or losses from the early extinguishment of debt, if material, were to be classified as extraordinary items. *SFAS No. 145* (see FASB ASC 470-50-45) changed this requirement so that now early debt extinguishment must meet the unusual and infrequent criteria in order to qualify for treatment as an extraordinary item.

certain financial reporting issues. At its September 21, 2001, meeting, the EITF tentatively agreed that the losses sustained by companies as a result of the attacks should be considered extraordinary. All the EITF members agreed that the events were both unusual in nature and infrequent. But at the September 28 meeting, the task force decided against treating losses associated with the attack as extraordinary because the events were so extensive and pervasive that it would be impossible to capture them in any one financial statement line item. Therefore, attempting to record them as extraordinary would result in only a part, and perhaps a relatively small part, of the real effect of these events.<sup>13</sup>

## Accounting Changes

The accounting standard of consistency indicates that similar transactions should be reported in the same manner each year. Stated differently, management should choose the set of accounting practices that most correctly presents the resources and performance of the reporting unit and continue to use those practices each year. However, companies might occasionally find that reporting is improved by changing the methods and procedures previously used or that changes in reporting may be dictated by the FASB or the SEC. Even though the results of efficient market research indicate that changes in income due to changed accounting methods do not affect stock prices, when changes in reporting practices occur, the comparability of financial statements between periods is impaired. The accounting standard of disclosure dictates that the effect of these changes should be reported. The major question surrounding changes in accounting practices is the proper method to use in disclosing them. That is, should previously issued financial statements be changed to reflect the new method or procedure?

The APB originally studied this problem and issued its findings in *APB Opinion No. 20, "Accounting Changes"* (superseded). This release identified three types of accounting changes, discussed the general question of errors in the preparation of financial statements, and defined these changes and errors as follows:

1. *Change in an accounting principle.* This type of change occurs when an entity adopts a GAAP that differs from one previously used for reporting purposes. Examples of such changes are a change from LIFO to FIFO inventory pricing or a change in depreciation methods.
2. *Change in an accounting estimate.* These changes result from the necessary consequences of periodic presentation. That is, financial statement presentation requires estimation of future events, and such estimates are subject to periodic review. Examples of such changes are the life of depreciable assets and the estimated collectability of receivables.
3. *Change in a reporting entity.* Changes of this type are caused by changes in reporting units, which may be the result of consolidations, changes

13. Financial Accounting Standards Board, "FASB's Emerging Issues Task Force Decides against Extraordinary Treatment for Terrorist Attack Costs," News release, 1 October 2001.

in specific subsidiaries, or a change in the number of companies consolidated.

4. *Errors.* Errors are not viewed as accounting changes; rather, they are the result of mistakes or oversights such as the use of incorrect accounting methods or mathematical miscalculations.<sup>14</sup>

The Board then specified the accounting treatment required to satisfy disclosure requirements in each instance. The basic question was the advisability of retroactive presentation. The following paragraphs summarize the accounting requirements of *APB Opinion No. 20*.

### **Change in an Accounting Principle**

Under the provisions of *APB Opinion No. 20*, when an accounting principle was changed, it was treated currently. That is, the company presented its previously issued financial statements as they were before the change occurred, with the cumulative prior effects of the change shown as a component of net income for the period in which the change occurred. This requirement necessitated determining the yearly changes in net income of all prior periods attributable to changing from one GAAP to another. For example, if a company changed from straight-line to sum-of-year's-digits depreciation, the cumulative effect of this change on all years prior to the change was calculated and disclosed (net of tax) as a separate figure between extraordinary items and net income. The cumulative effect (net of tax) was then disclosed as a separate figure between extraordinary items and net income. In addition, per-share data for all comparative statements included the results of the change as if the change had been consistently applied. This requirement resulted in the disclosure of additional pro forma, per-share figures for each period presented in which the change affected net income.

The general conclusion of *APB Opinion No. 20* was that previously issued financial statements need not be revised for changes in accounting principles. However, the FASB revisited this issue, and in May 2005, it issued *SFAS No. 154*, "Accounting Changes and Error Corrections—A Replacement of APB Opinion No. 20 and FASB Statement No. 3" (see FASB ASC 250). This pronouncement required retrospective application to prior periods' financial statements of changes in accounting principles. *Retrospective application* was defined in *SFAS No. 154* (see FASB ASC 250-10-20) as follows:

The application of a different accounting principle to one or more previously issued financial statements, or to the statement of financial position at the beginning of the current period, as if that principle had always been used, or a change to financial statements of prior accounting periods to present the financial statements of a new reporting entity as if it had existed in those prior years.

When it is impracticable to determine the period-specific effects of an accounting change on one or more prior periods presented, or to determine the cumulative effect, FASB ASC 250 requires that the new accounting principle must be applied to

14. Accounting Principles Board, *APB Opinion No. 20*, "Accounting Changes" (New York: AICPA, 1971).



the balances of the appropriate assets and liabilities as of the beginning of the earliest period for which retrospective application is practicable, and a corresponding adjustment must be made to the opening balance of retained earnings for that period rather than being reported in an income statement. Finally, the guidelines contained at FASB ASC 250 require that a change in depreciation, amortization, or depletion method for long-lived nonfinancial assets be accounted for as a change in accounting estimate (discussed later) effected by a change in accounting principle.

The guidelines contained at FASB ASC 250 are an example of the effort by the FASB to improve the comparability of cross-border financial reporting by working with the IASB to develop a single set of high-quality accounting standards. As part of that effort, the two bodies identified opportunities to improve financial reporting by eliminating certain narrow differences between their existing accounting standards. Reporting accounting changes was identified as an area in which financial reporting in the United States could be improved by eliminating differences between *Opinion 20* and *IAS No. 8*, "Accounting Policies, Changes in Accounting Estimates and Errors." FASB ASC 250 (predecessor literature *SFAS No. 154*) was also seen as improving financial reporting, because its provisions enhance the consistency of financial information between periods, resulting in more useful financial information that facilitates the analysis and understanding of comparative accounting data.

### **Change in Estimates**

Estimated changes are handled prospectively. They require no adjustments to previously issued financial statements. These changes are accounted for in the period of the change, or if more than one period is affected, in both the period of change and in the future. For example, assume that a company originally estimated that an asset would have a useful service life of ten years, and after three years of service the total service life of the asset was estimated to be only eight years. The remaining book value of the asset would be depreciated over the remaining useful life of five years. The effects of changes in estimates on operating income, extraordinary items, and the related per-share amounts must be disclosed in the year they occur. As with accounting changes to LIFO, the added disclosures should aid users in their judgments regarding comparability.

### **Change in Reporting Entities**

Changes in reporting entities must be disclosed retroactively by restating all financial statements presented as if the new reporting unit had been in existence at the time the statements were first prepared. That is, previously issued statements are recast to reflect the results of a change in reporting entity. The financial statements should also indicate the nature of the change and the reason for the change. In addition, the effect of the change on operating income, net income, and the related per-share amounts must be disclosed for all comparative statements presented. A change in reporting entity can materially alter financial statements. For example, if a previously unconsolidated subsidiary is consolidated, the investment account is removed and the assets and liabilities of the subsidiary are added to those of the parent company. When this occurs, total assets, debt, and most financial ratios are typically affected. Without retroactive restatement for an accounting change in reporting entity, the investor would find it difficult, if not impossible, to compare company performance before and after the accounting change.



## Errors

Errors are defined as prior period adjustments (discussed later in the chapter) by FASB ASC 250. In the period the error is discovered, the nature of the error and its effect on operating income, net income, and the related per-share amounts must be disclosed. In the event the prior period affected is reported for comparative purposes, the corrected information must be disclosed for the period in which it occurred. This requirement is a logical extension of the retroactive treatment required for accounting changes. To continue to report information known to be incorrect would purposefully mislead investors. By providing retroactive corrections, users can better assess the actual performance of the company over time.

The following are examples of errors:

1. A change from an accounting practice that is not generally acceptable to a practice that is generally acceptable
2. Mathematical mistakes
3. The failure to accrue or defer revenues and expenses at the end of any accounting period
4. The incorrect classification of costs and expenses

## Earnings per Share

Analysts, investors, and creditors often look for some way to condense a firm's performance into a single figure, some quick and efficient way to compare firms' performance. Earnings per share (EPS) serves this purpose: It allows users to summarize the firm's performance in a single number. Additionally, the use of the income statement as the primary source of information by decision makers has resulted in a need to disclose the amount of earnings that accrue to different classes of investors. The amount of earnings accruing to holders of debt and preferred stock (termed *senior securities*) is generally fixed. Common stockholders are considered residual owners. Their claim to corporate profits depends on the levels of revenues and associated expenses. The income remaining after the distribution of interest and preferred dividends is available to common stockholders; it is the focus of accounting income determination. The amount of corporate income accruing to common stockholders is reported on the income statement on a per-share basis.

The basic calculation of EPS is relatively easy. The net income available to common stockholders is divided by the weighted average number of common shares outstanding during the accounting period. A company's net income is already net of interest expense (the claims of debt holders). If the company also has preferred shares outstanding, the claims of these senior securities (dividends) must be subtracted from net income to determine the company's income available to common stockholders. Thus the numerator for basic EPS is net income less the preferred dividends. Basic EPS is intended to measure the amount that a share of common stock has earned during an accounting period. Because companies often have numerous stock transitions during the accounting period, the denominator is the arithmetic mean of the number of shares outstanding, weighted by time.

Basic EPS is historical. It measures the performance that actually occurred during the accounting period from the perspective of a single share of common stock. However, reporting basic EPS is considered insufficient to meet investor needs because of the potential impact on EPS of a wide variety of securities issued

by corporations. For example, many companies have issued stock options, stock warrants, and convertible securities that can be converted into common stock at the option of the holders of the securities. In the event these types of securities are exchanged for common stock, they have the effect of reducing (diluting) the earnings accruing to preexisting stockholders. The exercise of an option or warrant or the conversion of convertible securities to common stock would increase the number of shares of common stock outstanding, thereby having a potentially dilutive effect on EPS. However, the effect on EPS is complicated when a company has convertible securities outstanding, because, in addition to issuing new shares of common stock, the amount of the company's reported earnings would also increase. Consequently, the effect of conversion could be either an increase or decrease in reported EPS because the increase in common shares outstanding might be proportionately less than or greater than the accompanying increase in net income.

The APB first discussed the ramifications of these issues in *Opinion No. 9* and developed the residual security and senior security concepts. This release stated:

When more than one class of common stock is outstanding, or when an outstanding security has participation dividend rights, or when an outstanding security clearly derives a major portion of its value from its conversion rights or its common stock characteristics, such securities should be considered "residual securities" and not "senior securities" for purposes of computing earnings per share.<sup>15</sup>

This provision of *APB Opinion No. 9* was only "strongly recommended" and not made mandatory, but the development of the concept formed the framework for *APB Opinion No. 15*, "Earnings per Share."<sup>16</sup> The latter opinion noted the importance placed on per-share information by investors and the marketplace and concluded that a consistent method of computation was needed to make EPS amounts comparable across all segments of the business environment.

*APB Opinion No. 15* made mandatory the presentation of EPS figures for income before extraordinary items and net income. This requirement was superseded by *SFAS No. 128* (see FASB ASC 260),<sup>17</sup> which requires that EPS figures<sup>18</sup> for income from continuing operations and net income be presented on the face of the income statement. In addition, EPS figures for discontinued operations, extraordinary items, and cumulative effects of accounting changes were required to be disclosed.

Under the provisions of *APB Opinion No. 15*, a company had either a simple or complex capital structure. A *simple capital structure* was composed solely of common stock or other securities whose exercise or conversion would not in the aggregate dilute EPS by 3 percent or more.

Companies with *complex capital structures* were required to disclose dual EPS figures: primary EPS and fully diluted EPS. *Primary EPS* was intended to display the most likely dilutive effect of exercise or conversion on EPS. It included only the

15. Accounting Principles Board, *APB Opinion No. 9*, para. 23.

16. Accounting Principles Board, *APB Opinion No. 15*, "Earnings per Share" (New York: AICPA, 1969).

17. Financial Accounting Standards Board, *SFAS No. 128*, "Earnings per Share" (Stamford, CT: FASB, 1997).

18. Firms with simple capital structures report basic EPS figures. All others report diluted EPS figures. Basic and diluted EPS are discussed later in the chapter.

dilutive effects of common stock equivalents. *APB Opinion No. 15* described *common stock equivalents* as securities that are not, in form, common stock, but rather contain provisions that enable the holders of such securities to become common stockholders and to participate in any value appreciation of the common stock. For example, stock warrants, options, and rights were considered common stock equivalents because they exist solely to give the holder the right to acquire common stock. Dual presentation required that EPS be recast under the assumption that the exercise or conversion of potentially dilutive securities (common stock equivalents for primary EPS and all securities for fully dilutive EPS) had actually occurred.

The provisions of *APB Opinion No. 15* were criticized as being arbitrary, too complex, and illogical. Criticisms focused mainly on the requirements for determining whether a convertible security is a common stock equivalent. Under *APB Opinion No. 15* a convertible security was considered a common stock equivalent if, at issuance, its yield was less than two-thirds of the corporate bond yield. This requirement did not reflect the likelihood of conversion in a dynamic securities market. As a result, changes in market prices subsequent to issuance, which can change the nature of convertibles from senior securities to securities that are likely to be converted, were ignored. Thus similar securities issued by different companies were likely to have been classified differently, for common stock equivalency purposes.

In addition, the need for dual presentation as required under *APB Opinion No. 15* was questioned. Companies with complex capital structures were not required to report basic (undiluted) EPS. Critics argued that the extremes, no dilution to full dilution, were endpoints on a continuum of potential dilution and that both endpoints have information content. Moreover, many users contended that basic EPS would be more useful than primary EPS because it displays what actually occurred. Consistent with these views, a research study indicated that primary EPS seldom differs from fully diluted EPS.<sup>19</sup>

In 1991, the FASB issued a plan to make financial statements more useful to investors and creditors by increasing the international comparability of financial information. Subsequently, the FASB undertook a project on the calculation and presentation of EPS information.<sup>20</sup> The International Accounting Standards Committee had begun a similar project in 1989. Both projects were undertaken in response to the criticisms leveled at the complexity and arbitrariness of EPS calculations as described above. While the two bodies agreed to cooperate with each other in sharing information, each issued a separate but similar statement: *IAS No. 33* and *SFAS No. 128* (see FASB ASC 260).

The FASB decided to replace primary EPS with basic EPS, citing the following reasons:

1. Basic EPS and diluted EPS data would give users the most factually supportable range of EPS possibilities.
2. Use of a common international EPS statistic is important because of database-oriented financial analysis and the internationalization of business and capital markets.

19. C. L. DeBerg and B. Murdock, "An Empirical Investigation of the Usefulness of Earnings per Share Information," *Journal of Accounting, Auditing and Finance* (Spring 1994): 249–264.

20. See FASB *Highlights*, "FASB's Plan for International Activities," January 1995, for a discussion of this issue

3. The notion of common stock equivalents does not operate effectively in practice.
4. The computation of primary EPS is complex and might not be well understood or consistently applied.
5. Presenting basic EPS would eliminate the criticisms about the arbitrary determination of whether a security is a common stock equivalent.<sup>21</sup>

FASB ASC 260 requires the presentation of EPS by all companies that have issued common stock or other securities, which upon exercise or conversion would result in the issuance of common stock when those securities are publicly traded. Companies with simple capital structures are to report only basic EPS figures. FASB ASC 260-10-45 defines simple capital structures as those companies with only common stock outstanding.<sup>22</sup> All other companies are required to present basic and diluted EPS amounts.

## Basic EPS

The objective of *basic EPS* is to measure a company's performance over the reporting period from the perspective of the common stockholder. Basic EPS is computed by dividing income available to common stockholders by the weighted average number of shares outstanding during the period. That is,

$$\text{Basic EPS} = \frac{\text{Net income} - \text{Preferred dividends}}{\text{Weighted average number of shares outstanding}}$$

## Diluted EPS

The objective of *diluted EPS* is to measure a company's pro forma performance over the reporting period from the perspective of the common stockholder as if the exercise or conversion of potentially dilutive securities had actually occurred. This presentation is consistent with the conceptual framework objective of providing information on an enterprise's financial performance, which is useful in assessing the prospects of the enterprise. Basic EPS is historical. It reports what enterprise performance was during the period. Diluted EPS reveals what could happen to EPS if and when dilution occurs. Taken together, these two measures provide users with information to project historical information into the future and to adjust those projections for the effects of potential dilution.

The dilutive effects of *call options and warrants* are reflected in EPS by applying the treasury stock method. The dilutive effects of written *put options*, which require the reporting entity to repurchase shares of its own stock, are computed by applying the reverse treasury stock method. And the dilutive effects of convertible securities are computed by applying the if-converted method. Each of these methods is described below.

21. The sections describing the reasons for issuing standards are not contained in the FASB ASC; they are contained in Financial Accounting Standards Board, *Statement of Financial Accounting Standards No. 128*, "Earnings per Share" (Stamford, CT: FASB, 1997), para. 89.

22. This definition eliminated the *APB Opinion No. 15* criterion of 3 percent materiality.

Securities whose exercise or conversion is antidilutive (exercise or conversion causes EPS to increase) are excluded from the computation of diluted EPS. Diluted EPS should report the maximum potential dilution. When there is more than one potentially dilutive security, the potential dilutive effect of individual securities is determined first by calculating earnings per incremental share. Securities are then sequentially included in the calculation of diluted EPS. Those with the lowest earnings per incremental share (i.e., those with the highest dilutive potential effect) are included first.

### Call Options and Warrants

Call options and warrants give the holder the right to purchase shares of the company's stock for a predetermined option (exercise or strike) price. In the typical exercise of stock options and warrants, the holder receives shares of common stock in exchange for cash. The holders exercise their options only when the market price of common stock exceeds the option price.<sup>23</sup>

Rather than making complex assumptions regarding how the company might use the cash proceeds from the presumed exercise of call options or warrants, the FASB requires the use of the *treasury stock method* to determine the dilutive effect on EPS.<sup>24</sup> Under this approach, Treasury shares are presumed to be purchased with the proceeds at the average market price occurring during the accounting period.<sup>25</sup> The difference between the number of shares presumed issued upon exercise of the options and the number of treasury shares presumed to have been purchased is termed *incremental shares*. The incremental shares are added to the weighted average number of shares outstanding during the period to determine the dilutive effect of exercising the options or warrants.

### Written Put Options

Written put options and forward purchase contracts require the reporting entity to repurchase shares of its own stock at a predetermined price. These securities are dilutive when the exercise price is above the average market price during the period. Hence, their dilutive effect is computed using the *reverse treasury stock method*. This procedure is essentially the opposite of the treasury stock method used for call options and warrants.

23. Alternatively, when the option price is higher than the market price of common shares, it would be illogical to presume that dilution would occur. In this case, the options, warrants, or rights are said to be antidilutive. Under FASB ASC 260-10, antidilution occurs when the option price exceeds the average market price during the period.

24. For example, if it were assumed that the cash would be spent on operations, the company would have to project the impact of such an investment on revenues and expenses. This would require assumptions regarding such things as the price elasticity of the company's products and services and whether the present physical plant could accommodate the presumed expanded activities.

25. The APB also required the treasury stock approach. As a safeguard against the potential impact that a large repurchase of treasury shares might have on the market price of common shares, the number of treasury shares was limited to 20 percent of the outstanding shares at the end of the period. Excess cash was presumed to have been spent to reduce debt or to purchase U.S. government securities. FASB ASC 260-10 imposes no limit on the number of treasury shares assumed repurchased. This is an example of one of the objectives of the original pronouncement, to minimize the computational complexity and arbitrary assumptions of its predecessor, *APB Opinion No. 15*.

Under the reverse treasury stock method, it is presumed that the company issues enough common shares at the average market price to generate enough cash to satisfy the contract. It is then assumed that the proceeds from the stock issuance are used to exercise the put (buy back the shares under contract). The incremental shares (the difference between the number of shares assumed issued and the number of shares that would be received when the put is exercised) are added to the denominator to calculate diluted EPS.

### Convertible Securities

Convertible securities are securities (usually bonds or preferred stock) that are convertible into other securities (usually common stock) at a predetermined exchange rate. To determine whether a convertible security is dilutive requires calculation of EPS as if conversion had occurred. The “as-if-converted” figure is then compared to EPS without conversion. If conversion would cause EPS to decline, the security is dilutive. If not, the security would be considered antidilutive, and its pro forma effect of conversion would not be included in diluted EPS.

Under the *if-converted method*,

1. If the company has convertible preferred stock, the preferred dividend applicable to the convertible preferred stock is not subtracted from net income in the EPS numerator. If the preferred stock had been converted, the preferred shares would not have been outstanding during the period and the preferred dividends would not have been paid. Hence there would have been no convertible preferred stockholder claim to net income.
2. If the company has convertible debt, the interest expense applicable to the convertible debt net of its tax effect is added to the numerator. If the convertible debt had been converted, the interest would not have been paid to the creditors. At the same time, there would be no associated tax benefit. As a result, net income, and hence income to common stockholders, would have been higher by the amount of the interest expense saved minus its tax benefit.
3. The number of shares that would have been issued upon conversion of the convertible security is added to the denominator.

### Contingently Issuable Shares

Contingently issuable shares are shares whose issuance is contingent upon the satisfaction of certain conditions, such as attaining a certain level of income or market price of the common shares in the future. If all necessary conditions have not been met by the end of the reporting period, FASB ASC 260 requires that contingently issuable shares be included in the computation of diluted EPS based on the number of shares that would be included, if any, if the reporting period were the end of the contingency period. For example, if the shares are issuable once a given level of net income is attained, the company must presume that the current level of earnings will continue until the end of the agreement. Under this presumption, if current earnings are at least as great as the target level of earnings, the contingently issuable shares must be included in diluted EPS if they are dilutive.

The joint FASB-IASB Short-Term International Convergence project is reconsidering some of the more technical aspects of EPS computations relating to the earnings per share treatment of options, warrants, and their equivalents classified as equity, mandatorily convertible instruments, and convertible debt that are

treated differently in *SFAS No. 128* and *IASB No. 33*. In 2009, the IASB decided to pause the Earnings per Share project and resume discussions later in the year. It was expected that the FASB and IASB would review the comments received on the exposure draft in detail and begin redeliberations. However, at the time this text was published no further action had been taken.

Hershey has a complex capital structure and, consequently, discloses basic as well as diluted EPS on its fiscal 2011 income statements. Tootsie Roll has a simple capital structure and reports only one EPS figure.

## Usefulness of Earnings per Share

The overall objective of EPS data is to provide investors with an indication of the value of the firm and expected future dividends. A major theoretical issue surrounding the presentation of EPS is whether this information should be based on historical or forecasted information. Authoritative accounting bodies have generally taken the position that financial information should be based only on historical data. Views formerly expressed by *APB Opinion No. 15* and currently contained at FASB ASC 260 are consistent with this trend.

EPS has been termed a *summary indicator*—a single item that communicates considerable information about an enterprise's performance or financial position. The continuing trend toward complexity in financial reporting has caused many financial statement users to use summary indicators. EPS is especially popular, because it is thought to contain information useful in making predictions about future dividends and stock prices, and it is often used as a measure of management efficiency. However, investors' needs might be better satisfied with measures that predict future cash flows (such as current or pro forma dividends per share). As discussed in Chapter 7, cash-flow data might provide more relevant information to investors than earnings data using accrual-basis accounting income. Many accountants discourage the use of summary indicators, such as EPS. These accountants maintain that an understanding of a company's performance requires a more comprehensive analysis than a single ratio can provide.

## Comprehensive Income

Issues about income reporting have been characterized broadly in terms of a contrast between the current operating performance and the all-inclusive income concepts. Although the FASB generally has followed the all-inclusive income concept, it has made some specific exceptions to that concept. Several accounting standards require that certain items that qualify as components of comprehensive income bypass the income statement. Other components are required to be disclosed in the notes. The rationale for this treatment is that the earnings process is incomplete. Examples of items currently not disclosed on the traditional income statement and reported elsewhere are as follows:

1. Foreign currency translation adjustments (see Chapter 16)
2. Gains and losses on foreign currency transactions that are designated as, and effective as, economic hedges of a net investment in a foreign entity (see Chapter 16)
3. Gains and losses on intercompany foreign currency transactions that are categorized as long-term investments (that is, settlement is not planned or anticipated in the foreseeable future), when the entities to the transaction



are consolidated, combined, or accounted for by the equity method in the reporting entity's financial statements (see Chapter 16)

4. A change in the market value of a futures contract that qualifies as a hedge of an asset reported at fair value unless earlier recognition of a gain or loss in income is required because high correlation has not occurred (see Chapter 16)
5. The excess of the additional pension liability over unrecognized prior service cost (see Chapter 14)
6. Unrealized holding gains and losses on available-for-sale securities (see Chapter 10)
7. Unrealized holding gains and losses that result from a debt security being transferred into the available-for-sale category from the held-to-maturity category (see Chapter 10)
8. Subsequent decreases (if not other-than-temporary impairments) or increases in the fair value of available-for-sale securities previously written down as impaired (see Chapter 10)

In 1996, the FASB initiated a project designed to require the disclosure of comprehensive income by business enterprises. This project was undertaken in response to a variety of concerns, including the increasing use of off-balance sheet financing, the practice of reporting some items of comprehensive income directly in stockholders' equity, and acknowledgment of the need to promote the international harmonization of accounting standards. The result of this project was *SFAS No. 130, "Reporting Comprehensive Income"* (see FASB ASC 220).

The issues considered in this project were organized under five general questions: whether comprehensive income should be reported, whether cumulative accounting adjustments should be included in comprehensive income, how the components of comprehensive income should be classified for disclosure, whether comprehensive income should be disclosed in one or two statements of financial performance, and whether components of other comprehensive income should be displayed before or after their related tax effects.

*Comprehensive income* is defined as the change in equity [net assets] of a business enterprise during a period from transactions and other events and circumstances from nonowner sources.<sup>26</sup> It includes all changes in equity during a period except those resulting from investments by owners and distributions to owners. The term *comprehensive income* is used to describe the total of all components of comprehensive income, including net income. FASB ASC 220-10-20 uses the term *other comprehensive income* to refer to revenues, expenses, gains, and losses included in comprehensive income but excluded from net income. The stated purpose of reporting comprehensive income is to report a measure of overall enterprise performance by disclosing all changes in equity of a business enterprise that result from recognized transactions and other economic events of the period other than transactions with owners in their capacity as owners.

FASB ASC 220 requires the disclosure of comprehensive income and discusses how to report and disclose comprehensive income and its components, including net income. However, it does not specify when to recognize or how to measure the items that make up comprehensive income. The FASB indicated that existing and future accounting standards will provide guidance on items that are

26. FASB ASC 220-10-20.



to be included in comprehensive income and its components. When used with related disclosures and information in the other financial statements, the information provided by reporting comprehensive income should help investors, creditors, and others in assessing an enterprise's financial performance and the timing and magnitude of its future cash flows.

In addressing what items should be included in comprehensive income, the main issue was whether the effects of certain accounting adjustments of earlier periods, such as the cumulative effects of changes in accounting principles, should be reported as part of comprehensive income. In reaching its initial conclusions, the FASB considered the definition of comprehensive income originally contained in *SFAC No. 5*, which indicates that the concept includes all recognized changes in equity (net assets), including cumulative accounting adjustments. The Board decided to follow that definition, and thus to include cumulative accounting adjustments as part of comprehensive income. In 2005, the FASB reversed this decision and now requires retroactive presentation of the effect of changes in accounting principles.

With respect to the components of comprehensive income, FASB ASC 220 requires companies to disclose an amount for net income that must be accorded equal prominence with the amount disclosed for comprehensive income. When comprehensive income includes only net income, comprehensive income and net income are identical. The standard does not change the components of net income or their classifications within the income statement. As discussed earlier, total net income includes income from continuing operations, discontinued operations, and extraordinary items. Items included in other comprehensive income are classified based on their nature. For example, under existing accounting standards, other comprehensive income may be separately classified into foreign currency items, minimum pension liability adjustments, and unrealized gains and losses on certain investments in debt and equity securities.

In reporting comprehensive income, companies are required to use a gross disclosure technique for classifications related to items of other comprehensive income other than minimum pension liability adjustments. For those classifications, reclassification adjustments must be disclosed separately from other changes in the balances of those items so that the total change is disclosed as two amounts. A net disclose technique for the classification related to minimum pension liability adjustments is required (see Chapter 14). For this classification, the reclassification adjustment must be combined with other changes in the balance of that item so that the total change is disclosed as a single amount.

When using the gross disclosure technique, reclassification adjustments may be disclosed in one of two ways. One way is as part of the classification of other comprehensive income to which those adjustments relate, such as within a classification for unrealized securities gains and losses. The other way is to disclose a separate classification consisting solely of reclassification adjustments in which all reclassification adjustments for a period are disclosed.

Prior to 2011, FASB ASC 220 required the total for comprehensive income to be reported in a financial statement that is displayed with the same prominence as other financial statements. The components of other comprehensive income were allowed to be displayed below the total for net income in an income statement, a separate statement that begins with net income, or a statement of changes in equity. However, in June 2011 the FASB issued ASU 2011-05, *Comprehensive Income*, amending this requirement. The stated objective of ASU 2011-05 is to improve the comparability, consistency, and transparency of financial reporting

and to increase the prominence of items reported in other comprehensive income. In order to increase the prominence of items reported in other comprehensive income and to facilitate the convergence of U.S. GAAP and International Financial Reporting Standards (IFRS), the FASB decided to eliminate the option of presenting the components of other comprehensive income as part of the statement of changes in stockholders' equity. The ASU requires that all nonowner changes in stockholders' equity be presented either in a single continuous statement of comprehensive income or in two separate but consecutive statements. In the two-statement approach, the first statement should present total net income and its components followed consecutively by a second statement that should present total other comprehensive income, the components of other comprehensive income, and the total of comprehensive income.

The method of disclosing comprehensive income may be important to investors. A study by Hirst and Hopkins indicated that financial analysts detected earnings management on selected items only when this information was presented in a separate statement of comprehensive income,<sup>27</sup> and Maines and McDaniel found that the corporate performance evaluation of nonprofessional investors (the general public) was affected by the method of presentation.<sup>28</sup> These authors argue that according to their results, nonprofessional investors will use comprehensive income information only if it is included in a separate statement rather than as a component of stockholders' equity. Taken together, these results provide evidence that the presentation format for comprehensive income can influence decision making. These findings are consistent with the FASB's previous contention that the placement of comprehensive income provides a signal to investors about its importance.<sup>29</sup>

The total of other comprehensive income, for elements not reported as part of traditional net income for a period, must be transferred to a separate component of equity in a statement of financial position at the end of an accounting period. A descriptive title such as *accumulated other comprehensive income* is to be used for that component of equity. A company must also disclose accumulated balances for each classification in that separate component of equity on the face of a statement of financial position, in a statement of changes in equity, or in notes accompanying the financial statements. Those classifications must correspond to classifications used for components of other comprehensive income in a statement of financial performance.

The overriding question regarding the disclosure of comprehensive income on corporate financial reports is, "Does this amount provide investors with additional information that allows better predictions?" The evidence so far is mixed. The previously cited study by Hirst and Hopkins found that the presentation of comprehensive income influenced financial analysts' estimates of the value of a company engaged in earnings management.<sup>30</sup> However, Dhaliwal, Subramanyam, and Trezevant did not find that comprehensive income was associated with the market

27. D. Eric Hirst and Patrick Hopkins, "Comprehensive Income Reporting: Financial Analyst's Judgments," *Journal of Accounting Research* (Supplement, 1998): 47–75.

28. Lauren A. Maines and Linda S. McDaniel, "Effects of Comprehensive-Income Characteristics on Nonprofessional Investor Judgments: The Role of Financial-Statement Presentation Format," *The Accounting Review* (April 2000), 179–207.

29. Financial Accounting Standards Board, "Exposure Draft—Reporting Comprehensive Income," 1996, paras. 50 and 63.

30. Hirst and Hopkins, "Comprehensive Income Reporting."

**EXHIBIT 6.3** *Hershey Company, Inc. Comprehensive Income as Disclosed in Its Footnotes for the Fiscal Year December 31, 2011*

<b>For the Year Ended December 31, 2011, in Thousands of Dollars</b>	<b>Pre-Tax (Expense) Amount</b>	<b>Tax Benefit</b>	<b>After-Tax Amount</b>
Net income			\$ 628,962
<b>Other comprehensive income (loss):</b>			
Foreign currency translation adjustments	\$ (21,213)	\$ —	(21,213)
Pension and post-retirement benefit plans	(137,918)	52,095	(85,823)
<b>Cash flow hedges:</b>			
Losses on cash flow–hedging derivatives	(175,011)	67,298	(107,713)
Reclassification adjustments	<u>(20,282)</u>	<u>7,767</u>	<u>(12,515)</u>
Total other comprehensive loss	<u>\$ (354,424)</u>	<u>\$ 127,160</u>	<u>(227,264)</u>
Comprehensive income			<u>\$ 401,698</u>

value of a firm's stock or that it was a better predictor of future cash flows than net income.<sup>31</sup> Additional research is needed to further assess this relationship.

Hershey Company discloses changes in other comprehensive income in its consolidated statement of shareholder's equity as a single net amount and elaborates on the individual components of this amount in the footnotes. Tootsie Roll includes the calculation of other comprehensive income on its income statement as shown on p. 189. The disclosure of Hershey Company's items of other comprehensive income is illustrated in Exhibit 6.3.

## Prior Period Adjustments

Occasionally, companies make mistakes in their accounting records. Sometimes these "mistakes" occur because of intentional or fraudulent misapplication of accounting rules, principles, or estimates. For example, in the spring of 2002, internal auditors at WorldCom uncovered a massive accounting fraud in which the company capitalized operating expenses and began depreciating them rather than expensing them in the year they occurred.<sup>32</sup> In a case like this, the company has to restate its financial statements and adjust numerous accounts in order to clean up its books.

Generally, mistakes are unintentional and arise because of errors in arithmetic, double entries, transposed numbers, or failure to record a transaction or adjustment. If the company discovers the mistake in the period when it occurred, an adjustment is made to the accounts affected to correct it. If, however, the mistake is not discovered until a later period, the company needs to make a prior period adjustment. *Prior period adjustments* involve adjusting the beginning retained earnings balance and reporting the adjustment in either the statement of

31. Dan Dhaliwal K. R. Subramanyam, and Robert Trezevant, "Is Comprehensive Income Superior to Net Income as a Measure of Firm Performance?" *Journal of Accounting and Economics* 26, nos. 1–3 (January 1999): 43–67.

32. The *Wall Street Journal* published an excellent article on how WorldCom's internal auditors uncovered the fraud; see "How Three Unlikely Sleuths Exposed Fraud at WorldCom," *Wall Street Journal*, 30 October 2002, 1, <http://online.wsj.com/article/0,,SB1035929943494003751.djm,00.html>.

stockholders' equity or a separate statement of retained earnings. Because the error occurred in a prior period, it does not affect the current income statement, so it is not reported in the income statement in the period of correction. Also, because the prior period's net income was closed to retained earnings at the end of that period, the retained earnings total is misstated in the current period and must be adjusted to remove the effect of the error.

The reporting requirements for disclosing prior period adjustments have evolved over time. The test for classifying an item as a prior period adjustment (adjustment to retained earnings) was originally made quite rigid in *APB Opinion No. 9*. For events and transactions to be classified as prior period adjustments, they must have been

. . . specifically identified and directly related to the business activities of particular prior periods, (b) not attributable to economic events occurring subsequent to the date of the financial statements for the prior period, (c) dependent primarily on determination by persons other than management, (d) not susceptible of reasonable estimation prior to such determination.<sup>33</sup>

At the time *Opinion No. 9* was issued, the APB took the position that prior-period adjustments that are disclosed as increases or decreases in the beginning retained earnings balance should have been related to events of previous periods that were not susceptible to reasonable estimation at the time they occurred. In addition, because these amounts were material by definition, it is expected that the auditor's opinion would be at least qualified on the financial statements issued when the event or transaction took place. Examples of prior-period adjustments under *APB Opinion No. 9* were settlements of income tax cases or other litigations. The category of errors was later added to this classification. Errors would, of course, not result in an opinion qualification because they would not be known to the auditors when the financial statements were released.

In 1976, the SEC released *Staff Accounting Bulletin No. 8*, which concluded that litigation is inevitably an economic event and that settlements of litigation constitute economic events of the period in which they occur. This conclusion created a discrepancy between generally accepted accounting principles and the reporting requirements for companies registered with the SEC. Before the release of *Staff Accounting Bulletin No. 8*, the FASB had undertaken a study of prior period adjustment reporting of 600 companies and also concluded that a clarification of the criteria outlined in *APB Opinion No. 9* was required.

Subsequently, the FASB issued *SFAS No. 16*, "Prior Period Adjustments" (see FASB ASC 250), which indicated that the only items of profit and loss that should be reported as prior period adjustments were

- a. Correction of an error in the financial statements of a prior period
- b. Adjustments that result from the realization of income tax benefits of preacquisition operating loss carry-forwards of purchased subsidiaries<sup>34</sup>

The restrictive criteria for the classification of an item of revenue or expense to be categorized as a prior period adjustment have greatly reduced their inclusion on financial statements. Neither Hershey Company nor Tootsie Roll disclosed any

33. Accounting Principles Board, *APB Opinion No. 9*, para. 23.

34. Financial Accounting Standards Board, *SFAS No. 16*, "Prior Period Adjustments" (Stamford, CT: FASB, 1977), para. 11.

prior period adjustments for the fiscal years covered by their income statements. However, during 2011, Extra Space Storage, Inc., a self-storage company in Salt Lake City, Utah, determined that a prior period adjustment was required because an asset management fee of \$885,000 owed to the company by the SPI joint venture had not been recorded by for the five-year period ended December 31, 2010.

## Proposed Format of the Statement of Comprehensive Income

---

The FASB and the IASB are working on a proposal to recast financial statements into a new format. One possible result is the elimination of the current definition of net income. In its place, financial statement users might find a number of profit figures that correspond to different corporate activities. The rationale for the new presentation is that focusing on the net profit number has been seen as one cause for the fraud and stock market excesses that characterize the past several years. That is, many of the major accounting scandals earlier this decade centered on the manipulation of net income. The stock market bubble of the 1990s was the result of investors' assumptions that corporate net profits would grow rapidly for years to come. As a result, beating quarterly earnings estimates became a distraction or worse for companies' managers and investors. Although it isn't known whether the new format would reduce attempts to fudge the numbers, companies would be required to give a more detailed breakdown of their activities.

The new proposed income statement has separate categories for the disclosure of a company's operating business, financing activities, investing activities, and tax payments. Each category also contains an income subtotal. The proposal adopts a single statement of comprehensive income format that combines income statement elements and components of other comprehensive income into a single statement. Items of other comprehensive income are to be presented in a separate section following the income statement elements. This presentation format includes a subtotal of net income and a total of comprehensive income in the period. The Boards eliminated the current alternative presentation format that allows items of other comprehensive income to be presented in one of three ways: on a separate statement, on a combined statement of comprehensive income, or on the statement of stockholder's equity. This change was made because research studies suggested that investors and other users' ability to process the information will be enhanced if a uniform format of comprehensive income statement is presented.

According to the proposal, all income and expense items are to be classified into operating, investing, and financing categories. Within those categories, an entity disaggregates line items by function. Within those functions, an entity should further disaggregate line items by nature when such presentation will enhance the usefulness of the information in predicting future cash flows. *Function* refers to the primary activities in which an entity is engaged. For example, an entity's operating activities consist of selling goods, marketing, or administration. *Nature* refers to the economic characteristics or attributes that distinguish assets, liabilities, and income and expense items that do not respond equally to similar economic events. Examples of disaggregation by nature include disaggregating total sales into wholesale and retail or disaggregating total cost of sales into materials, labor, transport, and energy costs. These desegregations will result in more subtotals than are now required on the income statement and therefore facilitate the comparison of the effects of operating, investing, and financing activities across financial statements.

The boards agreed on retaining the current intraperiod tax allocation method.<sup>35</sup> The boards did not support allocation of income tax expense or benefit to the operating, investing, financing asset, or financing liability categories because they determined that the cost of doing so would exceed the benefit. Similarly, there are no proposed changes in the current reporting format for discontinued operations, extraordinary items, and changes in accounting principles. The exposure draft did not provide guidance on which items should be included in the comprehensive income, because they are discussed in other exposure drafts. The proposed revisions to the statement of financial position outlined in the FASB–IASB Financial Statement Presentation Project are illustrated in Exhibit 6.4.

#### EXHIBIT 6.4 Proposed Statement of Comprehensive Income

For the Years Ended	31 December	
	2012	2011
<b>BUSINESS</b>		
<b>Operating</b>		
sales—wholesale	\$ 2,790,080	\$ 2,591,400
Sales—retail	<u>697,520</u>	<u>647,850</u>
<i>Total revenue</i>	<i>\$ 3,487,600</i>	<i>\$ 3,239,250</i>
Cost of goods sold		
Materials	(1,043,100)	(925,000)
Labor	(405,000)	(450,000)
Overhead—depreciation	(219,300)	(215,000)
Overhead—transport	(128,640)	(108,000)
Overhead—other	(32,160)	(27,000)
Change in inventory	(60,250)	(46,853)
Pension	(51,975)	(47,250)
Loss on obsolete and damaged inventory	<u>(29,000)</u>	<u>(9,500)</u>
<i>Total cost of goods sold</i>	<i>(1,969,425)</i>	<i>(1,828,603)</i>
<i>Gross profit</i>	<i>\$ 1,518,175</i>	<i>\$ 1,410,647</i>
Selling expenses \$		
Advertising	(60,000)	(50,000)
Wages, salaries, and benefits	(56,700)	(52,500)
Bad debt	(23,068)	(15,034)
Other	<u>(13,500)</u>	<u>(12,500)</u>
<i>Total selling expenses</i>	<i>\$ (153,268)</i>	<i>\$ (130,034)</i>
General and administrative expenses		
Wages, salaries, and benefits	(321,300)	(297,500)
Depreciation	(59,820)	(58,500)
Pension	(51,975)	(47,250)
Share-based remuneration	(22,023)	(17,000)
Interest on lease liability	(14,825)	(16,500)
Research and development	(8,478)	(7,850)
Other	<u>(15,768)</u>	<u>(14,600)</u>
<i>Total general and administrative expenses</i>	<i>\$ (494,189)</i>	<i>\$ (459,200)</i>
<i>Income before other operating items</i>	<i>\$ 870,718</i>	<i>\$ 821,413</i>
Other operating income (expense)		

35. See Chapter 12.

**EXHIBIT 6.4** (Continued)

<b>For the Years Ended</b>	31 December	2012	2011
Share of profit of associate A		23,760	22,000
Gain on disposal of property, plant, and equipment		22,650	—
Realized gain on cash-flow hedge		3,996	3,700
Loss on sale of receivables		(4,987)	(2,025)
Impairment loss on goodwill		—	(35,033)
<i>Total other operating income (expense)</i>		<u>45,419</u>	<u>(11,358)</u>
<b>Total operating income</b>		<b>\$ 916,137</b>	<b>\$ 810,055</b>
<b>Investing</b>			
Dividend income		54,000	50,000
Realized gain on available-for-sale securities		18,250	7,500
Share of profit of associate B		7,500	3,250
<b>Total investing income</b>		<b>\$ 79,750</b>	<b>\$ 60,750</b>
<b>Total business income</b>		<b>\$ 995,887</b>	<b>\$ 870,805</b>
<b>Financing</b>			
Interest income on cash		8,619	5,500
<b>Total financing asset income</b>		<b>8,619</b>	<b>5,500</b>
Interest expense		(111,352)	(110,250)
<b>Total financing liability expense</b>		<b>\$ (111,352)</b>	<b>\$ (110,250)</b>
<b>Total net financing expense</b>		<b>\$ (102,733)</b>	<b>\$ (104,750)</b>
<i>Profit from continuing operations before taxes and other comprehensive income</i>		893,154	766,055
<b>Income taxes</b>			
Income tax expense		(333,625)	(295,266)
<i>Net profit from continuing operations</i>		\$ 559,529	\$ 470,789
<b>Discontinued operations</b>			
Loss on discontinued operations		(32,400)	(35,000)
Tax benefit		11,340	12,250
<b>Net loss from discontinued</b>		<b>\$ (21,060)</b>	<b>\$ (22,750)</b>
<b>Operations</b>			
<b>Net profit</b>		<b>\$ 538,469</b>	<b>\$ 448,039</b>
<b>Other comprehensive income (after tax)</b>			
Unrealized gain on available-for-sale securities (investing)		17,193	15,275
Revaluation surplus (operating)		3,653	—
Foreign currency translation adjust—consolidated subsidiary		2,094	(1,492)
Unrealized gain on cash-flow hedge (operating)		1,825	1,690
Foreign currency translation adjust—associate A (operating)		(1,404)	(1,300)
<b>Total other comprehensive income</b>		<b>\$ 23,361</b>	<b>\$ 14,173</b>
<b>Total comprehensive income</b>		<b>\$ 561,830</b>	<b>\$ 462,212</b>
Basic earnings per share		\$ 7.07	\$ 6.14
Diluted earnings per share		\$ 6.85	\$ 5.96

Source: Adapted from *Preliminary Views on Financial Statement Presentation* (FASB, October 2008).



In October 2010 the Boards indicated that they did not have the capacity to devote the time necessary to deliberate the project issues. Consequently, the Boards decided to not issue an Exposure Draft in the near term as originally planned. The Boards indicated they will return to the project when they have the requisite capacity. No further progress on the project had been reported at the time this text was published.

## The Value of Corporate Earnings

The income statement allows users to evaluate a firm's current performance, estimate its future performance, and predict future cash flows. For analytical purposes, and to evaluate the quality of earnings, it is important for users to understand and be able to identify revenue and expense items that are likely to continue into the future (sustainable earnings) and those that are not (transitory components). For this reason, the distinction between operating and nonoperating revenues, expenses, gains, and losses is important. It is also important to understand the nature and amounts of special items, as well as equity items not reflected on the income statement but still appearing in comprehensive income. Some techniques users might employ in conducting these analyses are outlined in the following paragraphs.

The financial analysis of a company's income statement focuses on a company's operating performance by posing questions like these:

1. What are the company's major sources of revenue?
2. What is the persistence of a company's revenues?
3. What is the company's gross profit ratio?
4. What is the company's operating profit margin?
5. What is the relationship between earnings and the market price of the company's stock?

The analysis and interpretation of the operating performance of a company is illustrated by using examples from Hershey Company and Tootsie Roll. The following information has been extracted from the companies' financial statements for the years 2007–2011. (All amounts are stated in thousands of dollars.)

Hershey Company	Sales	Gross Profit	Net Income
2011	\$6,080,788	\$2,531,892	\$628,962
2010	5,671,009	2,415,208	509,799
2009	5,298,668	2,053,137	435,994
2008	5,132,768	1,757,718	311,405
2007	4,946,716	1,631,569	214,154

Tootsie Roll	Sales	Gross Profit	Net Income
2011	\$532,505	\$166,242	\$43,938
2010	521,448	171,026	53,063
2009	499,331	178,704	53,157
2008	496,016	161,781	38,777
2007	497,717	168,673	51,625



## Sources of Revenue

Many of the largest corporations are highly diversified, which means that they sell a variety of products. Each of these products has an individual rate of profitability, expected growth patterns, and degree of risk. One measure of the degree of risk is a company's reliance on major customers. If a company's revenues from a single customer are equal to or greater than 10 percent of its total revenues, that fact must be disclosed. The financial analysis of a diversified company requires a review of the impact of various business segments on the company as a whole. Hershey Company reports segmental information for two segments, domestic and international, in its financial statements. Tootsie Roll's segments are identified as U.S. and foreign.

## Persistence of Revenues

The persistence of a company's revenues can be assessed by analyzing the trend of its revenues over time and by reviewing Management's Discussion and Analysis (MD&A). Exhibit 6.5 contains a revenue trend analysis for Hershey Company and Tootsie Roll for the five-year period beginning with the 2007 fiscal year-end. For purposes of this analysis, year 2007 data are set at 100 percent. This analysis shows that Hershey experienced a greater growth trend in net revenues from 2007 through 2011.

**EXHIBIT 6.5** *Revenue Trend Analysis, 2007–2011*

	2007	2008	2009	2010	2011
Hershey Company	100.0%	103.8%	107.1%	114.6%	122.9%
Tootsie Roll	100.0%	100.0%	100.3%	104.8%	107.0%

## Management's Discussion and Analysis

The MD&A section of a company's annual report can provide valuable information on the persistence of a company's earnings and its related costs.<sup>36</sup> The SEC requires companies to disclose any changes or potential changes in revenues and expenses to assist in the evaluation of period-to-period deviations. Examples of these disclosures include unusual events, expected future changes in revenues and expenses, the factors that caused current revenues and expenses to increase or decrease, and trends not otherwise apparent from a review of the company's financial statements. For example, Hershey indicated that its revenue increase was driven by favorable price realization, improved U.S. marketplace performance for its products, and sales gains from their international businesses, which was offset somewhat by reduced sales volume in the United States.

## Gross Profit Analysis

The analysis of a company's gross profit focuses on explaining variations in sales, cost of goods sold, and their effect on gross profit. This analysis can be enhanced by separating it into product lines. Annual changes in gross profit are caused by changes in sales volume, changes in unit selling price, and changes in unit costs.

36. An expanded discussion of the MD&A section of the annual report is contained in Chapter 17.

A company's gross profit percentage is calculated as follows:

$$\text{Gross profit percentage} = \frac{\text{Gross profit}}{\text{Net sales}}$$

The gross profit percentages for Hershey Company and Tootsie Roll for the period 2007–2011 are provided in Exhibit 6.6. Hershey's gross profit percentage increased from 33.8 percent in 2007 to 41.6 percent in 2011. Tootsie Roll's gross profit declined by about 8 percent during the 2007–2011 five-year period. These results indicate that the costs to produce the company's products have risen significantly.

**EXHIBIT 6.6** *Gross Profit Percentages, 2007–2011*

	2007	2008	2009	2010	2011
Hershey Company	33.0%	34.2%	38.7%	42.6%	41.6%
Tootsie Roll	33.9	32.6	35.8	32.8	31.2

One popular method of analysis compares a company's ratios with industry averages. Industry averages are available from several sources, such as Standard & Poor's *Industry Surveys* or *Reuters Investor*. This comparison asks the question, "Is the company's performance better than that of the industry as a whole?" Hershey and Tootsie Roll are in the sugar and confectionary products (SIC 2064) industry. The five-year average gross profit percentage for this industry in 2011 was 28.34 percent. The two companies' results exceed this average for every year covered by this analysis.

## Net Profit Analysis

A company's net profit percentage, an indicator of the effectiveness of its overall performance, is calculated as follows:

$$\text{Net profit percentage} = \frac{\text{Net income}}{\text{Net sales}}$$

The net profit percentages for Hershey Company and Tootsie Roll for the period 2007–2011 are presented in Exhibit 6.7.

**EXHIBIT 6.7** *Net Profit Percentages, 2007–2011*

	2007	2008	2009	2010	2011
Hershey Company	4.3	6.1%	8.2%	9.0%	10.3%
Tootsie Roll	10.4	7.8	10.6	10.2	8.3

Hershey's net profit percentage has steadily risen over the five-year period, whereas Tootsie Roll's has fluctuated. The five-year industry average for this metric is 5.78 percent. Hershey has outperformed this average for the last four years, and Tootsie Roll outperformed the industry average in all five years.

To get a sense of the company's performance from its core operations, some analysts compute the operating profit percentage (also termed earnings before interest

and taxes, or EBIT). Operating profit is gross margin minus operating (general, selling, and administrative) expenses. Here is the operating profit percentage calculation:

$$\text{Operating profit percentage} = \frac{\text{Operating profit}}{\text{Net sales}}$$

Exhibit 6.8 provides the operating profit percentages for the years 2007–2011.

**EXHIBIT 6.8** *Operating Profit Percentages, 2007–2011*

	2007	2008	2009	2010	2011
Hershey Company	14.9%	13.3%	15.9%	17.4%	17.3%
Tootsie Roll	14.2	13.4	15.0	12.4	10.9

These percentages reveal an improvement in performance for Hershey over the five-year period, but Tootsie Roll experienced a decline over the five-year period. These results indicate a potential erosion in profitability for Tootsie Roll's recurring core business operations.

In Chapter 5 it was noted that investors are interested in assessing the amount, timing, and uncertainty of future cash flows and that accounting earnings have been found to be more useful than cash-flow information in making this assessment. Future cash-flow and earnings assessments affect the market price of a company's stock. Over the past three decades, accounting researchers have examined the relationship between corporate earnings and a company's stock prices. One measure that has been found useful in assessing this relationship is a company's price-to-earnings ratio (P/E ratio), which is calculated as follows:

$$\text{P/E ratio} = \frac{\text{Current market price per share}}{\text{Earnings per share}}$$

This ratio provides an earnings multiple at which a company's stock is currently trading. A firm's beta ( $\beta$ ) or earnings volatility (as discussed in Chapter 4) affects its stock price. In addition, research has indicated that the components of earnings income from continuing operations, discontinued operations, extraordinary items, and earnings per share are also incorporated into the determination of market prices.<sup>37</sup> In other words, all things being equal, a firm that reports only income from continuing operations will be valued more highly than a firm with an equal amount of risk and the same earnings that reports one or more of the other components of income. This occurs because investors are most interested in a company's sustainable earnings, and investors view income components other than income from continuing operations as nonsustainable.

The P/E ratio for Hershey Company, using the company's market price per share of \$61.78 on December 31, 2011, and its basic earnings per share on common stock amount of \$2.85, was 21.68:

$$\frac{\$61.78}{\$2.85} = 21.68$$

37. Ram T. S. Ramakrishman and Jacob K. Thomas, "Valuation of Permanent, Transitory and Price Irrelevant Components of Reported Earnings," *Journal of Accounting Auditing and Finance* (Summer 1998): 301–336.

The P/E ratio for Tootsie Roll, using the company's market price per share of \$23.67 on December 31, 2011, and its basic earnings per share from continuing operations amount of \$0.76, was 31.14:

$$\frac{\$23.67}{\$0.76} = 31.14$$

The P/E ratios for the two companies over the five-year period covered by our analysis are provided in Exhibit 6.9.

**EXHIBIT 6.9** Price-Earnings Ratios, 2007–2011

	2007	2008	2009	2010	2011
Hershey Company	25.35	45.39	18.17	20.59	21.68
Tootsie Roll	30.80	37.66	30.76	32.19	31.14

Exhibit 6.9 indicates that the market has generally been more impressed with Tootsie Roll's potential. The five-year industry average P/E ratio was 22.54. Hershey's P/E ratio has been below that average for the last three years, whereas Tootsie Roll's P/E ratio exceeded the industry average for all five years.

An overall interpretation of the earnings information reveals mixed results. Both companies' revenues have increased above their 2007 levels, but Hershey's increase was more impressive. Hershey's gross profit percentage increased by more than 20 percent, whereas Tootsie Roll's declined by about 8 percent. Hershey's net profit percentage more than doubled, while Tootsie Roll's declined. Hershey's operating profit percentage increased while Tootsie Roll's declined; nevertheless, the market tended to view Tootsie Roll more favorably.

## International Accounting Standards

In addition to the release of *IAS No. 33* on earnings per share, the International Accounting Standards Board has

1. Defined performance and income in "Framework for the Preparation and Presentation of Financial Statements"
2. Discussed the objective of and the information to be presented on an income statement in *IAS No. 1*, "Presentation of Financial Statements"
3. Discussed some components of the income statement in an amended *IAS No. 8*, now titled "Accounting Policies, Changes in Accounting Estimates and Errors"
4. Defined concept of revenue in *IAS No. 18*, "Revenue"
5. Amended *IAS No. 33*
6. Discussed the required presentation and disclosure of a discontinued operation in *IFRS No. 5*, "Non-Current Assets Held for Sale and Discontinued Operations"
7. Issued an amendment to *IAS No. 1*

In discussing performance, the IASB noted that profit is used to measure performance or as the basis for other measures such as return on investment or earnings per share. The elements relating to the measurement of profit are income and expenses,

but the measurements of income and expenses and ultimately profit depend on the concepts of capital and capital maintenance used by the enterprise in preparing its financial statements. The concepts of capital maintenance, physical capital maintenance, and financial capital maintenance were defined by the IASB in a manner similar to how they were defined earlier in this chapter.

*IAS No. 1* was originally issued in 2003 and later amended in 2007. The standard has also been affected by the improvements project and some interpretations since it was originally issued. The objective of *IAS No. 1* is to prescribe the basis for presentation of general-purpose financial statements, to ensure comparability both with the entity's financial statements of previous periods and with the financial statements of other entities. *IAS No. 1* delineates the overall requirements for the presentation of financial statements, guidelines for their structure, and minimum requirements for their content. The standards for recognizing, measuring, and disclosing specific transactions are addressed in other IASB standards and Interpretations. *IAS No. 1* indicates that a complete set of financial statements should include a statement of comprehensive income for the period (or an income statement and a statement of comprehensive income).

An entity has the choice of presenting a single statement of comprehensive income or two statements: an income statement displaying components of profit or loss and a statement of comprehensive income that begins with profit or loss and displays components of other comprehensive income. It requires that as a minimum, the statement of comprehensive income include line items that present the following amounts for the period: revenue, finance costs, share of the profit or loss of associates and joint ventures accounted for using the equity method, tax expense, a single amount comprising the total of the post-tax profit or loss of discontinued operations, and the post-tax gain or loss recognized on the measurement to fair value less costs to sell or on the disposal of the assets or disposal group(s) constituting the discontinued operation, profit or loss, each component of other comprehensive income classified by nature, share of the other comprehensive income of associates and joint ventures accounted for using the equity method, and total comprehensive income.

The IASB stated that the goal of *IAS No. 8* is to prescribe the classification, disclosure, and accounting treatment of certain items in the income statement so that all entities prepare and present their income statements in a consistent manner. *IAS No. 8* states that when a standard or an interpretation specifically applies to a transaction, other event, or condition, the accounting policy or policies applied to that item must be determined by applying the standard or interpretation and considering any relevant implementation guidance issued by the IASB for the standard or interpretation. However, in the absence of a standard or an interpretation that specifically applies to a transaction, judgment should be used in developing and applying an accounting policy that results in relevant and reliable information. *IAS No. 8* indicates that in making that judgment, the following sources should be considered in descending order:

1. The requirements and guidance in IASB standards and interpretations dealing with similar and related issues
2. The definitions, recognition criteria, and measurement concepts for assets, liabilities, income, and expenses in the Framework for the Presentation of Financial Statements

3. The most recent pronouncements of other standard-setting bodies that use a similar conceptual framework to develop accounting standards
4. Other accounting literature and accepted industry practices, to the extent that these do not conflict with the sources in paragraph three.

Companies are required to select and apply accounting policies on a consistent basis for similar transactions. Additionally, a company may change an adopted accounting policy only if the change either

- Is required by a standard or interpretation
- Results in the financial statements providing reliable and more relevant information about the effects of transactions, other events, or conditions on the entity's financial position, financial performance, or cash flows

If a change in accounting policy is required by a new IASB pronouncement, the change should be accounted for by the requirements of the new pronouncement. However, if the new pronouncement does not include specific transition provisions, then the change in accounting policy is applied retroactively. That is, a company adjusts the opening balance of each affected component of equity for the earliest prior period presented and the other comparative amounts disclosed for each prior period presented as if the new accounting policy had always been applied. Changes in accounting estimates are to be recognized prospectively by including them in profit or loss in the period of the change, if the change affects that period only, or in the period of the change and future periods, if the change affects both.

Errors are defined as mathematical mistakes, mistakes in applying accounting policies, oversights or misinterpretations of facts, and fraud. *IAS No. 8* indicates that all material errors are to be corrected retrospectively in the first set of financial statements authorized for issue after their discovery by restating the comparative amounts for the prior period(s) presented in which the error occurred. Alternatively, if the error occurred before the earliest prior period presented, a company must restate the opening balances of assets, liabilities, and equity for the earliest prior period presented. However, if it is impracticable to determine the period-specific effects of an error on comparative information, a company should restate the opening balances of assets, liabilities, and equity for the earliest period for which retrospective restatement is practicable. If it is impracticable to determine the cumulative effect, at the beginning of the current period, of an error on all prior periods, the company should restate the comparative information to correct the error prospectively from the earliest date practicable.

In *IAS No. 18*, the IASB discussed the concept of revenue measurement. The objective of *IAS No. 18* is to prescribe the accounting treatment for revenue arising from certain types of transactions and events. Revenue is defined as the gross inflow of economic benefits (cash, receivables, other assets) arising from the ordinary operating activities of an entity (such as sales of goods, sales of services, interest, royalties, and dividends). *IAS No. 18* indicates that revenue should be measured at the fair value of the consideration received or receivable and when all of the following conditions have been satisfied:

1. The enterprise has transferred to the buyer the significant risks and rewards of ownership of the goods.

2. The enterprise retains neither continuing managerial involvement to the degree usually associated with ownership nor effective control over the goods sold.
3. The amount of revenue can be measured reliably.
4. It is probable that the economic benefits associated with the transaction will flow to the enterprise.
5. The costs incurred or to be incurred in respect to the transaction can be measured reliably.

As indicated in Chapter 5, a current FASB–IASB project is addressing the concept of revenue recognition.

The objective of *IAS No. 33* is to prescribe principles for determining and presenting earnings per share (EPS) amounts to thereby improving performance comparisons between different entities in the same reporting period and between different reporting periods for the same entity. It applies to entities whose securities are publicly traded or that are in the process of issuing securities to the public.

*IAS No. 33* outlines the following disclosures and guidelines:

1. Basic and diluted EPS must be presented for (a) profit or loss from continuing operations and for (b) net profit or loss, on the face of the income statement for each class of ordinary shares, for each period presented.
2. Potential ordinary shares are dilutive only when their conversion to ordinary shares would decrease EPS from continuing operations.
3. Contracts that may be settled in cash or shares includes a rebuttable presumption that the contract will be settled in shares.
4. If an entity purchases (for cancellation) its own preference shares for more than their carrying amount, the excess (premium) should be treated as a preferred dividend in calculating basic EPS (deducted from the numerator of the EPS computation).
5. Guidance is provided on how to calculate the effects of contingently issuable shares; potential ordinary shares of subsidiaries, joint ventures, or associates; participating securities; written put options; and purchased put and call options.

*IFRS No. 5* replaced *IAS No. 35*. It outlines the accounting treatment for non-current assets held for sale (or for distribution to owners). In general terms, assets (or disposal groups) held for sale are not depreciated, are measured at the lower of carrying amount and fair value less costs to sell, and are presented separately in the balance. It defines discontinued operations as the sum of the post-tax profit or loss of the discontinued operation and the post-tax gain or loss recognized on the measurement of fair value, less cost to sell or fair value adjustments on the disposal of the assets (or disposal group). This amount should be presented as a single amount on the face of the income statement. Detailed disclosure of revenue, expenses, pretax profit or loss, and related income taxes is required to be reported either in the notes or on the face of the income statement in a section distinct from continuing operations. Such detailed disclosures must cover both the current and all prior periods presented in the financial statements. *IFRS No. 5* prohibits the retroactive classification as a discontinued



operation, when the discontinued criteria are met after the balance sheet date. In addition, the following disclosures are required:

1. Adjustments made in the current period to amounts disclosed as a discontinued operation in prior periods must be separately disclosed.
2. If an entity ceases to classify a component as held for sale, the results of that component previously presented in discontinued operations must be reclassified and included in income from continuing operations for all periods presented.

Currently, the definitions of a discontinued operation in FASB ASC 360 and in *IFRS No. 5*, “Non-Current Assets Held for Sale and Discontinued Operations,” are not convergent. FASB ASC 360 defines a discontinued operation as a component of an entity that has been disposed of or is classified as held for sale provided that (1) the operations and cash flows of the component have been (or will be) eliminated from the ongoing operations of the entity as a result of the disposal transaction, and (2) the entity will not have any significant continuing involvement in the operations of the component after the disposal transaction. *IFRS No. 5* defines a discontinued operation as a component of an entity that either has been disposed of or is classified as held for sale, and (1) represents a separate major line of business or geographical area of operations, (2) is part of a single coordinated plan to dispose of a separate major line of business or geographical area of operations, or (3) is a subsidiary acquired exclusively with a view to resale.

In their joint project on financial statement presentation, the FASB and the IASB decided to attempt to develop a common definition of a discontinued operation and require common disclosures for all components of an entity that have been disposed of or are classified as held for sale. However, constituents asked the Boards to accelerate the issuance of guidance on discontinued operations separately from the joint financial statement presentation project. As a result, the FASB has issued proposed FASB Staff Position (FSP) *No. FAS 144-d*, “Amending the Criteria for Reporting a Discontinued Operation.” The intent of this FSP is to develop a definition of a discontinued operation, and disclosure requirements for all components of an entity that have been disposed of or are classified as held for sale, that are convergent with the definition and disclosure requirements of IFRS. Concurrently, the IASB has issued an Exposure Draft, *Discontinued Operations*, which proposes amendments to *IFRS No. 5* that are identical to those proposed in the FASB’s FSP.

The IASB’s proposed amendment to *IAS No. 1* is similar to the FASB’s proposed Accounting Standards Update on the Statement of Comprehensive Income; however, there are some differences. The IASB chose to title the new statement “The Statement of Profit or Loss and other Comprehensive Income.” Additionally, the new guidance would not change those components that are recognized in other comprehensive income under either accounting framework, and the two frameworks differ on the treatment of some of those components and total convergence is not achieved. However, the Boards believe that the proposals are an important step in enhancing comparability and providing greater transparency. As noted earlier in the chapter, the IASB–FASB joint project on discontinued operation was reassessed as a lower-priority endeavor, and further action is not expected in the near future.



---

## Cases

---

### • Case 6-1 Income Recognition in the Motion Picture Industry

The motion picture industry has undergone significant changes since the 1960s. Originally, companies such as Paramount Pictures had to rely solely on domestic and foreign screenings of their movies for their revenues. The birth of the television industry in the 1960s resulted in opportunities for broadcasting rights to networks and individual stations. Moreover, the introduction of cable television in the 1970s opened up substantial new sources of revenue. In addition, the unsaturated demand for new films resulted in a market for made-for-television films. And the invention of the video recorder opened yet another revenue source for these companies.

The production of a film involves four phases:

1. Acquisition of the story rights
2. Preproduction, including script development, set design, cost selection, costume design, and selection of a filming location
3. Actual filming
4. Postproduction, including film editing, adding the musical score, and special effects

Warmen Brothers Production Company has just finished the production of *Absence of Forethought*, a movie that is expected to be successfully distributed to all available markets.

*Required:*

- a. What markets are available to Warmen Brothers for this film?
- b. In what order would you suggest Warmen Brothers attempt to enter each market? Why?
- c. How should revenues be recognized from each market?
- d. How should costs be matched against these revenues?
- e. What effect will your decisions have on Warmen Brothers' income statements for the year's revenue?<sup>38</sup>

### • Case 6-2 Extraordinary Charges

Goods Company is a major manufacturer of foodstuffs. The company's products are sold in grocery and convenience stores throughout the United States. Goods' name is well known and respected because its products have been marketed nationally for more than 50 years.

In April 2014, Goods was forced to recall one of its major products. A total of thirty-five persons in Chicago were treated for severe intestinal pain, and eventually three people died from complications. All these people had consumed Goods' product.

38. You might wish to consult FASB ASC 926-605 and the proposed ASU on this topic.

The product causing the problem was traced to one specific lot. Goods keeps samples from all lots of foodstuffs. After thorough testing, Goods and the legal authorities confirmed that the product had been tampered with after it had left the company's plant and was no longer under the company's control.

The entire product was recalled from the market—the only time a Goods product has been recalled nationally and the only time for reasons of tampering. People who still had the product in their homes, even though it was not from the affected lot, were encouraged to return it for credit or refund. The company designed and implemented a media campaign to explain what had happened and what the company was doing to minimize any chance of recurrence. Goods decided to continue the product with the same trade name and the same wholesale price. However, the packaging was redesigned completely to be tamper-resistant and safety sealed. This required the purchase and installation of new equipment.

The corporate accounting staff recommended that the costs associated with the tampered product be treated as an extraordinary charge on the 2014 financial statements. Corporate accounting was asked to identify the various costs that could be associated with the tampered product and related recall. These costs (\$000 omitted) are as follows.

Credits and refunds to stores and consumers	\$30,000
Insurance to cover lost sales and idle plant costs for possible future recalls	6,000
Transportation costs and off-site warehousing of returned product	1,000
Future security measures for other products	4,000
Testing of returned product and inventory	700
Destroying returned product and inventory	2,400
Public relations program to reestablish brand credibility	4,200
Communication program to inform customers, answer inquiries, prepare press releases, and so on	1,600
Higher cost arising from new packaging	700
Investigation of possible involvement of employees, former employees, competitors, and the like	500
Packaging redesign and testing	2,000
Purchase and installation of new packaging equipment	6,000
Legal costs for defense against liability suits	600
Lost sales revenue due to recall	32,000

Goods' estimated earnings before income taxes and before consideration of any of the above items for the year ending December 31, 2014, were \$230 million.

*Required:*

- a. Goods Company plans to recognize the costs associated with the product tampering and recall as an extraordinary charge.
  - i. Explain why Goods could classify this occurrence as an extraordinary charge.

- ii. Describe the placement and terminology used to present the extraordinary charge in the 2014 income statement.
- b. Refer to the fourteen cost items identified by the corporate accounting staff of Goods Company.
  - i. Identify the cost items by number that should be included in the extraordinary charge for 2014.
  - ii. For any item that is not included in the extraordinary charge, explain why it would not be included in the extraordinary charge.

(CMA adapted)

### • Case 6-3 Income Statement Format

Accountants have advocated two types of income statements based on differing views of the concept of income: the *current operating performance* and *all-inclusive* concepts of income.

*Required:*

- a. Discuss the general nature of these two concepts of income.
- b. How would the following items be handled under each concept?
  - i. Cost of goods sold
  - ii. Selling expenses
  - iii. Extraordinary items
  - iv. Prior period adjustments

### • Case 6-4 Accounting Changes

It is important in accounting theory to be able to distinguish the types of accounting changes.

*Required:*

- a. If a public company desires to change from the sum-of-year's-digits depreciation method to the straight-line method for its fixed assets, what type of accounting change will this be? How would it be treated? Discuss the permissibility of this change.
- b. If a public company obtained additional information about the service lives of some of its fixed assets that showed that the service lives previously used should be shortened, what type of accounting change would this be? Include in your discussion how the change should be reported in the income statement of the year of the change and what disclosures should be made in the financial statements or notes.
- c. Changing specific subsidiaries comprising the group of companies for which consolidated financial statements are presented is an example of what type of accounting change? What effect does it have on the consolidated income statements?

### • Case 6-5 Earnings per Share

Progresso Corporation, one of your new audit clients, has not reported EPS data in its annual reports to stockholders in the past. The president requested that you furnish information about the reporting of EPS data in the current year's annual report in accordance with GAAP.

*Required:*

- a. Define the term *earnings per share* as it applies to a corporation with a capitalization structure composed of only one class of common stock. Then explain how EPS should be computed and how the information should be disclosed in the corporation's financial statements.
- b. Explain the meanings of the terms *senior securities* and *residual securities* (terms often used in discussing EPS), and give examples of the types of items that each term includes.
- c. Discuss the treatment, if any, that should be given to each of the following items in computing EPS for financial statement reporting:
  - i. The declaration of current dividends on cumulative preferred stock
  - ii. The acquisition of some of the corporation's outstanding common stock during the current fiscal year (the stock was classified as treasury stock)
  - iii. A two-for-one stock split of common stock during the current fiscal year
  - iv. A provision created out of retained earnings for a contingent liability from a possible lawsuit
  - v. Outstanding preferred stock issued at a premium with a par value liquidation right
  - vi. The exercise at a price below market value but above book value of a common stock option issued during the current year to officers of the corporation
  - vii. The replacement of a machine immediately before the close of the current year at a cost 20 percent above the original cost of the replaced machine (the new machine will perform the same function as the old machine, which was sold for its book value)

### • Case 6-6 Accounting Changes

*APB Opinion No. 20* was concerned with accounting changes. *SFAS No. 154* (see FASB ASC 250) changes the accounting treatment for some accounting changes.

*Required:*

- a. Define, discuss, and illustrate each of the following in such a way that one can be distinguished from the other:
  - i. An accounting change
  - ii. A correction of an error in previously issued financial statements
- b. Discuss the justification for a change in accounting principle.

- c. Discuss the reporting of accounting changes that was required by *APB Opinion No. 20*.
- d. Discuss how accounting changes are to be reported under the provisions of FASB ASC 250.

### • Case 6-7 Identifying Accounting Changes

Sometimes a business entity changes its method of accounting for certain items. The change may be classified as a change in accounting principle, a change in accounting estimate, or a change in reporting entity. Listed below are three independent, unrelated sets of facts relating to accounting changes.

#### *Situation 1*

A company determined that the depreciable lives of its fixed assets were currently too long to fairly match the cost of the fixed assets with the revenue produced. The company decided at the beginning of the current year to reduce the depreciable lives of all its existing fixed assets by five years.

#### *Situation 2*

On December 31, 2013, Gary Company owned 51 percent of Allen Company, at which time Gary reported its investment using the cost method owing to political uncertainties in the country in which Allen was located. On January 2, 2014, the management of Gary Company was satisfied that the political uncertainties were resolved and that the assets of the company were in no danger of nationalization. Accordingly, Gary will prepare consolidated financial statements for Gary and Allen for the year ended December 31, 2014.

#### *Situation 3*

A company decides in January 2014 to adopt the straight-line method of depreciation for plant equipment. This method will be used for new acquisitions as well as for previously acquired plant equipment for which depreciation had been provided on an accelerated basis.

#### *Required:*

For each of the preceding situations, provide the information indicated below. Complete your discussion of each situation before going on to the next situation.

- a. Type of accounting change
- b. Manner of reporting the change under current GAAP, including a discussion, where applicable, of how amounts are computed
- c. Effects of the change on the statement of financial position and earnings statement
- d. Required disclosures

### • Case 6-8 Classification of Accounting Changes

Morgan Company grows various crops and then processes them for sale to retailers. Morgan has changed its depreciation method for its processing equipment from the double-declining-balance method to the straight-line method effective January 1 of this year.

In the latter part of this year, a large portion of Morgan's crops were destroyed by a hailstorm. Morgan has incurred substantial costs in raising the crops that

were destroyed. Severe damage from hailstorms is rare in the locality where the crops are grown.

*Required:*

- a. How should Morgan calculate and report the effect(s) of the change in depreciation method in this year's income statement?
- b. Where should Morgan report the effects of the hailstorm in its income statement? Why?
- c. How does the classification in the income statement of an extraordinary item differ from that of an operating item? Why?

### • Case 6-9 Comprehensive Income

Earnings as defined in *SFAC No. 5* are consistent with the current operating performance concept of income. Comprehensive income is consistent with the all-inclusive concept of income.

*Required:*

- a. Discuss the current operating performance concept of income.
- b. Explain how earnings, as defined in *SFAC No. 5*, are consistent with the current operating performance concept of income.
- c. Discuss the all-inclusive concept of income.
- d. Explain how comprehensive income is consistent with the all-inclusive concept of income.
- e. Explain how comprehensive income is consistent with the financial capital maintenance concept.
- f. What additional changes in reporting practices would have to occur for financial reporting to be consistent with the physical capital maintenance concept? Have some similar changes already occurred? Give an example.

## FASB ASC Research

---

For each of the following FASB ASC research cases, search the FASB ASC database for information to address the issues. Cut and paste the FASB paragraphs that support your responses. Then summarize briefly what your responses are, citing the pronouncements and paragraphs used to support your responses.

### • FARS 6-1 Extraordinary Items

Several FASB and EITF pronouncements dealt with accounting for extraordinary items. Search the FASB ASC database to identify all of the FASB and EITF pronouncements dealing with extraordinary items and then summarize them.

- **FARS 6-2 Comprehensive Income**

*SFAS No. 130* (see FASB ASC 220) establishes the guidelines for reporting comprehensive income. Search the FASB ASC database for the requirements for reporting comprehensive income.

- **FASB ASC 6-3 Net Income**

The definition of net income is contained in the FASB ASC. Find this definition, cite the paragraph, and copy it.

- **FASB ASC 6-4 APB Opinion No. 9**

Several parts of *APB Opinion No. 9* are still GAAP. Find three of these references in the FASB ASC.

- **FASB ASC 6-5 Extraordinary Items**

The definition of extraordinary items is contained in the FASB ASC. Find this definition, cite the paragraph, and copy it.

- **FASB ASC 6-6 Discontinued Operations**

The definition of discontinued operations is contained in the FASB ASC. Find this definition, cite the paragraph, and copy it.

- **FASB ASC 6-7 Accounting Changes**

The topic of accounting changes is discussed in the FASB ASC. Find this discussion, cite the paragraph, and copy it.

- **FASB ASC 6-8 Earnings Per Share**

The topic of earnings per share is contained in the FASB ASC. Find, cite the paragraph, and copy the objectives of earnings per share and the glossary of terms associated with earnings per share.

## **Room for Debate**

---

- **Debate 6-1 Comprehensive Income**

The FASB requires that financial statements report comprehensive income.

*Team Debate:*

Team 1: Defend comprehensive income. Your defense should relate to the conceptual framework and to the concept of capital maintenance where appropriate.

Team 2: Oppose comprehensive income. Your opposition should relate to the conceptual framework and to the concept of capital maintenance where appropriate.

• **Debate 6-2 Income Concepts**

The all-inclusive and current operating performance concepts of income represent opposing views regarding the inclusion of items to be reported in earnings on the income statement.

*Team Debate:*

Team 1: Defend the all-inclusive concept of income.

Team 2: Defend the current operating performance concept of income.



**CHAPTER  
7**

---

**Financial Statements II:  
The Balance Sheet  
and the Statement  
of Cash Flows**

---

Financial reports can be divided into two categories. The first category discloses the results of the flow of resources over time and includes the income statement, the statement of retained earnings, and the statement of cash flows. The second category summarizes the status of resources at a particular point in time.

These two categories suggest an important distinction in measurement emphasis between *flows* and *stocks*. Flows are productive services that must be measured over some period of time, whereas stocks are resources that are measured at a particular point in time. The matching concept emphasizes flows. This emphasis previously resulted in the direct measurement of flows and reporting stocks as residuals of the matching process. Alternatively, defining earnings as the change in the net assets from nonowner transactions implies that stocks should be measured directly, making flows the residuals. Recent pronouncements of the FASB are consistent with the latter measurement approach, indicating a shift in emphasis from an income statement to an asset-liability, or balance sheet approach to the measurement of net income.

Accounting is the means by which management reports to various users of financial information. Evaluation of a company's financial position is an important factor in satisfying the needs of creditors, stockholders, management, the government, and other interested parties. Management attempts to satisfy these needs by presenting information on the company's resources, obligations, and equities at periodic intervals.

In this chapter we describe the balance sheet and the measurement techniques currently used to disclose assets, liabilities, and equity; illustrate the disclosure of financial statement elements on the balance sheets of Hershey and Tootsie Roll; and discuss how to evaluate a company's financial position. In so doing, we do not

presume that current stock measurement techniques provide enough relevant information to the users of financial statements. Rather, we believe a thorough examination of these techniques will disclose their inherent limitations. Later in the chapter, we discuss the evolution of the third major financial statement from the statement of changes in financial position to the statement of cash flows, illustrate the disclosure of cash-flow information on Hershey's and Tootsie Roll's statements of cash flows, and discuss how investors can use this information to evaluate a company's performance.

## The Balance Sheet

---

The balance sheet should disclose a company's wealth at a point in time. *Wealth* is defined as the present value of all resources less the present value of all obligations. Although the use of present-value measurements in accounting is increasing, it is not used extensively for all assets and liabilities. As a result, a variety of methods are currently being used to measure changes in the individual components of the elements of the balance sheet. These measurements can be summarized as past-oriented—historical; current oriented—replacement amounts; and future oriented—expected amounts.

Over the years, accounting theorists have debated the respective merits of alternative accounting measurement approaches. Those favoring historical cost base their argument on the premise that cost is objective and verifiable. Historical cost is not based on subjective estimations; rather, it is the result of the value buyers and sellers have agreed to in an "arm's-length" transaction. Some accounting theorists have even suggested that historical cost actually represents the present value of expected future cash flows at the time the exchange takes place. It is also argued that accountants serve a stewardship role, and because cost measures the actual resources exchanged, it is relevant to readers of financial statements. Opponents of historical cost maintain that values can change over time and, consequently, that historical cost can lose its relevance as a valuation base.

Zeff has documented the role of the SEC in requiring the use of historical cost.<sup>1</sup> The SEC's position emerged from an investigation of the public utility holding companies that disclosed that flagrant asset write-up policies had been used by these holding companies during the 1920s. The SEC's advocacy of historical cost lasted into the mid-1970s, when the United States was experiencing high inflation. In 1976 the SEC altered its position on historical cost by requiring the supplemental disclosure of replacement cost information by about 1,000 of the largest nonfinancial companies. Currently, the SEC and the FASB both recognize that financial statement disclosures must attempt to more clearly reflect economic reality and that historical costs often do not reflect economic reality.

Accounting theorists favoring current cost measurements, rather than historical cost amounts, hold that this value reflects current conditions and therefore represents the current value to the firm. Opponents point out that current value may not be available for all balance sheet elements and that recording current values on the balance sheet would result in recording unrealized gains and losses on the income statement. The latter argument is less valid today, because the

1. Stephen A. Zeff, "The SEC Rules Historical Cost Accounting: 1934 to the 1970s," *Accounting & Business Research* (2007 Special Issue): 49–62.

unrealized gains and losses can now be reported as a component of other comprehensive income.

Those favoring expected future value disclosures maintain that this valuation procedure approximates the economic concept of income and is therefore the most relevant value to the users of financial statements. Critics of expected future value point out (as noted in Chapter 5) that the future cash flows associated with the elements of the balance sheet are difficult to estimate, the timing of these cash flows is uncertain, and an appropriate discount rate is difficult to ascertain.

In the following paragraphs, we look more closely at the measurement approaches actually used to value balance sheet elements. This review reveals that no single measurement basis is used for all of the elements; rather, a variety of measurement approaches are currently acceptable, depending on the circumstances and available information.

## Balance Sheet Elements

FASB *Statement of Concepts No. 6* defined the elements of the balance sheet as follows:

**Assets** Assets are probable future economic benefits obtained or controlled by a particular entity as a result of past transactions or events. An asset has three essential characteristics: (1) it embodies a probable future benefit that involves a capacity, singly or in combination with other assets, to contribute directly or indirectly to future net cash inflows; (2) a particular enterprise can obtain the benefit and control others' access to it; and (3) the transaction or other event giving rise to the enterprise's right to or control of the benefit has already occurred.

**Liabilities** Liabilities are probable future sacrifices of economic benefits arising from present obligations of a particular entity to transfer assets or provide services to other entities in the future as a result of past transactions or events. A liability has three essential characteristics: (1) it embodies a present duty or responsibility to one or more other entities that entails settlement by probable future transfer or use of assets at a specified or determinable date, on occurrence of a specified event, or on demand; (2) the duty or responsibility obligates a particular enterprise, leaving it little or no discretion to avoid the future sacrifice; and (3) the transaction or other event obligating the enterprise has already happened.

**Equity** Equity is the residual interest in the assets of an entity that remains after deducting its liabilities. In a business enterprise, the equity is the ownership interest. Equity in a business enterprise stems from ownership rights (or the equivalent). It involves a relation between an enterprise and its owners as owners rather than as employees, suppliers, customers, lenders, or in some other nonowner role.<sup>2</sup>

2. Financial Accounting Standards Board. *Statement of Concepts No. 6*, "Elements of Financial Statements of Business Enterprises" (Stamford, CT: FASB, 1985), paras. 25, 26, 35, 36, and 49.

These definitions form the basis of the FASB's asset–liability approach to the measurement of stocks and flows that is prevalent in many of its standards. They represent a departure from previous definitions that viewed the balance sheet as a statement of residual amounts whose values were often arrived at through income determination. For example, consider the definitions of assets and liabilities presented by the Accounting Principles Board (APB) in *Statement No. 4*:

[Assets are] economic resources of an enterprise that are recognized and measured in conformity with generally accepted accounting principles including certain deferred charges that are not resources.<sup>3</sup>

[Liabilities are] economic obligations of an enterprise that are recognized and measured in conformity with generally accepted accounting principles.<sup>4</sup>

In other words, deferred charges, which result from unexpired costs not charged to expense, are assets, and liabilities are created because of the necessity to record debits.

Even with their limitations, the APB definitions were believed to be significant improvements over previous definitions when they were released. Formerly, assets were defined as debit balances carried forward when the books were closed, and liabilities were defined as credit balances carried forward, except those representing owners' equity.<sup>5</sup>

The preceding *SFAC No. 6* definitions should be examined carefully. They assert that assets are economic resources of an enterprise and that liabilities are economic obligations of an enterprise. These statements probably correspond to most users' understanding of the terms *assets* and *liabilities*, and therefore they are not likely to be misunderstood. However, to properly understand the numbers presented on a balance sheet, the user must be aware of the recognition and measurement procedures associated with generally accepted accounting principles (GAAP). These procedures are a combination of past, present, and future measurement approaches.

In addition, it has been considered more informative to provide subclassifications for each of these balance sheet elements. This classification scheme makes information more easily accessible to the various interested user groups and allows more rapid identification of specific types of information for decision making. In general, the classification scheme shown in Box 7.1 may be viewed as representative of the typical balance sheet presentation.

In the following paragraphs we examine each of the elements of the balance sheet, introduce the accounting principles currently being used in measuring these elements, and discuss how they are disclosed on the balance sheets of Hershey and Tootsie Roll illustrated in Exhibits 7.1 and 7.2.

3. *Accounting Principles Board Statement No. 4*, "Basic Concepts and Accounting Principles Underlying Financial Statements of Business Enterprises" (AICPA, 1970), para. 132.

4. *Ibid.*, para. 132.

5. *Accounting Terminology Bulletin No. 1*, "Review and Resume" (AICPA, 1953), paras 26–27.

## Box 7.1 Classification of Balance Sheet Elements

### Assets

- Current assets
- Investments
- Property, plant, and equipment
- Intangible assets
- Other assets

### Liabilities

- Current liabilities
- Long-term liabilities
- Other liabilities

### Equity

- Capital stock
- Additional paid-in capital
- Retained earnings

### EXHIBIT 7.1 *The Hershey Company Consolidated Balance Sheets*

December 31 (in thousands of dollars)	2011	2010
<b>ASSETS</b>		
<b>Current Assets:</b>		
Cash and cash equivalents	\$ 693,686	\$ 884,642
Accounts receivable—trade	399,499	390,061
Inventories	648,953	533,622
Deferred income taxes	136,861	55,760
Prepaid expenses and other	167,559	141,132
Total current assets	2,046,558	2,005,217
Property, plant, and equipment, net	1,559,717	1,437,702
Goodwill	516,745	524,134
Other intangibles	111,913	123,080
Deferred income taxes	38,544	21,387
Other assets	138,722	161,212
Total assets	<u>\$4,412,199</u>	<u>\$4,272,732</u>
<b>LIABILITIES AND STOCKHOLDERS' EQUITY</b>		
<b>Current Liabilities:</b>		
Accounts payable	\$ 420,017	\$ 410,655
Accrued liabilities	612,186	593,308
Accrued income taxes	1,899	9,402
Short-term debt	42,080	24,088
Current portion of long-term debt	97,593	261,392
Total current liabilities	1,173,775	1,298,845

(Continued)

**EXHIBIT 7.1** (Continued)

December 31 (in thousands of dollars)	2011	2010
Long-term debt	1,748,500	1,541,825
Other long-term liabilities	617,276	494,461
Total liabilities	3,539,551	3,335,131
Commitments and contingencies	—	—
<b>Stockholders' Equity:</b>		
<b>The Hershey Company Stockholders' Equity</b>		
Preferred Stock, shares issued:		
none in 2011 and 2010	—	—
Common Stock, shares issued:		
299,269,702 in 2011 and		
299,195,325 in 2010	299,269	299,195
Class B Common Stock, shares issued:		
60,632,042 in 2011 and		
60,706,419 in 2010	60,632	60,706
Additional paid-in capital	490,817	434,865
Retained earnings	4,699,597	4,374,718
Treasury—Common Stock shares, at cost:		
134,695,826 in 2011 and		
132,871,512 in 2010	(4,258,962)	(4,052,101)
Accumulated other comprehensive loss	(442,331)	(215,067)
The Hershey Company stockholders' equity	849,022	902,316
Noncontrolling interests in subsidiaries	23,626	35,285
Total stockholders' equity	872,648	937,601
Total liabilities and stockholders' equity	<u>\$ 4,412,199</u>	<u>\$ 4,272,732</u>

**EXHIBIT 7.2** Financial Position, Tootsie Roll Industries, Inc., and Subsidiaries

December 31 (in thousands of dollars)	2011	2010
<b>ASSETS</b>		
<b>Current Assets:</b>		
Cash and cash equivalents	\$ 78,612	\$115,976
Investments	10,895	7,996
Accounts receivable trade, less allowances of \$1,731 and \$1,531	41,895	37,394
Other receivables	3,391	9,961
<b>Inventories:</b>		
Finished goods and work-in-process	42,676	35,416
Raw materials and supplies	29,084	21,236
Prepaid expenses	5,070	6,499
Deferred income taxes	578	689
Total current assets	212,201	235,167
<b>Property, Plant, and Equipment, at cost:</b>		
Land	21,939	21,619
Buildings	107,567	102,934
Machinery and equipment	322,993	307,178
Construction in progress	2,598	9,243
	<u>455,097</u>	<u>440,974</u>

**EXHIBIT 7.2** (Continued)

December 31 (in thousands of dollars)	2011	2010
Less—Accumulated depreciation	<u>242,935</u>	<u>225,482</u>
Net property, plant and equipment	<u>212,162</u>	<u>215,492</u>
<b>Other Assets:</b>		
Goodwill	73,237	73,237
Trademarks	175,024	175,024
Investments	96,161	64,461
Split dollar officer life insurance	74,209	74,441
Prepaid expenses	3,212	6,680
Equity method investment	3,935	4,254
Deferred income taxes	<u>7,715</u>	<u>9,203</u>
Total other assets	<u>433,493</u>	<u>407,300</u>
Total assets	<u>\$ 857,856</u>	<u>\$ 857,959</u>
<b>LIABILITIES AND SHAREHOLDERS' EQUITY</b>		
<b>Current Liabilities:</b>		
Accounts payable	\$ 10,683	\$ 9,791
Dividends payable	4,603	4,529
Accrued liabilities	<u>43,069</u>	<u>44,185</u>
Total current liabilities	<u>58,355</u>	<u>58,505</u>
<b>Noncurrent Liabilities:</b>		
Deferred income taxes	43,521	47,865
Postretirement health care and life insurance benefits	26,108	20,689
Industrial development bonds	7,500	7,500
Liability for uncertain tax positions	8,345	9,835
Deferred compensation and other liabilities	<u>48,092</u>	<u>46,157</u>
Total noncurrent liabilities	<u>133,566</u>	<u>132,046</u>
<b>Shareholders' Equity:</b>		
Common stock, \$.69-4/9 par value—120,000 shares authorized—36,479 and 36,057, respectively, issued	25,333	25,040
Class B common stock, \$.69 <sup>4</sup> / <sub>9</sub> , par value—40,000 shares authorized—21,025 and 20,466, respectively, issued	14,601	14,212
Capital in excess of par value	533,677	505,495
Retained earnings	114,269	135,866
Accumulated other comprehensive loss	(19,953)	(11,213)
Treasury stock (at cost)—71 shares and 69 shares, respectively	<u>(1,992)</u>	<u>(1,992)</u>
Total shareholders' equity	<u>665,935</u>	<u>667,408</u>
Total liabilities and shareholders' equity	<u>\$ 857,856</u>	<u>\$ 857,959</u>

It is important to recognize that the financial statement elements reported in balance sheets are categorized according to the concept of *managerial intent*—that is, how management intends to use the item in question. Accordingly, virtually every element disclosed under the various balance sheet subsections might be disclosed under a different category under different circumstances. The measurement issues for each of the balance sheet elements are discussed in greater depth in subsequent chapters.

## Assets

### Current Assets

The Committee on Accounting Procedure has supplied the most commonly encountered definition of current assets. This definition may be summarized as follows: current assets are assets that may *reasonably be expected* to be realized in cash, sold, or consumed during the normal operating cycle of the business or one year, whichever is longer. The operating cycle is defined as the average time it takes to acquire materials, produce the product, sell the product, and collect the proceeds from customers.<sup>6</sup> Current assets are presented on the balance sheet in the order of their liquidity and generally include cash, cash equivalents, temporary investments, receivables, inventories, and prepaid expenses. Nevertheless, special problems are connected with the valuation procedure for most of these items.

Companies are now required to classify temporary investments in all debt securities and equity securities with readily determinable fair values as trading, available for sale, and (for debt securities only) held to maturity. Temporary investments in equity securities that do not have readily determinable fair values are accounted for under the cost method. All trading and available-for-sale securities are reported in the balance sheet at fair value. Unrealized gains and losses for trading securities are reported in earnings, and unrealized gains and losses for available-for-sale securities are reported as a component of other comprehensive income. Temporary investments in debt securities for which management has a positive intent to hold to maturity are carried in the balance sheet at amortized cost. Amortized cost implies that premiums or discounts, which arose when the purchase price of the debt security differed from face value, are being amortized over the remaining life of the security. Premiums and discounts for debt securities having short terms—for example, U.S. Treasury notes—are generally not amortized for materiality reasons.

Because they are to be consumed in a relatively short period of time, receivables are typically reported at amounts that “approximate” their expected present values; GAAP dictates that an item should not be valued at an amount in excess of its current value. It is considered appropriate to value receivables at their *expected net realizable value*—the recorded amount less an amount deemed to be uncollectible.

Inventories and prepaid expenses present some additional valuation issues. With the emphasis on net income reporting, the inventory valuation process has become secondary to the matching of expired inventory costs to sales. The use of

6. *Accounting Research Bulletin No. 43*, “Restatement and Revision of Accounting Research Bulletins” (AICPA, 1953), ch. 3, para. 5 (see FASB ASC 210-10-20 and 210-10-45 1 through 4).



any of the acceptable inventory flow assumption techniques (e.g., LIFO, FIFO, weighted average discussed in Chapter 8) prescribes the amount that remains on the balance sheet, and each of these flow assumptions likely will result in different inventory valuations in fluctuating market conditions. In addition, the accounting convention of conservatism has resulted in the requirement that a lower of cost or market valuation be used for inventories. In any case, the financial statement user should interpret the inventory figure as being less than its estimated selling price.

Prepaid items are valued at historical cost, and an appropriate amount is charged to expense each year until they are consumed. Prepaid expenses are reported as current assets because it is argued that if these items had not been paid in advance, they would require the use of current funds. However, the same argument might be made for other assets, and even though the lives of many prepaid items encompass several accounting periods, this does not enhance the logic of the argument. It should be noted that prepaid items are not usually material, and perhaps that is where the dispute loses its significance.

As can be seen from the previous discussion, two problems arise when we attempt to classify an asset as current: the period of time over which it is to be consumed and the proper valuation technique. In many cases historical precedent rather than accounting theory has dictated the inclusion of items as current assets. The valuation procedures associated with each of the items may, when considered by itself, be appropriate; but when all items are summed to arrive at a figure termed *total current assets*, it may be difficult to interpret the result. This total approximates the minimum amount of cash that could be collected during the next fiscal period, but it leaves to the user's imagination the actual amount expected to be realized. The issues associated with the valuation of current assets and current liabilities (i.e., working capital) are explored more fully in Chapter 8.

Hershey's balance sheet discloses total current assets of \$2,046,558,000, whereas Tootsie Roll's total current assets are \$212,201,000. The two companies' balance sheets contain all of the current assets discussed above.

## Investments

Investments may be divided into three categories:

1. Securities acquired for specific purposes, such as using idle funds for long periods or exercising influence on the operations of another company
2. Assets not currently in use by the business organization, such as land held for a future building site
3. Special funds to be used for special purposes in the future, such as sinking funds

When a company has a controlling interest (owns more than 50 percent) in an investee company, the reporting company is considered a parent company and the investee company is considered a subsidiary. In this case, GAAP requires a consolidation of the financial statements of the two companies into a single set of financial statements. As a result, the investments section of the balance sheet does not report the parent company's investment in the subsidiary. If instead the company acquired the investee company's equity securities to influence that company's operations, GAAP requires that the investment be accounted for by the equity method. The equity method adjusts historical cost for income of the investee and dividends received.

As with temporary investments, all other investments in equity securities are accounted for under the cost method when they have no readily determinable fair values. Equity securities that have readily determinable fair values and debt securities that are not classified as held to maturity are considered available for sale. Long-term available-for-sale securities are treated in the same manner as temporary securities similarly classified. That is, these securities are reported at fair value, and unrealized gains and losses are recognized in stockholders' equity as a component of accumulated other comprehensive income. Debt securities classified as held to maturity—that is, those debt securities that management has positive intent to hold to maturity—are reported at amortized cost.

Hershey does not disclose any investments on its balance sheet, whereas Tootsie Roll discloses long-term investments of \$516,745,000 and an equity method investment of \$111,913,000 in the other assets section of its balance sheet.

### **Property, Plant, and Equipment and Intangibles**

Although property, plant, and equipment and intangibles are physically dissimilar assets, the valuation procedures associated with them are similar. Except for land, the cost of these assets is allocated to the various accounting periods benefiting from their use. In the case of property, plant, and equipment, the carrying value is disclosed as the difference between cost and accumulated depreciation. However, intangible assets are generally disclosed at the net amount of their cost less amortization.

These valuation procedures are again the result of the emphasis on income reporting. Various methods of depreciation and amortization are available, but there is no attempt to disclose the current value of long-term assets or the expected future cash flows from holding them on the financial statements. Instead, the emphasis is on a proper matching of revenues and expenses, and asset valuation is the residual effect of this process.

Hershey's 2011 balance sheet discloses net property, plant, and equipment of \$1,559,717,000. The components of this amount are disclosed in the company's footnotes, which indicate that accumulated depreciation is \$2,028,841,000 and the original cost of the assets was \$3,588,558,000. Tootsie Roll reported property, plant, and equipment costing \$455,097,000 with accumulated depreciation of \$242,935,000, resulting in a book value of \$212,162,000. The Hershey's balance sheet discloses a goodwill balance of \$516,745,000 and other intangibles of \$111,913,000. Tootsie Roll's balance sheet discloses goodwill of \$73,237,000 and trademarks of \$175,024,000.

### **Other Assets**

The preceding asset category captions will usually allow the disclosure of all assets, but some corporations include a final category: other assets. Items such as fixed assets held for resale or long-term receivables may be included under this category. The valuation of these assets is generally their carrying value on the balance sheet at the time they were originally reported in the other assets category. Because the amounts associated with these items are normally immaterial, it is unlikely that any alternative valuation procedure would result in a significantly different carrying value. Hershey's balance sheet discloses other assets of \$138,732,000. Tootsie Roll's other assets, including the investments and intangibles discussed above, total \$433,493,000.

## Asset Valuation

The preceding discussion reveals that many different measurement techniques are used when valuing assets on the typical balance sheet. Under almost any measurement scheme devised, it is common practice to add and subtract only like items measured in the same manner. However, the measurement of assets on the balance sheet takes an unusual form when we consider that asset totals are derived from summing subclassifications of assets whose measurement bases may be significantly different.

Consider the following measurement bases that are included in a typical balance sheet presentation of assets:

Asset	Measurement Basis
Cash	Current value
Accounts receivable	Expected future value
Marketable securities	Fair value or amortized cost
Inventory	Current or past value
Investments	Fair value, amortized cost, or the result of applying the equity method
Property, plant, and equipment	Past value adjusted for depreciation

Summing these items is much like adding apples and oranges. Investors need to be aware of these differences when using the balance sheet to evaluate a company's financial position. If assets are truly the firm's economic resources, it seems plausible to conclude that the totals on balance sheets should reflect somewhat more than values arrived at by convention. Presentation of information on the expected future benefits to be derived from holding these items would better satisfy user needs.

## Liabilities

### Current Liabilities

Current liabilities have been defined as "obligations whose liquidation is reasonably expected to require the use of existing resources properly classified as current assets or the creation of other current liabilities."<sup>7</sup> Notice that although the operating cycle is not explicitly discussed in this definition, it is implied because the definition of current liabilities depends on the definition of current assets. Examples of current liabilities are short-term payables, the currently maturing portion of long-term debt, income taxes payable, returnable deposits, and accrued liabilities.

Even though the current value of a debt instrument is equal to the present value of its future cash flows, current liabilities are usually measured and reported at liquidation value because their period of existence is relatively short and the satisfaction of these obligations generally involves the payment of cash.

Since current liabilities usually require the use of current funds, it might be considered justifiable to offset them against current assets. However, the principle of disclosure requires that they be shown separately unless a specific right of offset

7. *Ibid.*, ch. 3, para. 7 (see FASB ASC 210-10-20 and 210-10-45-5 through 9).

exists. *APB Opinion No. 10* (see FASB ASC 210-20-05-1) emphasized this point in stating: “It is a general principle of accounting that offsetting of assets and liabilities in the balance sheet are improper except where a right of offset exists.”<sup>8</sup> Hershey’s 2011 balance sheet includes all of the typical items and discloses total current liabilities of \$1,173,775,000, whereas Tootsie Roll’s are \$58,355,000.

### Long-Term and Other Liabilities

Long-term liabilities are obligations that will not require the use of current assets within the current year or operating cycle. These obligations include bonds, notes, mortgages, and capital lease obligations and are originally valued at the amount of consideration received by the entity incurring the obligation. The resulting debt valuation implies that the beginning loan balance is equal to the present value of the debt instrument’s future cash flows discounted at the rate charged by the creditor (the market or effective rate of interest). In cases where the market rate differs from the rate stated on the debt instrument or when there is no stated rate, the debt is issued at a premium or a discount. GAAP requires that premiums or discounts on long-term obligations should be written off over the life of the obligation to properly reflect the effective interest rate on the debt. In such cases, the conventions of realization and matching dictate the balance sheet presentation of long-term liabilities. This is an example of the use of discounted cash-flow techniques to measure a balance sheet element.

The long-term liability section may also include long-term prepayments on contracts, deferred income taxes, and, in some cases, contingent liabilities, each of which has an associated measurement problem. Deferred revenues are measured at historical cost and remain at that amount until the situation that caused them to be recorded has reversed. Such reversals are dictated by the conventions of realization and matching. Contingent liabilities reported in balance sheets are measured as the best approximation of a future loss that the entity believes is forthcoming based on the convention of conservatism. Hershey’s 2011 balance sheet discloses long-term debt of \$1,748,500,000 and other long-term liabilities of \$617,276,000. Tootsie Roll’s 2011 balance sheet discloses total noncurrent liabilities of \$133,566,000.

### Liability Valuation

As with assets, liabilities are measured by a number of different procedures. Most current liability measurements ignore the time value of money. Their typical balance sheet measurement is equal to the amount of resources that it will ultimately take to satisfy the obligation. Conversely, the initial measurement of most long-term liabilities is equivalent to the present value of future payments discounted at the yield rate existing on the date of issue. When there are discounts or premiums on these obligations, they are reported in the balance sheet at amortized cost (net of unamortized premiums or discounts). Yet, a long-term deferred tax liability may be quite significant but is not discounted at all, so it is reported at neither present value nor amortized cost. In all cases, liability valuations are not changed to reflect current changes in the market rates of interest—that is, they are not reported at current value. Failure to consider the current market interest rates can cause the financial statements to be biased in favor of current creditors, particularly when many obligations are of a long-term nature.

8. *Accounting Principles Board Opinion No. 10, “Omnibus Opinion—1966”* (New York: AICPA, 1966).

## Equity

State laws and corporate articles of incorporation make generalizations about the equity section of the balance sheet somewhat difficult. However, certain practices have become widespread enough to discuss several generally accepted standards of reporting.

### Common Stock

Common stock is measured at historical cost—the amount received from investors when the stock is issued. Initially, most corporations designate a par or stated value for their stock, and as each share of common stock is sold, an amount equal to the par or stated value is reported in the common stock section of the balance sheet. Any differences between selling price and par value are then reported under the caption “additional paid-in capital.” These captions have no particular accounting significance except perhaps to determine an average issue price of common stock if such a computation seems meaningful. Companies may also issue more than one class of common stock. The additional categories, such as Class B common stock, generally carry fewer voting rights than Class A shares. For example, one Class A share may be accompanied by five voting rights, whereas one Class B share may be accompanied by only one right to vote. A detailed description of each share division of a company is included in its bylaws and charter. Hershey’s 2011 balance sheet discloses common stock of \$299,269,000, Class B common stock of \$60,632,000, and additional paid-in capital of \$490,817,000. The par value of the company’s common stock is \$1.00 per share. Tootsie Roll’s 2011 balance sheet discloses common stock of \$25,333,000. The par value of the company’s common stock is \$0.69<sup>4</sup>/<sub>9</sub>. The company also discloses Class B common stock of \$14,601,000 and additional paid-in capital of \$533,677,000.

### Preferred Stock

Many companies also issue other classes of stock, known as *preferred*. These shares generally have preference as to dividends, and a stated amount of dividends must be paid to preferred shareholders before any dividends can be paid to the common stockholders. The measurement basis of preferred stock is similar to that of common stock, with amounts divided between the par value of the shares and additional paid-in capital. Thus the reported balance sheet amounts also represent historical cost. Hershey’s fiscal 2011 balance sheet indicates that the company is authorized to issue shares of authorized preferred stock; however, none of these shares had been issued on the balance sheet date. Tootsie Roll does not disclose any information about preferred stock.

### Treasury Stock

Corporations may reduce their stockholders’ equity by acquiring their shares on the open market. These reacquired shares are termed *treasury stock*. Hershey discloses the cost of its treasury stock as \$4,258,962,000, whereas the cost of Tootsie Roll’s treasury stock is \$1,992,000.

### Retained Earnings and Other Comprehensive Income

Ownership interest in a corporation may be defined as the residual interest in the company’s assets after the liabilities have been deducted. The amounts reported in stockholders’ equity as retained earnings and accumulated other comprehensive

income are associated with the measurement methods used to record specific assets and liabilities. However, these amounts should not be confused with any attempt to measure the owners' current-value interest in the firm. Consequently, the measurement of retained earnings and accumulated other comprehensive income depends on the measurement of revenues and cost expirations over the life of the firm.

Most states require that dividends not exceed the balance in retained earnings, and stockholders might wish to have extra dividends distributed when the retained earnings balance becomes relatively large. However, individual entities might have various long-range plans and commitments that do not allow current distribution of dividends, and firms may provide for the dissemination of this information through an appropriation of retained earnings. A retained earnings appropriation is measured as the amount of retained earnings set aside for the stated purpose. It should be emphasized that retained earnings appropriations do not provide the cash to finance such projects and are presented only to show managerial intent. This intent might just as easily be disclosed through a footnote.

Companies are also now required to disclose the components of other comprehensive income. The amounts of these components (discussed in more detail in Chapter 6) represent all nonowner changes in equity resulting from changes in the valuation of balance sheet items that are not included in net income.

The measurement of equity can be said to be based primarily on the measurement of specific assets and liabilities. The transfer of assets to expense and the incurrence of liabilities determine the measurement of changes in equity. Equity does not have a measurement criterion other than a residual valuation.

Hershey's 2011 balance sheet discloses a retained earnings balance of \$4,699,597,000 and an accumulated other comprehensive loss of \$442,331,000. Tootsie Roll's retained earnings balance at the end of its 2011 fiscal year was \$114,269,000 and the accumulated other comprehensive loss was \$19,953,000.

## **Fair Value Measurements under SFAS No. 157**

In September 2007 the FASB issued *SFAS No. 157*, "Fair Value Measurements" (see FASB ASC 820). This statement specifies how fair value is to be determined when such measurements are required by existing GAAP. It does not indicate when fair value measurements are to be used. The rationale for *SFAS No. 157* was that previous GAAP contained inconsistent definitions and only limited application guidance for fair value measurements. The most important aspects of *SFAS No. 157* are as follows:

1. A new definition of fair value
2. A fair value hierarchy used to classify the source of information used in fair value measurements (for example, market-based or non-market-based)
3. New disclosures of assets and liabilities measured at fair value based on their level in the hierarchy
4. A modification of the presumption that the transaction price of an asset or liability equals its initial fair value

*SFAS No. 157* is to be applied to any asset or liability that is measured at fair value under current GAAP. The statement identified sixty-seven previous pronouncements that referred to fair value and are affected by its provisions. *SFAS No. 157* (now FASB ASC 820) represents the FASB's current position on the tradeoff between reliability and faithful representation of financial information. It also reflects the FASB's

conclusion that investors and creditors find fair value measurement relevant, even in the absence of exact market data. As a result, the tradeoff now favors relevance; thus, to assess the relative reliability of the fair value measurements provided, financial statement users need to be made aware of the quality of the information provided through meaningful and transparent disclosures.

## Definition of Fair Value

SFAS No. 157 defined *fair value* as “the price that would be received to sell an asset or paid to transfer a liability in an orderly transaction between market participants at the measurement date.”<sup>9</sup> This definition is based on *exit price*. For an asset, fair value is the price at which it would be sold. In contrast, an *entry price* for an asset is the price at which it would be bought. The exit price is to be used regardless of whether the entity plans to hold or sell the asset. Additionally, SFAS No. 157 specified that fair value is *market-based* rather than *entity-specific*. As a result, fair values must be based on assumptions that market participants would use in pricing the asset or liability.

## Fair Value Hierarchy

SFAS No. 157 establishes a hierarchy that ranks the quality and reliability of information used to determine fair values. Exhibit 7.3 provides a description of the levels in the hierarchy and examples.

### EXHIBIT 7.3 *Hierarchy of the Quality and Reliability of Information Used to Determine Fair Values*

Level 1: Quoted market prices for identical assets or liabilities in active markets	Company A common stock traded and quoted on the New York Stock Exchange
Level 2: Observable market-based inputs, other than Level 1 quoted prices (or unobservable inputs corroborated by market data)	Company B common stock traded and quoted only on an inactive market in an emerging country A privately placed bond of Z whose value is derived from a similar Z bond that is publicly traded An over-the-counter interest rate swap, valued based on a model whose inputs are observable, such as LIBOR (London Interbank Offered Rate) forward interest rate curves.
Level 3: Unobservable inputs (not corroborated by observable market data)	A long-dated commodity swap whose forward price curve, used in a valuation model, is not directly observable or correlated with observable market data Shares of a privately held company whose value is based on projected cash flows

Source: Adapted from *Statement of Financial Accounting Standards No. 157, “Fair Value Measurements”* (Norwalk, CT: FASB, 2007).

9. Financial Accounting Standards Board. *Statement of Financial Accounting Standards No. 157, “Fair Value Measurements”* (Norwalk, CT: FASB, 2007), para. 5.



If the fair value of an asset or liability is based on information from more than one level of the hierarchy, the classification of fair value depends on the lowest-level input with significant effect. For example, if a particular measurement contains both Level 2 and Level 3 inputs and both have a significant effect, then the measurement falls under Level 3.

### Disclosures

The disclosure requirements are designed to indicate the relative reliability of fair value measurements. *SFAS No. 157* required separate disclosures of items that are measured at fair value on a recurring basis (e.g., an investment portfolio versus items that are measured at fair value on a nonrecurring basis, such as an impaired asset). Following are the major disclosures required at each annual and interim balance sheet date:

1. For items that are measured on a nonrecurring basis at fair value, a separate table is required for assets and for liabilities. The table displays the balance sheet fair value carrying amount of major categories of assets and of liabilities. Within each table, the assets and liabilities measured at fair value in each major category are separated into the level of the hierarchy on which fair value is based. The table also includes total gains and losses recognized for each major category.
2. For items measured on a recurring basis at fair value, tables similar to those for nonrecurring items are required. These tables must provide additional information regarding fair value based on Level 3 (unobservable) inputs, including a roll-forward analysis of fair value balance sheet amounts and disclosure of the unrealized gains and losses for Level 3 items held at the reporting date.

*SFAS No. 157* required disclosures about the fair value measurements in a tabular format for each major category of assets and liabilities measured at fair value on a nonrecurring basis during the period. A table is also required for liabilities measured at fair value on a nonrecurring basis, if any exist. A similar set of disclosures is to be made for assets and liabilities that are remeasured at fair value on a recurring basis.

An illustration of information on assets measured at fair value on a nonrecurring basis is provided in Exhibit 7.4.

Additionally, qualitative information such as a description of the information used to develop the measurements, the valuation technique, and a discussion of any changes to valuation techniques should accompany the table.

### Modification of the Transaction Price Presumption

Under previous GAAP, when an item was initially recognized, the transaction or entry price (the price paid for an asset) is presumed to be its fair value absent persuasive evidence to the contrary. Because an exit price is not necessarily equal to the transaction price, *SFAS No. 157* did away with that presumption. Instead, entities should consider whether certain factors, when present, *might* indicate that the transaction price does not represent fair value. When that is the case, a separate determination of fair value is to be made. *SFAS No. 157* cites four examples that might indicate that the transaction price does not represent fair value:

1. The transaction is between related parties.
2. The transaction occurs under duress or the seller is forced to accept the price in the transaction because of urgency.



**EXHIBIT 7.4** *Illustration of Tabular Disclosures for Assets Remeasured on a Nonrecurring Basis*

(\$ in millions)		Fair Value Measurements Using			
Description	Year Ended 12/31/XX	Quoted Prices in Active Markets for Inputs Identical 1 Assets (Level 1)	Significant Other Observable (Level 2)	Significant Unobservable Inputs (Level 3)	Total Gains (Losses)
Goodwill <sup>b</sup>	30			\$30	(35)
Long-lived assets held for sale <sup>c</sup>	26		26		<u>(15)</u>
					<u><u>\$(75)</u></u>

<sup>a</sup>In accordance with the provisions of *Statement 144*, long-lived assets held and used with a carrying amount of \$100 million were written down to their fair value of \$75 million, resulting in an impairment charge of \$25 million, which was included in earnings for the period (this issue is discussed in Chapter 9).

<sup>b</sup>In accordance with the provisions of *Statement 142*, goodwill with a carrying amount of \$65 million was written down to its implied fair value of \$30 million, resulting in an impairment charge of \$35 million, which was included in earnings for the period (this issue is discussed in Chapter 10).

<sup>c</sup>In accordance with the provisions of *Statement 144*, long-lived assets held for sale with a carrying amount of \$35 million were written down to their fair value of \$26 million, less cost to sell of \$6 million (or \$20 million), resulting in a loss of \$15 million, which was included in earnings for the period (this issue is discussed in Chapter 9).

Source: Adapted from *Statement of Financial Accounting Standards No. 157*, "Fair Value Measurements" (Norwalk, CT: FASB, 2007), para. 36.

3. The unit of account represented by the transaction is different from the unit of account for the asset or liability measured at fair value.
4. The market in which the transaction occurs is different from the principal (or most advantageous) market in which the reporting entity would sell or otherwise dispose of the asset or transfer the liability.

**FASB Staff Position FAS No. 157-4**

As noted in Chapter 1, some critics of *SFAS No. 157* maintained that it caused or exacerbated the 2007–2008 market crises by forcing a downward spiral of valuations based on distressed institutions. They also raised concerns that as a result of *SFAS No. 157* and *SFAS No. 115* (see Chapter 8), financial institutions were forced to book losses on securities that might have value after the credit market crisis has passed. However, proponents of the standard maintained that suspending or revising *SFAS No. 157* would be a disservice to investors, who deserve to know the current value of a reporting entity's assets and liabilities.

As a result of these differing viewpoints, financial institutions, accounting groups, and others requested guidance from the SEC and the FASB on how to determine fair value measurements in the then-current economic climate. On September 30, 2008, the SEC and FASB were granted authority by Congress to study the implications of *SFAS No. 157*.

On October 3, 2008, President Bush signed the Emergency Economic Stabilization Act of 2008 into law. Section 133 of this legislation required the SEC to study fair value accounting and report on its impact. On December 30, 2008, the SEC issued its study on fair value accounting, *Report and Recommendations Pursuant to Section 133 of the Emergency Economic Stabilization Act of 2008: Study on Mark-to-Market Accounting*.<sup>10</sup> This study recommended that existing fair value accounting and mark-to-market standards, including *SFAS No. 157*, should not be suspended.

Nevertheless, the publication of the SEC's report did not satisfy the critics of *SFAS No. 157*. The *Wall Street Journal* reported, in its analysis of public filings, that thirty-one financial firms and trade groups had formed a coalition in early 2009 and spent \$27.6 million to lobby legislators about the rule and other issues.<sup>11</sup> After some contentious hearings in Congress, where the FASB's standard-setting authority was threatened by some of its members, the FASB amended *SFAS No. 157* by issuing FASB Staff Position (FSP) *FAS 157-4* (see FASB ASC 820-10-65).

FSP *FAS 157-4* provided guidance on how to determine when the volume and level of activity for an asset or liability has significantly decreased and identified the circumstances in which a transaction is not orderly. The factors (which are not intended to be all-inclusive) that indicate a significant decrease in the volume and level of activity for an asset or liability in relation to normal market activity for the same or similar assets or liabilities include the following:

1. There are few recent transactions.
2. Price quotations are not based on current information.
3. Price quotations vary substantially either over time or among market makers (e.g., some brokered markets).
4. Indexes that previously were highly correlated with the fair values of the asset or liability are demonstrably uncorrelated with recent indications of fair value for that asset or liability.
5. There is a significant increase in implied liquidity of risk premiums, yields, or performance indicators (such as delinquency rates or loss severities) for observed transactions or quoted prices when compared with the reporting entity's estimate of expected cash flows, considering all available market data about credit and other nonperformance risks for the asset or liability.

10. Securities and Exchange Commission. *Report and Recommendations Pursuant to Section 133 of the Emergency Economic Stabilization Act of 2008: Study on Mark-to-Market Accounting*, Washington, DC: SEC, 2008).

11. S. Pulliam and T. McGinty, "Congress Helped Banks Defang Key Rule," *Wall Street Journal*, 3 June 2009, [http://online.wsj.com/article/SB124396078596677535.html#mod=rss\\_whats\\_news\\_us](http://online.wsj.com/article/SB124396078596677535.html#mod=rss_whats_news_us).

6. There is a wide bid–ask spread or a significant increase in the bid–ask spread.
7. There is a significant decline or absence of a market for new issuances (i.e., a primary market) for the asset or liability or similar assets or liabilities.
8. Little information is released publicly.

Subsequently, after considering the significance and relevance of each of the above or other factors, judgment should be used to determine whether the market is active and if a significant adjustment to the transactions or quoted prices may be necessary to estimate fair value. The circumstances identified that might indicate that a transaction is not orderly include, but are not limited to, the following:

1. There was not adequate exposure to the market for a period before the measurement date to allow marketing activities that are usual and customary for transactions involving such assets or liabilities under current market conditions.
2. There was a usual and customary marketing period, but the seller marketed the asset or liability to a single market participant.
3. The seller is in or near bankruptcy or receivership (i.e., distressed), or the seller was required to sell to meet regulatory or legal requirements (i.e., forced).
4. The transaction price is an outlier when compared with other recent transactions for the same or similar asset or liability.

An evaluation of the circumstances is necessary to determine whether the transaction is orderly based on the weight of the evidence required to estimate fair value in accordance with *SFAS No. 157*.

There were differing opinions on the expected impact of FSP *FAS 157-4*. CNBC financial markets commentator Lawrence Kudlow suggested that it would result in banks reporting improved profitability and that their balance sheets would reveal much more capital than was previously reported under the provisions of *SFAS No. 157*.<sup>12</sup> On the other hand, opponents of the amendment, such as hedge fund manager James Chanos, argued that it “allows banks to substitute their own wishful-thinking judgments of value for market prices.”<sup>13</sup>

Although proponents and opponents of the amendment differed on the economic consequences of its adoption, both expected it to have a major impact. The expectation was that it would result in the revaluation upward of troubled assets, especially mortgage-based securities, by lowering their fair value hierarchy

12. Lawrence Kudlow, “The AIG Outrage: The Government Shouldn’t Run Anything, Because It Cannot Run Anything,” *National Review Online* (March 17, 2009), <http://article.nationalreview.com/?q=YjA0ODRlOWIyMjU5ZjUxMTBkMTEwYjhkNjQ0GyWNGU=>.

13. Quoted in J. Hughes and J. Chung, “IASB to Consider Changes to Fair Value Rule,” *Financial Times* (March 18, 2009), [http://www.ft.com/cms/s/0/ef960754-1353-11de-a170-0000779fd2ac.html?nclick\\_check=1](http://www.ft.com/cms/s/0/ef960754-1353-11de-a170-0000779fd2ac.html?nclick_check=1).

measurements from Level 2 to Level 3, and that bank profits might increase by as much as 20 percent.<sup>14</sup> However, as noted in Chapter 1, a subsequent study of the impact of the adoption of FSP FAS 157-4 on 73 of the largest banks in the United States found that a large majority of the banks reported that adoption of the new requirements had no material impact.<sup>15</sup>

## Proposed Format of the Statement of Financial Position

The proposed revisions to the statement of financial position outlined in Phase B of the FASB-IASB Financial Statement Presentation Project (discussed in Chapter 2) are illustrated in Exhibit 7.5.

### EXHIBIT 7.5 Proposed Statement of Financial Position

As of 31 December	2012	2011
<b>BUSINESS</b>		
<b>Operating</b>		
Accounts receivable, trade	945,678	541,375
Less allowance for doubtful accounts	(23,642)	(13,534)
Accounts receivable, net	922,036	527,841
Inventory	679,474	767,102
Prepaid advertising	80,000	75,000
Foreign exchange contracts—cash-flow hedge	6,552	3,150
<i>Total short-term assets</i>	<i>1,688,062</i>	<i>1,373,092</i>
Property, plant, and equipment	5,112,700	5,088,500
Less accumulated depreciation	(2,267,620)	(2,023,500)
Property, plant, and equipment, net	2,845,080	3,065,000
Investment in associate A	261,600	240,000
Goodwill	154,967	154,967
Other intangible assets	35,000	35,000
<i>Total long-term assets</i>	<i>3,296,647</i>	<i>3,494,967</i>
Accounts payable, trade	(612,556)	(505,000)
Advances from customers	(182,000)	(425,000)
Wages payable	(173,000)	(200,000)
Share-based remuneration liability	(39,586)	(21,165)
Current portion of lease liability	(35,175)	(33,500)
Interest payable on lease liability	(14,825)	(16,500)
<i>Total short-term liabilities</i>	<i>(1,057,142)</i>	<i>(1,201,165)</i>
Accrued pension liability	(293,250)	(529,500)
Lease liability (excluding current portion)	(261,325)	(296,500)
Other long-term liabilities	(33,488)	(16,100)
<i>Total long-term liabilities</i>	<i>(588,063)</i>	<i>(842,100)</i>
<b>Net operating assets Investing</b>	<b>3,339,504</b>	<b>2,824,795</b>

14. I. Katz and J. Westbrook, "Mark-to-Market Lobby Buys Bank Profits 20% as FASB May Say Yes," *Financial Times* (March 30, 2009), <http://www.bloomberg.com/apps/news?pid=20601109&sid=awSxPMGzDW38&refer=home>.

15. Jack M. Cathey and Richard G. Schroeder, "The Impact of FSP FAS 157-4 on Commercial Banks, Financial Services Institute Symposium Proceedings," St. John's University, September 2009.

**EXHIBIT 7.5** (Continued)

As of 31 December	2012	2011
Available-for-sale financial assets (short-term)	473,600	485,000
Investment in associate B (long-term)	46,750	39,250
<b>Total investing assets</b>	<b>520,350</b>	<b>524,250</b>
<b>NET BUSINESS ASSETS FINANCING</b>	<b>3,859,854</b>	<b>3,349,045</b>
<b>Financing assets</b>		
Cash	1,174,102	861,941
<b>Total financing assets</b>	<b>1,174,102</b>	<b>861,941</b>
<b>Financing liabilities</b>		
Short-term borrowings	(562,000)	(400,000)
Interest payable	(140,401)	(112,563)
Dividends payable	(20,000)	(20,000)
<i>Total short-term financing liabilities</i>	<i>(722,401)</i>	<i>(532,563)</i>
Long-term borrowings	(2,050,000)	(2,050,000)
<b>Total financing liabilities</b>	<b>(2,772,401)</b>	<b>(2,582,563)</b>
<b>NET FINANCING LIABILITIES</b>		
<b>DISCONTINUED OPERATIONS</b>	<b>(1,598,299)</b>	<b>(1,720,621)</b>
Assets held for sale	856,832	876,650
Liabilities related to assets held for sale	(400,000)	(400,000)
<b>NET ASSETS HELD FOR SALE</b>	<b>456,832</b>	<b>476,650</b>
<b>INCOME TAXES</b>		
Short-term deferred tax asset	4,426	8,907
Income taxes payable	(72,514)	(63,679)
Long-term deferred tax asset	39,833	80,160
<b>NET INCOME TAX ASSET (LIABILITY)</b>	<b>(28,255)</b>	<b>25,388</b>
<i>NET ASSETS</i>	<i>2,690,132</i>	<i>2,130,462</i>
<b>EQUITY</b>		
Share capital	(1,427,240)	(1,343,000)
Retained earnings	(1,100,358)	(648,289)
Accumulated other comprehensive income, net	(162,534)	(139,173)
<b>TOTAL EQUITY</b>	<b>(2,690,132)</b>	<b>(2,130,462)</b>
<b>Total short-term assets</b>	<b>4,197,021</b>	<b>3,605,591</b>
<b>Total long-term assets</b>	<b>3,383,231</b>	<b>3,614,377</b>
<b>Total assets</b>	<b>7,580,252</b>	<b>7,219,968</b>
<b>Total short-term liabilities</b>	<b>(2,252,057)</b>	<b>(2,197,406)</b>
<b>Total long-term liabilities</b>	<b>(2,638,063)</b>	<b>(2,892,100)</b>
<b>Total liabilities</b>	<b>(4,890,120)</b>	<b>(5,089,506)</b>

Source: Adapted from "Preliminary Views on Financial Statement Presentation," FASB, October 2008.

This proposal would no longer divide assets and liabilities into separate categories on the balance sheet; rather, it groups assets and liabilities together under the categories of operating, investing, and financing activities while continuing to provide a separate section for stockholders' equity.

The boards propose to further disaggregate assets and liabilities within each category into short-term and long-term based on a one-year time frame

that would replace the current distinction between current and noncurrent assets and liabilities that uses a one-year or the operating cycle criterion. Assets and liabilities presented within each section would be further analyzed as short-term and long-term, unless presenting assets and liabilities in order of liquidity would provide more relevant information. In a presentation based on liquidity, an entity should present its assets and liabilities in increasing or decreasing order of liquidity, and it should include in the notes to its financial statements information about the maturities of its short-term contractual assets and liabilities. Additionally, entities should present information about the maturities of their long-term contractual assets and liabilities in the notes to financial statements.

The boards also propose that cash equivalents be considered similar to short-term investments and presented separately from cash. As discussed earlier in the chapter, cash equivalences currently are aggregated with cash because both FASB and IASB have considered that cash equivalents are highly liquid and are essentially the same as cash. However, the Boards concluded that excluding cash equivalents from the amount of cash presented in the statement of financial position would better achieve the liquidity and financial flexibility objective,<sup>16</sup> because short-term investments do not have all the characteristics of currency on hand and are subject to some risk of price change (e.g., those attributable to sudden changes in the credit environment, as occurred in 2007–2008).

At their October 2010 joint meeting, the Boards acknowledged that they did not have the capacity currently to devote the time necessary to consider the information learned during outreach activities and modify their tentative decisions. Consequently, the Boards decided to not issue an Exposure Draft in the first quarter 2011 as originally planned. The Boards indicated that they will return to this project when they have the requisite capacity. No further action had been taken at the time this text was published.

## Evaluating a Company's Financial Position

Investors and security analysts monitor company performance by using financial ratios. Financial ratios evaluate the relationships between financial statement elements and are most useful when compared to previous years' results, competitor company results, industry averages, or benchmarks. The return-on-assets (ROA) ratio measures the percentage return on the asset employed by a company and is computed as follows:<sup>17</sup>

$$\text{ROA} = \frac{\text{Net income}}{\text{Average total assets}}$$

Hershey's ROA for fiscal years 2011 and 2010 are computed as follows (all calculations in thousands of dollars):<sup>18</sup>

16. See the discussion of the objectives of financial statement presentation on page 47.

17. The return on assets ratio is an overall measure of firm performance that can be used by all investors. Additional ratios that are used by various investor groups are discussed in subsequent chapters. The average total assets is computed as (current year total assets + previous year total assets)/2.

18. From the Statement of Operations contained in Chapter 6 and the company's Form 10-K contained on the text's Web page.

2011	2010
<u>\$628,962</u>	<u>\$509,799</u>
( $\$4,412,199 + 4,272,732$ )/2	( $\$4,272,732 + 3,675,031$ )/2
= 14.48%	= 12.83%

Tootsie Roll's ROA for fiscal years 2011 and 2010 are computed as follows:

2011	2010
<u>\$43,938</u>	<u>\$53,063</u>
( $\$857,856 + 857,959$ )/2	( $\$857,959 + 838,247$ )/2
= 5.12%	= 6.26%

The five-year average return on assets for the Candy and Other Confectionary Products industry in 2011 was 4.34 percent. This calculation indicates that both Hershey and Tootsie Roll outperformed the industry during 2011. Hershey's performance, as measured by ROA, increased slightly from 2010 to 2011, and Tootsie Roll's declined. Hershey's 2011 ROA is 2.8 times that of Tootsie Roll's, and this multiple increased from 1.8 in 2010, which indicates an increasing relative ROA performance for Hershey.

In recent years, financial analysts have suggested that adjustments be made to both the numerator and denominator of the ROA ratio to improve its use in evaluating profitability. The adjustments suggested include the following:

1. Determining sustainable income by removing the after-tax effects of nonrecurring (transitory) items from net profit (examples of these types of items are asset impairment charges, discontinued operations, and extraordinary items)
2. Eliminating interest expense after tax to improve interfirm comparability by removing the impact of capital structure on the ratio<sup>19</sup>
3. Making adjustments that incorporate the effects of off-balance sheet financing (discussed in Chapter 11)

We illustrate the effect of these adjustments on Hershey's and Tootsie Roll's ROA results for the year 2011.

Hershey did not report any business realignment charges in 2011; however the company did report net-of-tax impairment increase of \$886,000 in 2011. This increase is considered a transitory item in that it is not expected to recur. The impact of this nonrecurring item is eliminated by deducting its effect to the numerator of the ROA ratio.<sup>20</sup> In addition, the impact of capital structure on Hershey's ROA is removed by adding the after-tax amount of interest expense

19. A company that uses relatively more debt to finance its operations than a competitor does will report a relatively higher amount of interest expense and a relatively lower net profit figure (see Chapter 11 for a further discussion).

20. The impairment charges are stated on Hershey's income statement on an after-tax basis.

incurred of \$94,780,000<sup>21</sup> or \$61,891,000<sup>22</sup> to net income for 2011. This results in an adjusted profit figure of \$683,987,000 and a ROA of 15.75 percent.

Tootsie Roll's 2011 income statement disclosed no transitory items; therefore, the only adjustment necessary was the interest expense charges of \$121,000 in 2011. The after-tax effects of this charges is \$87,000 in 2011, which is added to the ROA numerator, resulting in an adjusted ROA of 5.13 percent in 2011.

A review of these adjusted ROAs reveals that Hershey's 2011 performance was more than three times better than Tootsie Roll's, rather than the 2.5 amount indicated by the unadjusted ROA measures. This result indicates that Tootsie Roll needs to improve its ROA.

ROA can be broken into two components: the profit-margin ratio (PMR) and the asset-turnover ratio (ATR). A company can improve its ROA ratio by increasing either of these two ratios. A company's PMR is calculated:

$$\text{PMR} = \frac{\text{Net income}}{\text{Net sales}}$$

Hershey's 2011 PMR after eliminating the impact of nonrecurring items and capital structure for fiscal is calculated:

$$\frac{\$683,987}{\$6,080,788} = 11.25$$

It indicates that every dollar of net sales adds approximately 91 cents to Hershey's adjusted bottom line.

A company's ATR is evaluated by calculating its asset turnover ratio as follows:

$$\text{ATR} = \frac{\text{Net sales}}{\text{Average total assets}}$$

Hershey's 2011 ATR is calculated:

$$\frac{\$6,080,788}{(\$4,412,199 + 4,272,732)/2} = 1.40$$

Tootsie Roll's PMR after eliminating the impact of the nonrecurring items and of capital structure for 2011 is calculated:

$$\frac{\$44,025}{\$528,369} = 8.33\%$$

Tootsie Roll's 2011 ATR is calculated by

$$\frac{\$528,369}{(\$857,856 + 857,959)/2} = 0.62$$

21. Hershey discloses net interest expense of \$96,434,000 for 2011 on its income statements. A review of its footnotes reveal that its interest expense for fiscal 2011 was \$97,704,000. The company's effective tax rate in 2011 was 37.0 percent. Tootsie Roll reported net other expense of \$2,946,000 in 2011. The interest expense components of this amounts was \$121,000. Tootsie Roll's average tax rate in 2011 was 27.9 percent.

22. A company's effective tax rate is disclosed in its income tax footnote to the financial statements.



As stated above, these two ratios (PMR and ATR) are actually components of the ROA, as indicated by the following:

$$\frac{\text{Net income}}{\text{Net sales}} \times \frac{\text{Net sales}}{\text{Average total assets}}$$

Eliminating net sales from both the numerator and denominator leaves

$$\frac{\text{Net income}}{\text{Average total assets}}$$

Following is a comparison of the two companies' adjusted ratios for 2011:

	Hershey	Tootsie Roll
Return on assets	15.75%	5.13% <sup>a</sup>
Profit-margin ratio	11.35%	8.33%
Asset-turnover ratio	1.40	0.62

<sup>a</sup>Difference due to rounding

These results indicate that Hershey's relatively higher ROA is caused by a larger asset-turnover ratio than Tootsie Roll's. Additionally, Hershey's profit margin ratio is higher than Tootsie Roll's.

One final method of analysis that might be used is to compare the ROA ratio with an established benchmark. Investing in corporate stocks carries an associated degree of risk that varies by company. That is, a company may be unprofitable and go out of business, resulting in a loss of the amount originally invested. Consequently, investors wish to be compensated for assuming risk. The benchmark for risk-free rate of return is the yield (or actual interest rate) on long-term government securities. During 2011 the average interest rate on 10- year U.S. Treasury bonds was approximately 2.125 percent. Hershey's return on assets indicates that during 2011, investors were compensated an additional 13.77 percent for assuming the risk associated with the company's stock, and Tootsie Roll's investors were compensated an additional 3.01 percent.

As indicated in Chapter 4, the risk of investing in a company's stock may be measured by calculating its beta ( $\beta$ ). A stock with a  $\beta$  of 1.0 is considered to offer an average amount of risk. During fiscal 2011, Hershey's  $\beta$  was approximately 0.27 and Tootsie Roll's was 0.65. During that year, the industry average  $\beta$  was approximately 0.5. Consequently, an investment in the average company in the Candy and Other Confectionary Products industry is viewed as less risky than an average investment. Hershey's  $\beta$  is somewhat less than that of the average company in the industry, whereas Tootsie Roll's  $\beta$  is somewhat higher than the industry average, indicating it is viewed as a relatively riskier investment. We also know from Chapter 6 that at the end of 2011, Hershey's stock was selling at about 21.68 times earnings and Tootsie Roll's stock was selling at 31.14 times earnings. Taken together, these results indicate that during 2011, Hershey was earning a ROA that was well above the current risk-free rate, the risk associated with investing in the company was low, and investor perceptions of the future outlook for the company were somewhat optimistic. For Tootsie Roll, the company's 2011 results indicated that the ROA was above the industry average; the risk associated with

the company, although moderate in comparison to the total market average, was higher than both Hershey's and the industry average. Nevertheless, investor perceptions of the future outlook for Tootsie Roll were positive.

## The Statement of Cash Flows

---

### Evolution of the Statement of Cash Flows

Before 1971, the income statement and the balance sheet were the only financial statements required under GAAP. However, many large firms were including additional financial statements to disclose relevant information needed to make economic decisions. These disclosures were in response to investors, creditors, and others who voiced the desire to receive information on the financing and investing activities of business organizations. A number of companies responded by issuing a *funds statement*. This statement reported on the resources provided and the uses to which these resources were put during the reporting period.

Funds statements were not uniformly prepared initially, and the method of reporting sources and application of resources depended on the concept of funds preferred by the reporting entity. In general, the concepts of funds used can be categorized as cash, working capital, and all financial resources. Other concepts of funds, such as quick assets or net monetary assets, may also have been encountered.

Statements using the cash concept of funds summarize all material changes in the cash balance. These funds statements became, in effect, statements of cash receipts and disbursements, and they reported the impact of these receipts and disbursements on all other accounts.

Under the working capital definition of funds, all material transactions that result in a change in working capital (current assets minus current liabilities) are reported. Under this concept, *funds* is defined as the net amount of increases and/or decreases in cash, receivables, inventories, payables, and other current items.

Finally, if the all-financial-resources concept is used, the entity reports on the effect of all transactions with outsiders. This concept of funds must be used in conjunction with another concept of funds (e.g., cash, working capital) and includes all items that affect the financing and investing activities of the enterprise. An example of an all-financial-resources transaction is the purchase of assets by issuing stock. In this case, an investing activity (the purchase of assets) is coupled with a financing activity (issuing stock), but neither activity affected cash or working capital. The advantage of the all-financial-resources concept is its inclusion of all transactions that are important items in the financial administration of the entity. A disadvantage is that although the investing and financing activities wash out and have no effect on determining the amount of the change in funds, an investor may be confused by the inclusion of transactions that do not affect the change being measured (e.g., cash or working capital).

### Accounting Principles Board Opinions No. 3 and No. 19

In 1963, the APB noted the increased attention that had been given to flow of funds analysis and issued *Opinion No. 3* (superseded). This release suggested that

funds statements should be presented as supplemental information in financial reports but did not make such disclosures mandatory.<sup>23</sup>

By 1971, the APB had noted that regulatory agencies were requiring the preparation of funds statements and that a number of companies were voluntarily disclosing funds statements in their annual reports. As a result, the Board issued *APB Opinion No. 19* (superseded), which stated that information usually contained on the funds statement was essential to financial statement users and that such a statement should be presented each time a balance sheet and an income statement were reported. In addition, the Board stated that the funds statement should be prepared in accordance with the all-financial-resources concept and that the statement should be titled "Statement of Changes in Financial Position."<sup>24</sup>

*APB Opinion No. 19* prescribed the format of the statement as follows:

1. The statement may be prepared in such a manner as to express the financial position in terms of cash, cash and temporary assets, quick assets, or working capital so long as it utilizes the all-financial-resources concept and gives the most useful portrayal of the financing and investing activities of the entity.
2. In each case the statement should disclose the net change in the cash, cash and temporary investments, quick assets or working capital, depending on the form of presentation.
3. The statement should disclose outlays for long-term assets, net proceeds from the sale of long-term assets, conversion of long-term debt or preferred stock to common stocks, issuances and repayments of debts, issuances or repurchases of capital stock and dividends.<sup>25</sup>

The statement of changes in financial position was designed to enable financial statement users to answer questions like these:

1. Where did the profits go?
2. Why weren't dividends larger?
3. How was it possible to distribute dividends in the presence of a loss?
4. Why are current assets down when there was a profit?
5. Why is extra financing required?
6. How was the expansion financed?
7. Where did the funds from the sale of securities go?
8. How was the debt retired?
9. How was the increase in working capital financed?

Although definitive answers to these questions are not readily obtainable from a casual inspection of the statement, usual practice was to elaborate on the presentation in the footnotes. In addition, comparative analyses covering several years of operations enable the user to obtain useful information on past methods and practices and the contribution of funds derived from operations to the growth of the company.

23. *APB Opinion No. 3*, "The Statement of Source and Application of Funds" (New York: AICPA, 1963).

24. *APB Opinion No. 19*, "Reporting Changes in Financial Position" (New York: AICPA, 1971).

25. *Ibid.*

The statement of changes in financial position was designed to report on the company's financial operations and to disclose the results of the company's financial management policies. It was also designed to improve the predictive decision-making ability of users.

## Cash-Flow Information

The cash inflows and outflows of a business are of primary importance to investors and creditors. The presentation of cash-flow information by a business enterprise should enable investors to (1) predict the amount of cash that is likely to be distributed as dividends or interest in the future and (2) evaluate the potential risk of a given investment.

The FASB has emphasized the importance of cash-flow information in its deliberations. *SFAC No. 1* stated that effective financial reporting must enable investors, creditors, and other users to (1) assess cash-flow prospects and (2) to evaluate liquidity, solvency, and flow of funds. Similarly, *SFAC No. 8* indicated that information about a reporting entity's cash flows helps users to assess the entity's ability to generate future net cash inflows, and information about cash flows helps users understand a reporting entity's operations, evaluate its financing and investing activities, assess its liquidity or solvency, and interpret other information about financial performance.<sup>26</sup>

The presentation of cash-flow data is necessary to evaluate a firm's liquidity, solvency, and financial flexibility. *Liquidity* is the firm's ability to convert an asset to cash or to pay a current liability. It is referred to as the "nearness to cash" of an entity's economic resources and obligations. Liquidity information is important to users in evaluating the timing of future cash flows; it is also necessary for evaluating solvency and financial flexibility.

*Solvency* refers to a firm's ability to obtain cash for business operations. Specifically, it refers to a firm's ability to pay its debts as they become due. Solvency is necessary for a firm to be considered a going concern. Insolvency can result in liquidation and losses to owners and creditors. In addition, the threat of insolvency can cause the capital markets to react by increasing the cost of capital in the future; that is, the amount of risk is increased.

*Financial flexibility* is the firm's ability to use its financial resources to adapt to change. It is the firm's ability to take advantage of new investment opportunities or to react quickly to a crisis. Financial flexibility comes in part from quick access to the company's liquid assets. However, liquidity is only one part of financial flexibility. Financial flexibility also stems from a firm's ability to generate cash from its operations, contributed capital, or sale of economic resources without disrupting continuing operations.

The presentation of cash-flow data is intended to enable investors to make rational decisions by providing them with useful information. *SFAC No. 8* identifies *relevance* and *faithful representation* as the primary ingredients that make accounting information useful. A statement of cash flows undoubtedly allows the presentation of useful information to investors and creditors because it enables users to predict the probability of future returns and evaluate risk.

26. Financial Accounting Standards Board. *SFAC No. 8, Conceptual Framework for Financial Reporting*, Chapter 1, "The Objective of General Purpose Financial Reporting," and Chapter 3, "Qualitative Characteristics of Useful Financial Information." (Norwalk, CT: FASB, 2010) OB20.

In 1987 the FASB issued *SFAS No. 95*, “Statement of Cash Flows” (see FASB ASC 230). This statement established standards for cash-flow reporting. It superseded *APB Opinion No. 19*, “Reporting Changes in Financial Position.” As a result, all business enterprises are now required to present a statement of cash flows in place of the statement of changes in financial position as part of the full set of financial statements.

### **SFAS No. 95**

The format required by *SFAS No. 95* for presentation of the statement of cash flows evolved over a number of years. In 1980 the FASB issued a discussion memorandum titled *Reporting Funds Flows, Liquidity, and Financial Flexibility* as a part of its conceptual framework project. Major questions raised in this discussion memorandum included the following:

1. Which concept of funds should be adopted?
2. How should transactions not having a direct impact on funds be reported?
3. Which of the various approaches should be used for presenting funds flow information?
4. How should information about funds flow from operations be presented?
5. Should funds flow information be separated into outflows for (a) maintenance of operating capacity, (b) expansion of operating capacity, and (c) nonoperating purposes?

In 1981, the FASB issued an exposure draft titled *Reporting Income, Cash Flows, and Financial Position of Business Enterprises*. This exposure draft concluded that funds-flow reporting should focus on cash rather than working capital. However, a final statement was not issued at that time, and the FASB decided to consider the subject of cash-flow reporting in connection with a study of recognition and measurement concepts.

In 1984 the FASB issued *SFAC No. 5*, “Recognition and Measurement in Financial Statements of Business Enterprises.” Included in this statement is the conclusion that a cash-flow statement should be part of a full set of financial statements. Concurrently, the Financial Executives Institute (FEI) was reviewing the issue of cash-flow reporting. In 1984 the FEI published *The Funds Statement: Structure and Use*, a study that pointed out several areas of diversity inherent in the Statement of Changes in Financial Position. For example, *APB Opinion No. 19* allowed different definitions of funds, different definitions of cash and cash flow from operations, and different forms of presentation of the statement of changes in financial position.

During 1985 and 1986, the FASB organized a task force on cash-flow reporting and issued an exposure draft that proposed standards for cash-flow reporting. The FASB was concerned that the divergence in practice affected the understandability and usefulness of the information presented to investors, creditors, and other users of financial statements. In addition, some financial statement users were contending that accrual accounting had resulted in net income not reflecting the underlying cash flows of business enterprises. They argued that too many arbitrary allocation procedures, such as deferred taxes and depreciation, resulted in a net income figure that was not necessarily related to the earning power of an enterprise. As a result, *SFAS No. 95* was issued in 1987.

## Purposes of the Statement of Cash Flows

The primary purpose of the statement of cash flows is to provide relevant information about the cash receipts and cash payments of an enterprise during a period. This purpose is consistent with the objectives and concepts originally delineated in *SFAC Nos. 1* and *5* and later confirmed in *SFAC No. 8*.

*SFAC No. 1* stressed that financial reporting should provide information to help present and potential investors assess the amount, timing, and uncertainty of prospective cash receipts from interest, dividends, sale of securities, and proceeds from loans. These cash flows are seen as important because they can affect an enterprise's liquidity and solvency. *SFAC No. 5* indicated that a full set of financial statements should show cash flows for the period. *SFAC No. 5* also described the usefulness of cash-flow reporting in assessing an entity's liquidity, financial flexibility, profitability, and risk. *SFAC No. 8* maintains that information about cash flows helps users understand a reporting entity's operations, evaluate its financing and investing activities, assess its liquidity or solvency, and interpret other information about financial performance.

The objectives and concepts delineated in *SFAC Nos. 1* and *5* and later confirmed by *SFAC No. 8* led the FASB to conclude that the statement of cash flows should replace the statement of changes in financial position as a required financial statement. The statement of cash flows is intended to help investors, creditors, and others assess future cash flows, provide feedback about actual cash flows, evaluate the availability of cash for dividends and investments as well as the enterprise's ability to finance growth from internal sources, and identify the reasons for differences between net income and net cash flows. An additional reason for the focus on cash rather than working capital is the questionable usefulness of working capital in evaluating liquidity. That is, a positive working capital balance does not necessarily indicate liquidity, and a negative working capital balance might not indicate a lack of liquidity. More information is needed on receivable and inventory financing to evaluate the overall liquidity of a business enterprise.

## Statement Format

The statement of cash flows reports changes during an accounting period in cash and cash equivalents in cash flows from operating activities, cash flows from investing activities, and cash flows from financing activities. *Cash equivalents* are defined as highly liquid investments that are both readily convertible to known amounts of cash and so near to maturity that they present insignificant risk changes in value because of changes in interest rates. In general, only investments with original maturities of three months from the date of purchase qualify as cash equivalents. The Hershey and Tootsie Roll statements of cash flows are presented in Exhibits 7.6 and 7.7 on pages 259 and 260.

These exhibits indicate that during fiscal year 2011, Hershey's activities resulted in a net decrease in cash and cash equivalents of \$190,956,000, whereas Tootsie Roll reported a net decrease in cash and cash equivalents of \$37,364,000.

**Cash Flow from Operating Activities** Cash flows from operating activities are generally the cash effect from transactions that enter into the determination of net income exclusive of financing and investing activities. Among the cash inflows from operations are the following:

1. Receipts from sales of goods and services and collections on accounts or notes from customers
2. Receipts of interest and dividends

**EXHIBIT 7.6** *The Hershey Company Consolidated Statements of Cash Flows*

For the years ended December 31 (in thousands of dollars)	2011	2010	2009
<b>Cash Flows Provided from (Used by) Operating Activities</b>			
Net income	\$628,962	\$509,799	\$ 435,994
Adjustments to reconcile net income to net cash provided from operations:			
Depreciation and amortization	215,763	197,116	182,411
Stock-based compensation expense, net of tax of \$15,127, \$17,413, and \$19,223, respectively	28,341	32,055	34,927
Excess tax benefits from stock-based compensation	(13,997)	(1,385)	(4,455)
Deferred income taxes	33,611	(18,654)	(40,578)
Gain on sale of trademark licensing rights, net of tax of \$5,962	(11,072)	—	—
Business realignment and impairment charges, net of tax of \$18,333, \$20,635, and \$38,308, respectively	30,838	77,935	60,823
Contributions to pension plans	(8,861)	(6,073)	(54,457)
Changes in assets and liabilities, net of effects from business acquisitions and divestitures:			
Accounts receivable—trade	(9,438)	20,329	46,584
Inventories	(115,331)	(13,910)	74,000
Accounts payable	7,860	90,434	3,228
Other assets and liabilities	(205,809)	13,777	293,272
Net cash provided from operating activities	<u>580,867</u>	<u>901,423</u>	<u>1,065,749</u>
<b>Cash Flows Provided from (Used by) Investing Activities</b>			
Capital additions	(323,961)	(179,538)	(126,324)
Capitalized software additions	(23,606)	(21,949)	(19,146)
Proceeds from sales of property, plant, and equipment	312	2,201	10,364
Proceeds from sale of trademark licensing rights	20,000	—	—
Business acquisitions	(5,750)	—	(15,220)
Net cash (used by) investing activities	<u>(333,005)</u>	<u>(199,286)</u>	<u>(150,326)</u>
<b>Cash Flows Provided from (Used by) Financing Activities</b>			
Net change in short-term borrowings	10,834	1,156	(458,047)
Long-term borrowings	249,126	348,208	—
Repayment of long-term debt	(256,189)	(71,548)	(8,252)
Proceeds from lease financing agreement	47,601	—	—
Cash dividends paid	(304,083)	(283,434)	(263,403)
Exercise of stock options	184,411	92,033	28,318
Excess tax benefits from stock-based compensation	13,997	1,385	4,455
Contributions from noncontrolling interests in subsidiaries	—	10,199	7,322
Repurchase of Common Stock	(384,515)	(169,099)	(9,314)
Net cash (used by) financing activities	<u>(438,818)</u>	<u>(71,100)</u>	<u>(698,921)</u>

(Continued)



**EXHIBIT 7.6** (Continued)

For the years ended December 31 (in thousands of dollars)	2011	2010	2009
(Decrease) Increase in cash and cash equivalents	(190,956)	631,037	216,502
Cash and cash equivalents as of January 1	<u>884,642</u>	<u>253,605</u>	<u>37,103</u>
Cash and cash equivalents as of December 31	<u>\$693,686</u>	<u>\$884,642</u>	<u>\$ 253,605</u>
Interest paid	\$ 97,892	\$ 97,932	\$ 91,623
Income taxes paid	292,315	350,948	252,230

**EXHIBIT 7.7** Consolidated Statements of Cash Flows Tootsie Roll Industries, Inc., and Subsidiaries

For the year ended December 31	2011	2010	2009
<b>Cash Flows from Operating Activities:</b>			
Net earnings	\$43,938	\$53,063	\$53,157
Adjustments to reconcile net earnings to net cash provided by operating activities:			
Depreciation	19,229	18,279	17,862
Impairment charges	—	—	14,000
Impairment of equity method investment	—	—	4,400
Loss from equity method investment	194	342	233
Amortization of marketable security premiums	1,267	522	320
Changes in operating assets and liabilities:			
Accounts receivable	(5,448)	717	(5,899)
Other receivables	3,963	(2,373)	(2,088)
Inventories	(15,631)	(1,447)	455
Prepaid expenses and other assets	5,106	4,936	5,203
Accounts payable and accrued liabilities	84	2,180	(2,755)
Income taxes payable and deferred	(5,772)	2,322	(12,543)
Postretirement health care and life insurance benefits	2,022	1,429	1,384
Deferred compensation and other liabilities	2,146	2,525	2,960
Other	(708)	310	305
Net cash provided by operating activities	<u>50,390</u>	<u>82,805</u>	<u>76,994</u>
<b>Cash Flows from Investing Activities:</b>			
Capital expenditures	(16,351)	(12,813)	(20,831)
Net purchases of trading securities	(3,234)	(2,902)	(1,713)
Purchase of available-for-sale securities	(39,252)	(9,301)	(11,331)
Sale and maturity of available-for-sale securities	7,680	8,208	17,511
Net cash used in investing activities	<u>(51,157)</u>	<u>(16,808)</u>	<u>(16,364)</u>
<b>Cash Flows from Financing Activities:</b>			
Shares purchased and retired	(18,190)	(22,881)	(20,723)
Dividends paid in cash	<u>(18,407)</u>	<u>(18,130)</u>	<u>(17,825)</u>
Net cash used in financing activities	<u>(36,597)</u>	<u>(41,011)</u>	<u>(38,548)</u>



**EXHIBIT 7.7** (Continued)

For the year ended December 31	2011	2010	2009
Increase (decrease) in cash and cash equivalents	(37,364)	24,986	22,082
Cash and cash equivalents at beginning of year	<u>115,976</u>	<u>90,990</u>	<u>68,908</u>
Cash and cash equivalents at end of year	<u>\$78,612</u>	<u>\$115,976</u>	<u>\$90,990</u>
Supplemental cash flow information:			
Income taxes paid	\$16,906	\$ 20,586	\$22,364
Interest paid	\$ 38	\$ 49	\$ 182
Stock dividend issued	\$47,053	\$ 46,683	\$32,538

3. All the receipts that are not the result of transactions defined as investing or financing activities (e.g., amounts received to settle lawsuits or insurance settlements)

Cash outflows from operations include the following:

1. Cash payments to acquire materials for manufacture or goods for resale, and cash payments to reduce payables and notes to creditors
2. Cash payments to other suppliers and employees
3. Cash payments to governments for taxes, duties, fines, and fees or penalties
4. Cash payments to lenders and creditors for interest
5. All other payments that are not the result of transactions defined as investing or financing activities. Examples of such transactions are payments to settle lawsuits and cash contributions to charities

*SFAS No. 95* encouraged companies to report operating activities by reporting major classes of gross cash receipts, major classes of gross cash payments, and the difference between them: the net cash flow from operating activities. Reporting gross cash receipts and payments is termed the *direct method*, and it includes reporting the following classes of operating cash receipts and payments:

1. Cash collected from customers
2. Interest and dividends received
3. Other operating cash receipts
4. Cash paid to employees and other suppliers of goods and services
5. Interest paid
6. Income taxes paid
7. Other operating cash payments

One criticism of the computation of cash flows from operating activities is the treatment of dividends and interest received and interest paid. This treatment separates investment returns and interest payments from the sources of these activities, the purchase and sale of investments that are disclosed as investing activities, and the sale and retirement of debt that are disclosed as financing activities.

A company that chooses not to use the direct method for reporting operating cash-flow information must report the same amount of operating cash flow by adjusting net income to reconcile it with operating cash flow. This method of

reporting is termed the *indirect method*. The required adjustments include the effect of past deferrals of operating cash receipts and payments; accruals of expected operating cash receipts and payments; and the effect of items related to investing and financing activities such as depreciation, amortization of goodwill, and gains or losses on the sale of property, plant, and equipment.

A company that uses the direct method must reconcile net income to net cash flow from operating activities in a separate schedule. If the indirect method is used, the reconciliation is reported within the statement of cash flows. Consequently, it is sometimes referred to as the *reconciliation method*.

The operating sections of Hershey's and Tootsie Roll's fiscal 2011 statements of cash flows are prepared using the indirect method and disclose net cash provided of \$580,867,000 and \$50,390,000, respectively.

**Cash Flow from Investing Activities** Investing activities include making and collecting loans; acquiring and disposing of debt or equity securities of other companies; and acquiring and disposing of property, plant, and equipment as well as other productive resources. Examples of cash inflows from investing activities are as follows:

1. Receipts from the collection or sales of loans made to other entities
2. Receipts from the collection or sale of other companies' debt instruments
3. Receipts from the sales of other companies' equity instruments
4. Receipts from the sales of property, plant, and equipment and other productive assets

Examples of cash outflows from investing activities are as follows:

1. Disbursement for loans made by the enterprise to other entities
2. Payments to acquire other companies' debt instruments
3. Payments to acquire other companies' equity instruments
4. Payments to acquire property, plant, and equipment and other productive assets

The investing section of Hershey's fiscal 2011 statement of cash flows indicates that investing activities resulted in a net use of cash of \$333,005,000, and Tootsie Roll's statement disclosed net cash use of \$51,157,000.

**Cash Flows from Financing Activities** Financing activities result from obtaining resources from owners, providing owners with a return of and on their investment, borrowing money and repaying the amount borrowed, and obtaining and paying for other resources from long-term creditors. Cash inflows from financing activities include proceeds from issuing equity instruments and proceeds from issuing debt instruments or other short- or long-term borrowings. Cash outflows from financing activities include payments of dividends or other distributions to owners and repayments of amounts borrowed.

Although loans to or investments in other companies are classified as investing activities and repayments of amounts borrowed are classified as a financing activity, cash receipts from dividends and interest and cash payments for interest are classified as operating activities. The financing section of Hershey's fiscal 2011 statement of cash flows indicates net cash used from financing activities of \$438,818,000, and Tootsie Roll disclosed a net use of cash of \$36,597,000.

## Proposed Format of the Statement of Cash Flows

The proposed revisions to the statement of cash flows outlined in Phase B of the FASB–IASB Financial Statement Presentation Project (discussed in Chapter 2) are illustrated in Exhibit 7.8. The presentation suggested is an expanded

**EXHIBIT 7.8** *Statement of Cash Flows—Proposed*

For the year ended 31 December	2012	2011
<b>BUSINESS</b>		
<b>Operating</b>		
Cash received from wholesale customers	2,108,754	1,928,798
Cash received from retail customers	703,988	643,275
<i>Total cash collected from customers</i>	<i>2,812,742</i>	<i>2,572,073</i>
Cash paid for goods		
Materials purchases	(935,544)	(785,000)
Labor	(418,966)	(475,313)
Overhead—transport	(128,640)	(108,000)
Pension	(170,100)	(157,500)
Overhead—other	(32,160)	(27,000)
<i>Total cash paid for goods</i>	<i>(1,685,409)</i>	<i>(1,552,813)</i>
Cash paid for selling activities		
Advertising	(65,000)	(75,000)
Wages, salaries, and benefits	(58,655)	(55,453)
Other	(13,500)	(12,500)
<i>Total cash paid for selling activities</i>	<i>(137,155)</i>	<i>(142,953)</i>
Cash paid for general and administrative activities		
Wages, salaries, and benefits	(332,379)	(314,234)
Contributions to pension plan	(170,100)	(157,500)
Capital expenditures	(54,000)	(50,000)
Lease payments	(50,000)	—
Research and development	(8,478)	(7,850)
Settlement of share-based remuneration	(3,602)	(3,335)
Other	(12,960)	(12,000)
<i>Total cash paid for general and administrative activities</i>	<i>(631,519)</i>	<i>(544,919)</i>
<i>Cash flow before other operating activities</i>	<i>358,657</i>	<i>331,388</i>
Cash from other operating activities		
Disposal of property, plant, and equipment	37,650	—
Investment in associate A	—	(120,000)
Sale of receivable	8,000	10,000
Settlement of cash-flow hedge	3,402	3,150
<i>Total cash received (paid) for other operating activities</i>	<i>49,052</i>	<i>(106,850)</i>
<b>Net Cash from Operating Activities</b>	<b>407,709</b>	<b>224,538</b>
<b>Investing</b>		
Purchase of available-for-sale financial assets	—	(130,000)
Sale of available-for-sale financial assets	56,100	51,000
Dividends received	54,000	50,000
<b>Net Cash from Investing Activities</b>	<b>110,100</b>	<b>(29,000)</b>
<b>Net Cash from Business Activities</b>	<b>517,809</b>	<b>195,538</b>
<b>Financing</b>		
Interest received on cash	8,619	5,500

(Continued)

**EXHIBIT 7.8** (Continued)

For the year ended 31 December	2012	2011
<b>Total Cash from Financing Assets</b>	<b>8,619</b>	<b>5,500</b>
Proceeds from issue of short-term debt	162,000	150,000
Proceeds from issue of long-term debt	—	250,000
Interest paid	(83,514)	(82,688)
Dividends paid	<u>(86,400)</u>	<u>(80,000)</u>
<b>Total Cash from Financing Liabilities</b>	<b>(7,914)</b>	<b>237,312</b>
<b>Net Cash from Financing Activities</b>	<b>705</b>	<b>242,812</b>
<i>Change in cash from continuing operations before taxes and equity</i>	518,514	438,350
<b>Income Taxes</b>		
Cash taxes paid	<u>(281,221)</u>	<u>(193,786)</u>
<i>Change in cash before discontinued operations and equity</i>	237,293	244,564
<b>Discontinued Operations</b>		
Cash paid from discontinued operations	(12,582)	(11,650)
<b>Net Cash from Discontinued Operations</b>	<b><u>(12,582)</u></b>	<b><u>(11,650)</u></b>
<i>Change in cash before equity</i>	224,711	232,914
<b>Equity</b>		
Proceeds from reissue of treasury stock	<u>84,240</u>	<u>78,000</u>
<b>Net Cash from Equity</b>	<b>84,240</b>	<b>78,000</b>
Effect of foreign exchange rates on cash	<u>3,209</u>	<u>1,027</u>
<b>Change in Cash</b>	<b>312,161</b>	<b>311,941</b>
<b>Beginning Cash</b>	<b>861,941</b>	<b>550,000</b>
<b>Ending Cash</b>	<b><u>1,174,102</u></b>	<b><u>861,941</u></b>

Source: Adapted from "Preliminary Views on Financial Statement Presentation," FASB, October 2008.

version of the direct method with additional disclosures for each of the statement categories.

In proposing the requirement to use the direct method, the Boards noted that it is more consistent than the indirect method with the proposed objectives of presenting financial statements. The operating cash receipts and payments that an entity presents using a direct method are consistent with the cohesiveness objective.<sup>27</sup> Presenting cash receipt and cash payment line items in the operating category helps achieve the disaggregation objective, because that information can be of significant help to users in assessing the amount, timing, and uncertainty of an entity's future operating cash flows. Information about the relationships of operating cash receipts and payments is useful in assessing an entity's ability to generate sufficient cash from operations to pay debts, reinvest in operations, and make distributions to owners. Therefore, a direct method of presenting operating cash flows provides information that is consistent with the liquidity and financial flexibility objective.

27. See the earlier discussion on the objectives of financial statement presentation in Chapter 6.

The major deficiency of the indirect method is that it derives the net cash flow from operating activities without separately presenting any of the operating cash receipts and payments. For example, envision an income statement that begins with the change in shareholders' equity for the period and then reverses any changes in equity that did not affect profit or loss or net income such as dividends, issuance of shares, and repurchases of shares. That income statement format would arrive at the net income amount for the period, too, but the statement would not be useful.

The Boards received comments that the indirect method provides a helpful link between income from continuing operations, changes in some line items in the statement of financial position, and net operating cash flows. The boards propose to satisfy this criticism by requiring an entity to prepare a new schedule to be included in the notes to financial statements that reconciles cash flows to comprehensive income.

Under its current format, the statement of cash flows reports changes during an accounting period in cash and cash equivalents from operating, investing, or financing activities. The new proposed format will have the same sections and categories as the statement of financial position and the statement of comprehensive income. That is, an entity will present the statement of cash flows by providing a section titled "Business" with the categories "Operating" and "Investing," followed by sections titled "Financing," "Income Taxes," "Discontinued Operations," and "Equity."

The classification of cash flows into the operating, investing, and financing categories in the proposed presentation model is based on the classification of the related asset or liability. Therefore some differences can occur in how an entity classifies its cash flows using existing guidance from how it would classify its cash flows using the proposed format. For example, cash flows from investing in operating assets under current U.S. GAAP are classified as investing cash flows, whereas under the proposed format they would be classified as operating cash flows.

Because cash in the statement of financial position will no longer include cash equivalents, the Boards propose not including cash equivalents in the statement of cash flows. However, the Boards suggest permitting the net presentation of cash and cash equivalent flows for the following items:

1. Receipts and payments on behalf of customers if the cash and cash equivalent flows reflect the activities of the customer rather than those of the entity
2. Receipts and payments for items in which the turnover is quick, the amounts are large, and the maturities are short

As noted above, at their October 2010 joint meeting, the Boards acknowledged that they did not have the capacity currently to devote the time necessary to consider the information learned during outreach activities and modify their tentative decisions. Consequently, the Boards decided to not issue an Exposure Draft in the first quarter 2011 as originally planned. The Boards indicated that they will return to this project when they have the requisite capacity. No further action had been taken at the time this text was published.

## **Financial Analysis of Cash-Flow Information**

---

A major objective of accounting is to present data that allows investors and creditors to predict the amount of cash that will be distributed in the form of dividends and interest and to allow an evaluation of risk. Net income is the result of changes

in assets and liabilities: some current, and some noncurrent; consequently, net income cannot be equated with a change in cash. The statement of cash flows discloses the effects of earnings activities on cash resources, how assets were acquired, and how they were financed. The ability of an enterprise to generate cash from operations is an important indicator of its financial health and the degree of risk associated with investing in the firm.

The investors and creditors of a firm anticipate a return that is at least equal to the market rate of interest for investments with equal risk. Or, stated differently, investors expect to receive a discounted present value of future cash flows that is equal to or greater than their original investment. The past cash flows from a firm are the best available basis for forecasting future cash flows.

The FASB stressed the importance of cash flows to investors when it stated: “Financial reporting should provide information to help investors, creditors, and others assess the amounts, timing and uncertainty of prospective cash inflow to the related enterprise.”<sup>28</sup>

The ability to predict returns to investors and creditors is somewhat complex because management might decide to use cash in a variety of ways, and the uses of cash are interrelated. For example, available cash may be reinvested in assets or used to expand facilities and markets, retire debt and equity, or pay dividends. Accounting researchers are interested in determining the relationship between accounting information and decision making. Empirical research has indicated that cash-flow data have incremental information content over accrual earnings data and that cash-flow data are superior to changes in working capital information.<sup>29</sup> These findings support the FASB’s position on the disclosure of cash-flow data because they provide evidence that such information can result in better decisions. They also indicate that even given the uncertainties surrounding the alternative uses of available cash by firms, knowledge of past cash-flow information allows investors and creditors to make better predictions of future cash flows and assessments of risk.

One method of analyzing a company’s statement of cash flows is to determine the amount of annual financing needed to sustain annual activities, which it termed *free cash flow*. This metric is useful in gauging a company’s cash flow beyond that necessary to grow at the current rate. That is, a company must make capital expenditures to exist and to grow, and free cash considers these expenditures; consequently, the theoretically correct formula for calculating free cash flow is

$$\text{Cash flow from operations} - \text{Capital expenditures necessary to maintain current growth.}$$

Unfortunately, the amount of capital expenditures necessary to maintain current growth cannot be determined from a review of a company’s financial statements. Therefore, an estimation of this amount is developed by using the company’s current period capital expenditures, and the revised formula is

$$\text{Cash flow from operations} - \text{Current period capital expenditures}$$

28. Financial Accounting Standards Board. *Statement of Financial Accounting Concepts No. 1*, “Objectives of Financial Reporting by Business Enterprises.” (New York: FASB, 1978), para. 37.

29. Robert M. Bowen, David Burgstahler, and Lane A. Daley, “The Incremental Information Content of Accruals versus Cash Flows,” *The Accounting Review* (October 1987), 723–747.

The resulting amount is a measure of a company's financial flexibility in that it represents the company's ability to take advantage of investment opportunities beyond the current level of planned investments. A positive free cash-flow amount is often a precursor to increased earnings. A negative amount indicates that the company found or will find it necessary to acquire funds from external financing sources to maintain operations or to grow.

Hershey's free cash flows for 2011 and 2010 are calculated as  $\$580,867,000 - 323,961,000 = \$256,906,000$  and  $\$901,423,000 - 179,538,000 = \$721,885,000$ . Tootsie Roll's free cash flows for 2011 and 2010 are calculated  $\$50,390,000 - 16,351,000 = \$34,039,000$  and  $\$82,805,000 - 12,813,000 = \$69,492,000$ . These results indicate that Hershey had a positive free cash-flow position in both 2011 and 2010, although it deteriorated substantially from 2010 to 2011. Tootsie Roll's free cash position was negative in both years and also deteriorated from 2011 to 2010.

## International Accounting Standards

---

The International Accounting Standards Board (IASB) has

1. Discussed the Statement of Financial Position and the various measurement bases used in financial statements and has defined assets, liabilities, and equity in its "Framework for the Preparation and Presentation of Financial Statements"
2. Discussed the information to be disclosed on the balance sheet and statement of cash flows in its revised *IAS No. 1*, "Presentation of Financial Statements"
3. Discussed the presentation of the statement of cash flows in *IAS No. 7*, "Statement of Cash Flows"
4. Discussed the presentation of fair value measurements in *IFRS No. 13*, "Fair Value Measurement"

In discussing the statement of financial position in "Preparation and Presentation of Financial Statements," the IASB indicated that economic decisions made by users of financial statements require an evaluation of an enterprise's ability to generate cash. Consequently, the financial position of an enterprise is affected by the economic resources it controls, its financial structure, its liquidity and solvency, and its capacity to adapt to changes in the environment in which it operates. Information about the economic resources controlled by the enterprise and its capacity in the past to modify these resources is useful in predicting the ability of the enterprise to generate cash in the future.<sup>30</sup> The measurement bases used in the elements of financial statements included historical cost, current cost, realizable (settlement) value, and present value. The IASB also indicated that the most commonly used measurement basis is historical cost. The definitions of assets, liabilities, and equity are similar to those contained in *SFAC No. 6* and embody the concepts of resources, present obligations, and residual interest, respectively.

The IASB's overall considerations for preparing the financial statement contained in *IAS No. 1*, "Presentation of Financial Statements," were discussed in Chapter 3. The recommended disclosures for the balance sheet are similar to

30. "Preparation and Presentation of Financial Statements," International Accounting Standards Committee, paras. 15–16.

those required under U.S. GAAP with some minor exceptions. Originally, the IASC took the position that each enterprise could determine, based on the nature of its operations, whether or not to present current assets and current liabilities as separate classifications, and it did not require that assets and liabilities be presented in order of their liquidity. The revised *IAS No. 1* requires assets to be classified as current and noncurrent unless a liquidity presentation provides more relevant and reliable information and recognizes that the differences in the nature and function of assets, liabilities, and equity are so fundamental that they should be presented on the face of the balance sheet. The new standard also requires the following categories to be disclosed:

- Property, plant, and equipment
- Investment property
- Intangible assets
- Financial assets
- Equity method investments
- Biological assets
- Receivables inventories
- Cash and cash equivalents
- Trade and other payables
- Financial liabilities provisions
- Liabilities and assets for current tax
- Deferred tax liabilities and assets
- Equity capital and reserves
- Minority interest
- Issued capital and reserves attributable to equity holders of the parent

Additional line items are to be presented based on materiality and the nature and function of each item. Monetary and nonmonetary items are to be presented separately, as well as operating and financial items and balances with other affiliated enterprises. As noted in Chapter 3, the adoption of the proposed FASB IASC standard on financial statement presentation will significantly change the presentation format of the balance sheet.

In *IAS No. 7, "Cash Flow Statements,"* the IASB outlined the required disclosures and presentation format for the statement of cash flows. As with U.S. GAAP, the statement reports cash flows from operating, investing, and financing activities. In addition, cash flows from operating activities may be reported by using either the direct or indirect method, but the IASB stated a preference for the direct method. Cash flows from extraordinary items are required to be disclosed separately as operating, investing, or financing activities under *IAS No. 7*. Also, the aggregate cash flow arising from the acquisition or disposal of subsidiaries is required to be presented separately and disclosed as an investing activity under the provisions of *IAS No. 7*. Adoption of the proposed FASB IASC standard on financial statement presentation will also significantly change the presentation format of the statement of cash flows.

*IFRS No. 13, "Fair Value Measurement,"* applies to IFRSs that require or permit fair value measurements or disclosures. It provides a single IFRS framework for measuring fair value and requires disclosures about fair value measurements.



The Standard defines fair value on the basis as an exit price concept and outlines a fair value hierarchy that results in a market-based measurement. It was issued to reduce complexity and improve consistency when measuring fair value. *IFRS No. 13* achieves convergence with U. S. GAAP. Specifically, it

- Defines fair value
- Establishes a framework for measuring fair value
- Requires disclosures about fair value measurements

*IFRS No. 13* applies when another IFRS requires or permits fair value measurements or disclosures about fair value measurements except for

- Share-based payment transactions within the scope of *IFRS No. 2*, “Share-Based Payment”
- Leasing transactions within the scope of *IAS No. 17*, “Leases”
- Measurements that have some similarities to fair value but that are not fair value, such as net realizable value in *IAS No. 2*, “Inventories,” or value in use in *IAS No. 36*, “Impairment of Assets”

The fair value hierarchy outlined in *IFRS No. 13* attempts to provide consistency and comparability in fair value measurements and the related disclosures. The hierarchy categorizes the inputs used in valuation techniques into three levels. The hierarchy gives the highest priority to (unadjusted) quoted prices in active markets for identical assets or liabilities and the lowest priority to unobservable inputs. If the inputs used to measure fair value are categorized into different levels of the fair value hierarchy, the fair value measurement is categorized in its entirety in the level of the lowest-level input that is significant to the entire measurement (based on the application of judgment). The defined hierarchical levels are Levels 1, 2, and 3.

*Level 1 inputs* are quoted prices in active markets for identical assets or liabilities that the entity can access at the measurement date. A quoted market price in an active market provides the most reliable evidence of fair value and is used without adjustment to measure fair value whenever available, with limited exceptions. If an entity holds a position in a single asset or liability and the asset or liability is traded in an active market, the fair value of the asset or liability is measured within Level 1 as the product of the quoted price for the individual asset or liability and the quantity held by the entity, even if the market’s normal daily trading volume is not sufficient to absorb the quantity held, and placing orders to sell the position in a single transaction might affect the quoted price.

*Level 2 inputs* are inputs other than quoted market prices included within Level 1 that are observable for the asset or liability, either directly or indirectly. Level 2 inputs include

- Quoted prices for similar assets or liabilities in active markets
- Quoted prices for identical or similar assets or liabilities in markets that are not active
- Inputs other than quoted prices that are observable for the asset or liability, for example
  - Interest rates and yield curves observable at commonly quoted intervals
  - Implied volatilities

- Credit spreads
- Inputs that are derived principally from or corroborated by observable market data by correlation or other means

*Level 3 inputs* are unobservable inputs for the asset or liability. Unobservable inputs are used to measure fair value to the extent that relevant observable inputs are not available, thereby allowing for situations in which there is little, if any, market activity for the asset or liability at the measurement date. An entity develops unobservable inputs using the best information available in the circumstances, which might include the entity's own data, taking into account all information about market participant assumptions that is reasonably available.

The objective of a fair value measurement is to estimate the price at which an orderly transaction to sell the asset or to transfer the liability would take place between market participants at the measurement date under current market conditions. A fair value measurement requires an entity to determine all of the following:

- The particular asset or liability that is the subject of the measurement (consistently with its unit of account)
- For a nonfinancial asset, the valuation premise that is appropriate for the measurement (consistently with its highest and best use)
- The principal (or most advantageous) market for the asset or liability
- The valuation technique(s) appropriate for the measurement, considering the availability of data with which to develop inputs that represent the assumptions that market participants would use when pricing the asset or liability and the level of the fair value hierarchy within which the inputs are categorized

*IFRS No. 13* provides the guidance on the measurement of fair value, including the following:

- An entity takes into account the characteristics of the asset or liability being measured that a market participant would take into account when pricing the asset or liability at measurement date (e.g., the condition and location of the asset and any restrictions on the sale and use of the asset).
- Fair value measurement assumes an orderly transaction between market participants at the measurement date under current market conditions.
- Fair value measurement assumes a transaction taking place in the principal market for the asset or liability or, in the absence of a principal market, the most advantageous market for the asset or liability.
- A fair value measurement of a nonfinancial asset takes into account its highest and best use.
- A fair value measurement of a financial or nonfinancial liability or an entity's own equity instruments assumes it is transferred to a market participant at the measurement date, without settlement, extinguishment, or cancellation at the measurement date.
- The fair value of a liability reflects nonperformance risk (the risk the entity will not fulfill an obligation), including an entity's own credit risk and assuming the same nonperformance risk before and after the transfer of the liability.

- An optional exception applies for certain financial assets and financial liabilities with offsetting positions in market risks or counterparty credit risk, provided conditions are met (additional disclosure is required).

An entity uses valuation techniques appropriate in the circumstances and for which sufficient data are available to measure fair value, maximizing the use of relevant observable inputs and minimizing the use of unobservable inputs. The objective of using a valuation technique is to estimate the price at which an orderly transaction to sell the asset or to transfer the liability would take place between market participants and the measurement date under current market conditions. Three widely used valuation techniques are

- *Market approach*: Uses prices and other relevant information generated by market transactions involving identical or comparable (similar) assets, liabilities, or a group of assets and liabilities (e.g., a business)
- *Cost approach*: Reflects the amount that would be required currently to replace the service capacity of an asset (current replacement cost)
- *Income approach*: Converts future amounts (cash flows or income and expenses) to a single current (discounted) amount, reflecting current market expectations about those future amounts.

In some cases, a single valuation technique is appropriate, whereas in others multiple valuation techniques are appropriate.

*IFRS No. 13* requires an entity to disclose information that helps users of its financial statements assess both of the following:

- For assets and liabilities that are measured at fair value on a recurring or nonrecurring basis in the statement of financial position after initial recognition, the valuation techniques and inputs used to develop those measurements
- For fair value measurements using significant unobservable inputs (Level 3), the effect of the measurements on profit or loss or other comprehensive income for the period

Where disclosures are required to be provided for each class of asset or liability, an entity determines appropriate classes on the basis of the nature, characteristics, and risks of the asset or liability and the level of the fair value hierarchy within which the fair value measurement is categorized. Determining appropriate classes of assets and liabilities for which disclosures about fair value measurements should be provided requires judgment. A class of assets and liabilities often requires greater disaggregation than the line items presented in the statement of financial position. The number of classes might need to be greater for fair value measurements categorized within Level 3.

Some disclosures are differentiated on whether the measurements are

- *Recurring fair value measurements* are fair value measurements required or permitted by other IFRSs to be recognized in the statement of financial position at the end of each reporting period.
- *Nonrecurring fair value measurements* are fair value measurements that are required or permitted by other IFRSs to be measured in the statement of financial position in particular circumstances.

To meet the disclosure objective, the following minimum disclosures are required for each class of assets and liabilities measured at fair value in the statement of financial position after initial recognition:

- The fair value measurement at the end of the reporting period
- For nonrecurring fair value measurements, the reasons for the measurement
- The level of the fair value hierarchy within which the fair value measurements are categorized in their entirety (Level 1, 2 or 3)
- For assets and liabilities held at the reporting date that are measured at fair value on a recurring basis, the amounts of any transfers between Level 1 and Level 2 of the fair value hierarchy, the reasons for those transfers, and the entity's policy for determining when transfers between levels are deemed to have occurred, separately disclosing and discussing transfers into and out of each level
- For fair value measurements categorized within Level 2 and Level 3 of the fair value hierarchy, a description of the valuation technique(s) and the inputs used in the fair value measurement, any change in the valuation techniques, and the reason(s) for making such change (with some exceptions) for fair value measurements categorized within Level 3 of the fair value hierarchy, quantitative information about the significant unobservable inputs used in the fair value measurement (with some exceptions)
- For recurring fair value measurements categorized within Level 3 of the fair value hierarchy, a reconciliation from the opening balances to the closing balances, separately disclosing changes during the period attributable to the following:
  - Total gains or losses for the period recognized in profit or loss, and the line item(s) in profit or loss in which those gains or losses are recognized, separately disclosing the amount included in profit or loss that is attributable to the change in unrealized gains or losses relating to those assets and liabilities held at the end of the reporting period and the line item(s) in profit or loss in which those unrealized gains or losses are recognized
  - Total gains or losses for the period recognized in other comprehensive income, and the line item(s) in other comprehensive income in which those gains or losses are recognized
  - Purchases, sales, issues, and settlements (each of those types of changes disclosed separately)
  - The amounts of any transfers into or out of Level 3 of the fair value hierarchy, the reasons for those transfers, and the entity's policy for determining when transfers between levels are deemed to have occurred; transfers into Level 3 shall be disclosed and discussed separately from transfers out of Level 3
- For fair value measurements categorized within Level 3 of the fair value hierarchy, a description of the valuation processes used by the entity
- For recurring fair value measurements categorized within Level 3 of the fair value hierarchy:
  - A narrative description of the sensitivity of the fair value measurement to changes in unobservable inputs if a change in those inputs to a different amount might result in a significantly higher or lower fair

value measurement. If there are interrelationships between those inputs and other unobservable inputs used in the fair value measurement, the entity also provides a description of those interrelationships and of how they might magnify or mitigate the effect of changes in the unobservable inputs on the fair value measurement

- For financial assets and financial liabilities, if changing one or more of the unobservable inputs to reflect reasonably possible alternative assumptions would change fair value significantly, an entity shall state that fact and disclose the effect of those changes. The entity shall disclose how the effect of a change to reflect a reasonably possible alternative assumption was calculated.
- If the highest and best use of a nonfinancial asset differs from its current use, an entity shall disclose that fact and why the nonfinancial asset is being used in a manner that differs from its highest and best use.

---

## Cases

---

### • Case 7-1 Alternative Financial Statement Treatments

The following financial statement was prepared by employees of your client, Linus Construction Company.

*Linus Construction Company Statement of Financial Position December 31, 2014*

---

#### Current Assets:

Cash		\$ 182,200	
Accounts receivable (less allowance of \$14,000 for doubtful accounts)		220,700	
Materials, supplies, labor, and overhead charged to construction		2,026,000	
Materials and supplies not charged to construction		288,000	
Deposits made to secure performance of contracts		360,000	\$3,076,900

#### Less Current Liabilities:

Accounts payable to subcontractors		\$ 141,100	
Payable for materials and supplies		65,300	
Accrued payroll		8,260	
Accrued interest on mortgage note		12,000	
Estimated taxes payable		66,000	292,660

Net working capital \$2,784,240

#### Property, Plant, and Equipment (at cost):

	Cost	Depreciation	Value
Land and equipment	\$ 983,300	\$310,000	\$ 673,300
Machinery and equipment	905,000	338,000	567,000
Payments made on leased equipment	230,799	230,699	1
	<u>\$2,119,000</u>	<u>\$878,699</u>	<u>\$1,240,301</u>

#### Deferred Charges:

Prepaid taxes and other expenses		11,700	1
Points charged on mortgage note		10,800	1,262,801

<b>Total net working capital and noncurrent assets</b>		\$4,047,041
<b>Less Deferred Liabilities:</b>		
Mortgage note payable	300,000	
Unearned revenue on work in progress	<u>1,898,000</u>	<u>2,198,000</u>
Total net assets		<u>\$1,844,041</u>
<b>Stockholders' Equity:</b>		
6% preferred stock at par value	\$400,000	
Common stock at par value	800,000	
Paid-in surplus	210,000	
Retained earnings	483,641	
Treasury stock at cost (370) shares)	<u>(44,000)</u>	
Total stockholders' equity		<u>\$1,849,041</u>

The statement is not accompanied by footnotes, but you have discovered the following:

- The average completion period for the company's jobs is 18 months. The company's method of journalizing contract transactions is summarized in the following pro forma entries.
- Linus both owns and leases equipment used on construction jobs. Typically, its equipment lease contracts provide that Linus may return the equipment upon completion of a job or may apply all rentals in full toward purchase of the equipment. About 70 percent of lease rental payments made in the past have been applied to the purchase of equipment. While leased equipment is in use, rents are charged to the account *payments made on leased equipment* (except for \$1 balance) and to jobs on which the equipment has been used. In the event of purchase, the balance in the *payments made on leased equipment* account is transferred to the *machinery and equipment* account, and the depreciation and other related accounts are corrected.
- Management is unable to develop dependable estimates of costs to complete contracts in progress.

*Required:*

- Identify the weaknesses in the financial statement.
- For each item identified in part (a), indicate the preferable treatment and explain why the treatment is preferable.

### • Case 7-2 The Use of Current Value

The argument among accountants and financial statement users over the proper valuation procedures for assets and liabilities resulted in the release of *SFAS No. 115* (see FASB ASC 320-19). The statement requires current-value disclosures for all investments in debt securities and for investments in equity securities that have readily determinable fair values and for which the investor does not have significant influence. The chairman of the Securities and Exchange Commission termed historical cost valuations "once-upon-a-time accounting." Historical cost accounting also has been criticized as contributing to the savings and loan crisis of the 1980s. During that period, these financial institutions continued to value assets at historical cost when they were billions of dollars overvalued. Critics of current-value accounting

point out that objective market values for many assets are not available, current values cannot be used for tax purposes, using current values can cause earnings volatility, and management could use current value to “manage earnings.”

*Required:*

- a. Determine how current values might be determined for investments, land, buildings, equipment, patents, copyrights, trademarks, and franchises.
- b. How might the use of current values in the accounting records cause earnings volatility?
- c. Discuss how management might manage earnings using current cost data.
- d. How do the requirements originally established by *SFAS No. 157* affect the use of fair value measurement in financial statements?

### • Case 7-3 Analysis of a Statement of Cash Flows

Obtain a copy of a large corporation’s annual report and refer to the statement of cash flows.

*Required:*

- a. Did the company use the direct method or the indirect method of disclosing cash flows?
- b. Comment on the relationship between cash flows from operations and net income for the year of the statement and the previous year.
- c. What were the most significant sources of cash from operating activities during the period covered by the statement? What percentage of total cash inflows do these sources represent? Answer the same question for the previous period.
- d. Was the cash from operations more than or less than dividends during the period covered by the statement and the previous period?
- e. What were the firm’s major investing activities during the period covered by the statement and the previous period? Were cash flows from operations more or less than cash flows from investing activities for the company in question?
- f. What were the most significant cash flows from financing activities during the year of the statement and the previous year?
- g. Review the management discussion and analysis sections of the financial statements to determine if any additional information is available concerning the company’s investment or financing strategy.

### • Case 7-4 Measurement Techniques

The measurement of assets and liabilities on the balance sheet is often a secondary goal to income determination. As a result, various measurement techniques are used to disclose assets and liabilities.

*Required:*

Discuss the various measurement techniques used on the balance sheet to disclose assets and liabilities.

### • Case 7-5 The Statement of Cash Flows

Presenting information on cash flows has become an important part of financial reporting.

*Required:*

- a. What goals are attempted to be accomplished by the presentation of cash-flow information to investors?
- b. Discuss the following terms as they relate to the presentation of cash-flow information:
  - i. Liquidity
  - ii. Solvency
  - iii. Financial flexibility

### • Case 7-6 The Usefulness of the Balance Sheet

The recent emphasis on capital maintenance concepts of income as seen in the FASB's support for "comprehensive income" implies that balance sheet measurement should determine measures of income. That is, accrual accounting is to focus on measurements in the balance sheet, and because financial statements are articulated, measurements in the income statement are residual in nature.

*Required:*

- a. Do you think this focus implies that the balance sheet is more important than the income statement? Explain.
- b. How is the balance sheet useful to investors? Discuss.
- c. What is meant by the phrase "financial statements are articulated"?
- d. Which measurements currently reported in balance sheets are consistent with the physical capital maintenance concept? Give examples.
- e. Which measurements currently reported in balance sheets are not consistent with the physical capital maintenance concept? Give examples.

### • Case 7-7 Alternative Treatments of Items of the Statement of Cash Flows

The statement of cash flows is intended to provide information about the investing, financing, and operating activities of an enterprise during an accounting period. In a statement of cash flows, cash inflows and outflows for interest expense, interest revenue, and dividend revenue and payments to the government are considered operating activities.

*Required:*

- a. Do you believe that cash inflows and outflows associated with nonoperating items, such as interest expense, interest revenue, and dividend revenue, should be separated from operating cash flows? Explain.
- b. Do you believe that the cash flows from investing activities should include not only the return *of* investment but also the return *on* investment—that is, the interest and dividend revenue? Explain.



- c. Do you believe that the cash flows from the sale of an investment should also include the tax effect of the sale? Explain. Do you believe that cash flows from sales of investments should be net of their tax effects, or do you believe that the tax effect should remain an operating activity because it is a part of “payments to the government”? Explain.

- **Case 7-8 Evolution of the Statement of Cash Flows**

*SFAS No. 95* (see FASB ASC 230) requires companies to prepare a statement of cash flows.

*Required:*

Describe how the FASB’s Conceptual Framework eventually led to the requirement that companies issue statements of cash flows.

## **FASB ASC Research**

---

For each of the following FASB ASC research cases, search the FASB ASC database for information to address the issues. Cut and paste the FASB paragraphs that support your responses. Then summarize briefly what your responses are, citing the pronouncements and paragraphs used to support your responses.

- **FASB ASC 7-1 Classification of Savings Accounts by Credit Unions**

If you have a savings account, it is an asset. In the past, some credit unions reported savings accounts (often called member share accounts) as equity and others reported them as liabilities. Search the FASB ASC database to see whether the Emerging Issues Task Force (EITF) has responded to this issue, and if so, what their conclusion is. Cut and paste what you find, and write in your own words a summary of what it means.

- **FASB ASC 7-2 Statement of Cash Flows**

Several FASB pronouncements and the EITF addressed the presentation of the statement of cash flows. Identify the pronouncements that addressed the preparation of the statement of cash flows, and summarize your findings.

- **FASB ASC 7-3 Historical Cost**

Historical cost has been the most commonly used measurement attribute for assets. Find the places in the FASB ASC that cite historical cost.

- **FASB ASC 7-4 Current Cost**

The concept of current cost is discussed in the FASB ASC. Find three references to current cost in the FASB ASC. Cite and copy these references.

- **FASB ASC 7-5 Fair Value**

Find the discussion of *SFAS No. 157* in the FASB ASC. Summarize what you find.

- **FASB ASC 7-6 Statement of Cash Flows**

Search the FASB ASC to find the discussion of the statement of cash flows.

1. What is the stated objective of the statement?
2. How should the information provided help investors and others?

- **FASB ASC 7-7 Current Cost Development Stage Enterprises**

The FASB ASC contains guidance on development stage enterprises. Search the FASB ASC for answers to the following questions:

1. How is a development stage enterprise defined?
2. What types of financial statements are to be presented by development stage enterprises?
3. What additional information should be presented?

## Room for Debate

---

- **Debate 7-1 Usefulness of the Statement of Cash Flows versus the Income Statement**

According to *SFAC No. 1*, financial statements should provide information that is useful for investors' decision making. Paragraph 37 of *SFAC No. 1* states that financial reporting should provide information to help users assess the amounts, timing, and uncertainty of prospective cash flows. Paragraph 43 of *SFAC No. 1* states that the primary focus of financial reporting is providing information about an enterprise's performance based on measures of earnings and earnings components.

*Team Debate:*

- Team 1: Present arguments that the statement of cash flows, not the income statement, is the most important financial statement to prospective investors.
- Team 2: Present arguments that the income statement, not the statement of cash flows, is the most important financial statement to prospective investors.

- **Debate 7-2 Use of Fair Value Information**

Recent pronouncements of the FASB indicate that the FASB is moving away from historical cost accounting toward the use of current, or fair, value. In your debate on this issue, support your position with references to the conceptual framework and to concepts of capital maintenance where appropriate.

*Team Debate:*

- Team 1: Present arguments that historical cost is more relevant than current value.
- Team 2: Present arguments that current value is more relevant than historical cost.

## CHAPTER 8

---

# Working Capital

---

A company's *working capital* is the net short-term investment needed to carry on day-to-day activities. The measurement and disclosure of working capital on financial statements has been considered an appropriate accounting function for decades, and so the usefulness of this concept for financial analysis is accepted almost without question. This is not to say that the concept does not present some serious problems, namely (1) inconsistencies in the measurements of the various components of working capital, (2) differences of opinion over what should be included as the elements of working capital, and (3) a lack of precision in the meaning of certain key terms involved in defining the elements of working capital, such as *liquidity* and *current*. This chapter examines the foundation of the working capital concept, reviews the concept and its components as currently understood, illustrates how the adequacy of a company's working capital position can be evaluated, and discusses how the concept might be modified to add to its usefulness.

### **Development of the Working Capital Concept**

---

The concept of working capital originated with the distinction between fixed and circulating capital at the beginning of the twentieth century. As noted in Chapter 1, at that time accounting was in its adolescent stage, and such concepts as asset, liability, income, and expense were not clearly understood.<sup>1</sup> The impetus for the

1. For a complete documentation of the history of the working capital concept, see William Huizingh, *Working Capital Classification* (Ann Arbor: Bureau of Business Research, Graduate School of Business Administration, University of Michigan, 1967).

definitions of fixed and circulating capital came from court decisions on the legality of dividends in Great Britain. As first defined, *fixed capital* was money expended that was sunk once and for all, and *circulating capital* was defined as items of stock in trade, which are parted with and replaced by similar items in the ordinary course of business.

These definitions were not readily accepted by members of the accounting profession, some of whom feared that the general public would misinterpret the distinction. Soon thereafter, British and American accountants began to examine the valuation bases of various assets and gave increased attention to a method of accounting termed the *double-account system*. This system divided the balance sheet horizontally into two sections. The upper portion contained all the long-lived assets, the capital, the debt, and a balancing figure that represented the difference between capital and long-term liabilities and long-lived assets. The lower section contained all other assets, current liabilities, and the balancing figure from the top section.

During this same period, the notion of *liquidity* was becoming established as a basis for classifying assets on the financial statements. Liquidity classification schemes were intended to report on the short-run solvency of the enterprise; however, criticisms arose suggesting that such schemes conflicted with the going concern concept. Nevertheless, the liquidity concept continued to gain acceptance among accountants and financial statement users and was included by Paton when he wrote about the distinction between fixed and current assets.<sup>2</sup> Paton noted that length of life, rate of use, and method of consumption were important factors in distinguishing between fixed and current assets. He elaborated on these factors as follows: A fixed asset remains in the enterprise two or more periods, whereas current assets are used more rapidly; fixed assets may be charged to expense over many periods, whereas current assets are used more quickly; and fixed assets are used entirely to furnish a series of similar services, whereas current assets are consumed.<sup>3</sup>

During the first three decades of the twentieth century, most users in the United States viewed the balance sheet as the principal financial statement. During this period, financial statements were prepared on the basis of their usefulness to creditors, and investors were left to make their decisions on whatever basis they felt was applicable. In 1936 the AICPA attempted to modify this viewpoint by acknowledging the different viewpoints of the creditor and investor:

As a rule a creditor is more particularly interested in the liquidity of a business enterprise and the nature and adequacy of its working capital; hence the details of the current assets and current liabilities are to him of relatively more importance than details of long-term assets and liabilities. He also has a real interest in the earnings, because the ability to repay a loan may be dependent upon the profits of the enterprise. From an investor's point of view, it is generally recognized that earning capacity is of vital importance and that the income account is at least as important as the balance sheet.<sup>4</sup>

2. William A. Paton, *Accounting Theory* (New York: Ronald Press, 1922).

3. *Ibid.*, 215–216.

4. *Examination of Financial Statements by Independent Public Accountants* (New York: AICPA, 1936), 4.

By the 1940s, the concept of working capital as a basis for determining liquidity had become well established, even though there was some disagreement as to its exact meaning. The confusion centered on how to identify current assets and whether the classification should be based on those items that *will be* converted into cash in the short run or those that *could be* converted into cash. At this time, the one-year rule as the basis for classifying assets as current or noncurrent was fairly well established. But Anson Herrick, who was an active member of the AICPA, began to point out some of the fallacies of the one-year rule.

Herrick focused on the differences in preparing statements for credit and investment purposes and noted some inconsistencies in the then-current practice, such as including inventories under the current classification when their turnover might take more than a year while excluding trade receivables due more than a year after the balance sheet date.<sup>5</sup> His thoughts are summarized in the following statement:

It is not logical to adopt a practice which may result in substantial difference between the reported amount of net current assets . . . and the amount which would be shown if the statement were to be prepared a few days earlier or later.<sup>6</sup>

In lieu of the one-year rule, Herrick proposed the *operating cycle* as the basis for classifying assets as current. This distinction was based on the contrast of the assets' economic substance as either *fixed* or *circulating* capital.<sup>7</sup>

In 1947, while Herrick was a committee member, the Committee on Accounting Procedure issued *Accounting Research Bulletin (ARB) No. 30*. This release defined current assets as "cash or other resources commonly identified as those which are reasonably expected to be realized in cash or sold or consumed during the normal operating cycle of the business." Current liabilities were defined as "debts or obligations, the liquidation or payment of which is reasonably expected to require the use of existing resources properly classifiable as current assets or the creation of other current liabilities."<sup>8</sup> The operating cycle was then defined as "the average time intervening between the acquisition of materials or services . . . and the final cash realization." The committee also established one year as the basis for classification when the operating cycle was shorter than one year.<sup>9</sup> Although this distinction was slightly modified by *ARB No. 43*, it has stood essentially intact and was recently reaffirmed in *No. 115* (see FASB ASC 330), as discussed later in the chapter.

## Current Usage

---

The working capital concept provides useful information by giving an indication of an entity's liquidity and the degree of protection given to short-term creditors. Specifically, the presentation of working capital can be said to add to the flow of

5. Anson Herrick, "Current Assets and Current Liabilities," *Journal of Accountancy* (January 1944): 48–55.

6. *Ibid.*, 49.

7. *Ibid.*, 50.

8. *Accounting Research Bulletin* No. 30, 248–249.

9. *Ibid.*, 247, 249.

information to financial statement users by (1) indicating the amount of margin or buffer available to meet current obligations, (2) presenting the flow of current assets and current liabilities from past periods, and (3) presenting information on which to base predictions of future inflows and outflows. In the following sections, we examine the measurement of the items included under working capital.

## **Components of Working Capital**

---

The *ARB No. 43* definitions of current assets and current liabilities (see FASB ASC 210-10-45) include examples of each classification as follows:

### **Current Assets**

1. Cash available for current operations and items that are the equivalent of cash
2. Inventories of merchandise, raw materials, goods in process, finished goods, operating supplies, and ordinary maintenance materials and parts
3. Trade accounts, notes, and acceptances receivable
4. Receivables from officers, employees, affiliates, and others if collectible in the ordinary course of business within a year
5. Installment or deferred accounts and notes receivable if they conform generally to normal trade practices and terms within the business
6. Marketable securities representing the investment of cash available for current operations
7. Prepaid expenses, such as insurance, interest, rents, taxes, unused royalties, current paid advertising service not yet received, and operating supplies

### **Current Liabilities**

1. Obligations for items that have entered into the operating cycle, such as payables incurred in the acquisition of materials and supplies to be used in producing goods or in providing services to be offered for sale
2. Collections received in advance of the delivery of goods or performance of services
3. Debts that arise from operations directly related to the operating cycle, such as accruals for wages, salaries and commission, rentals, royalties, and income and other taxes
4. Other liabilities whose regular and ordinary liquidation is expected to occur within a relatively short time, usually 12 months, are also intended for inclusion, such as short-term debts arising from the acquisition of capital assets, serial maturities of long-term obligations, amounts required to be expended within one year under sinking fund provisions, and agency obligations arising from the collection or acceptance of cash or other assets for the account of third persons

These items will now be examined in more detail.

## **Current Assets**

### **Cash**

The accurate measurement of cash is important not only because cash represents the amount of resources available to meet emergency situations but also because

most accounting measurements are based on actual or expected cash inflows and outflows. The ability to project future cash flows is essential to investors, creditors, and management to enable these groups to determine (1) the availability of cash to meet maturing obligations, (2) the availability of cash to pay dividends, and (3) the amount of idle cash that can safely be invested for future use. Measuring cash normally includes counting not only the cash on hand and in banks, but also formal negotiable paper, such as personal checks, cashier's checks, and bank drafts.

The amount of cash disclosed as a current asset must be available for current use and is not subject to any restrictions. For example, sinking fund cash should not be reported as a current asset, because it is intended to be used to purchase long-term investments or to repay long-term debt.

It has also become commonplace for banks to require a portion of amounts borrowed to remain on deposit during the period of the loan. These deposits are called *compensating balances*. This type of agreement has two main effects: it reduces the amount of cash available for current use, and it increases the effective interest rate on the loan. In 1973, the SEC issued *Accounting Series Release (ASR) No. 148*, which recommended that compensating balances against short-term loans be shown separately in the current assets section of the balance sheet. Compensating balances on long-term loans may be classified as either investments or other assets.<sup>10</sup>

### Cash Equivalents

Firms often invest cash in excess of immediate needs in short-term, highly liquid investments. Whether cash is on hand, on deposit, or invested in a short-term investment that is readily convertible to cash is irrelevant to financial statement users' assessments of liquidity and future cash flows. The investment of idle funds in cash equivalents to earn interest is a part of the firm's cash-management policy. This policy is in contrast to investing capital in the hope of benefiting from favorable price changes that might result from changes in interest rates or other factors. To distinguish between cash management and investment policies, *SFAS No. 95* (see FASB ASC 230-10-20) defines a cash equivalent as a short-term investment that satisfies the following two criteria: it is readily convertible into a known amount of cash and it is sufficiently close to its maturity date so that its market value is relatively insensitive to interest rate changes.

Generally, only investments purchased within three months of their maturity value will satisfy these criteria. Examples of cash equivalents are short-term investments in U.S. Treasury bills, commercial paper, and money market funds. The purchase and sale of these investments are viewed as part of the firm's cash-management activities rather than part of its operating, financing, and investing activities. In addition, the FASB noted that different types of firms in different industries might pursue different cash-management and investing strategies. Consequently, each firm must disclose its policy for treating items as cash equivalents, and any change in that policy must be treated as

10. "Amendments to Regulation S-X and Related Interpretations and Guidelines Regarding the Disclosure of Compensating Balances and Short-Term Borrowing Agreements," *Accounting Series Release No. 148* (Washington, DC: SEC, November 13, 1973).

a change in accounting principle that requires the restatement of prior years' financial statements.

### Temporary Investments

In the event that the cash and cash equivalent balances are larger than necessary to provide for current operations, it is advisable to invest idle funds until they are needed. Investments classified as current assets should be readily marketable and intended to be converted into cash within the operating cycle or a year, whichever is longer. Short-term investments are generally distinguished from cash equivalents by relatively longer investment perspectives, at relatively higher rates of return.

In theory, the procedures used to report the value of temporary investments on the balance sheet should provide investors with an indication of the resources that will be available for future use—that is, the amount of cash that could be generated from the disposal of these securities. Most temporary investments are unlike other assets in that an objectively determined measurement of their value is available from day to day in the securities market. Therefore accountants have been divided over the proper methods to use to value temporary investments. Three alternative methods for reporting temporary investments have been debated: *historical cost*, *market value*, and *the lower of cost or market*.

The *historical cost* method reports temporary investments at their acquisition cost until disposal. Advocates of historical cost believe that an objectively verified purchase price provides the most relevant information about investments to decision makers. They also argue that current market prices do not provide any better information on future prices than does original cost and that only realized gains and losses should be reported on the income statement.

Investments reported at *market value* are adjusted to reflect both upward and downward changes in value, and changes are reported as either gains or losses on the income statement. Advocates of the market-value method state that current amounts represent the current resources that would be needed to acquire the same securities now as well as the amount that would be received from sale of the securities. In addition, they note that fair value is as objectively determined as historical cost for most investments, and it also presents more timely information on the effect of holding investments.

The *lower of cost or market* (LCM) method, as originally defined, reports only downward adjustments in the value of temporary investments. Proponents of this method believe that it provides users with more conservative balance sheet and income statement valuations. They argue that conservative valuations are necessary to avoid misleading investors.

The accounting treatment for temporary investments in marketable securities has evolved over time. The FASB first studied accounting for temporary investments when their value falls below cost in response to stock market conditions in 1973 and 1974. During that period, the stock market declined substantially from previous levels and then made a partial recovery. The general movement in stock prices during this period had two main effects on financial reporting for investments:

1. Some companies used the historical cost method and did not write their investments down to reflect market prices; they were therefore carrying their portfolios of investments at amounts above current market prices.



2. Some companies used the LCM method, valued their investments at market values, and wrote their investments down to current prices when the stock market reached its lowest level. The partial recovery experienced by the stock market then could not be reflected on these companies' financial statements because GAAP at that time did not allow the recording of recoveries in value. As a result, those companies were carrying their investments at an amount below both cost and current market.

Subsequently, the FASB issued *SFAS No. 12*, "Accounting for Certain Marketable Securities" (later superseded), which attempted to alleviate this problem.<sup>11</sup>

According to the provisions of *SFAS No. 12*, marketable equity securities classified as current assets were valued at their aggregate cost or market value, whichever was lower on each balance sheet date. This determination was made by comparing the total cost of the entire portfolio of temporary investments in equity securities against its total market value. Losses and subsequent recoveries (up to historical cost) in market value were included as income. When market on the balance sheet date was less than cost, the difference was reported on the balance sheet by way of a valuation account offset against the temporary investment account.

If all or any part of the portfolio was sold, a gain or loss was recognized on the sale by comparing the original cost of the securities sold with the proceeds from the sale. The valuation account was not affected by the sale of securities. Changes in the valuation account were recorded on the balance sheet date by comparing the cost of the remaining securities with their market value to determine the required balance in the valuation account. If no securities remained, the entire valuation account was eliminated.

It was anticipated that the provisions of *SFAS No. 12* would allow investors to evaluate the management of the temporary investment portfolio. For example, it might be possible to compare the yearly change in the market value of the portfolio to the overall trend in the stock market to assess the effect of management's temporary investment strategy.

*SFAS No. 12* referred only to marketable equity securities and did not alter the accounting treatment required for other types of temporary investments, such as short-term investments in debt securities (e.g., notes). Under traditional GAAP, other temporary investments would have been reported by using either the cost or the LCM methods. However, under the cost method, losses were recognized only when there had been a permanent impairment in value. Subsequent recoveries in market value for permanently impaired securities were not recognized.

Later, concerns began to be expressed about the different accounting treatments allowed for investments in equity versus debt securities. Questions were raised about reporting diminished values but not reporting appreciations. In addition, the issue of gains trading was raised. *Gains trading* is the practice of selling securities that appreciate in value in order to recognize a gain, while holding securities with unrealized losses that were not reported under the cost method.

As a result of such concerns, the FASB undertook a project to address accounting for both equity and debt securities. This project was limited in scope because

11. Financial Accounting Standards Board, *Statement of Financial Accounting Standards No. 12*, "Accounting for Certain Marketable Securities" (Stamford, CT: FASB, 1975).

not all financial assets were included (e.g., receivables), and current accounting requirements for financial liabilities were not changed. The result of this project was the release of *SFAS No. 115*, “Accounting for Certain Investments in Debt and Equity Securities” (see FASB ASC 320).

FASB ASC 320-10-25 requires companies to classify equity and debt securities into one of the following three categories:

1. *Trading securities*. Securities held for resale
2. *Securities available for sale*. Securities not classified as trading securities or held-to-maturity securities
3. *Securities held to maturity*. Debt securities for which the reporting entity has both the positive intent and the ability to hold until they mature

Trading securities are reported at fair value, and all unrealized holding gains and losses are recognized in earnings. Available-for-sale securities are reported at fair value. However, unrealized holding gains and losses for these securities are not included in periodic net income; rather, they are reported as a component of other comprehensive income. Held-to-maturity securities are reported at amortized cost, whereby discounts and premiums are amortized over the remaining lives of the securities.

All trading securities are reported as current assets on the balance sheet. Individual held-to-maturity and available-for-sale securities are reported as either current assets or investments, as appropriate. The appropriate classification is to be based on the definition of current assets provided in *ARB No. 43*, discussed earlier.

The transfer of a security between investment categories is accounted for at fair value. At the date of the transfer, the security’s unrealized holding gain or loss is accounted for as follows:

1. For a security transferred from the trading category, the unrealized holding gain or loss will already have been recognized in earnings, so no additional recognition is required.
2. For a security transferred into the trading category, the unrealized holding gain or loss at the date of the transfer is immediately recognized in earnings.
3. For a debt security transferred into the available-for-sale category from the held-to-maturity category, the unrealized holding gain or loss is recognized in other comprehensive income.
4. For a debt security transferred into the held-to-maturity category from the available-for-sale category, the unrealized holding gain or loss continues to be reported in accumulated other comprehensive income, but it is amortized over the remaining life of the security as an adjustment to interest in a manner similar to the amortization of a premium or discount.

These requirements were adopted to further deter gains trading. If all transfers could be made at fair value and all holding gains and losses could be recognized immediately in earnings, the possibility of discretionary transfers to recognize earnings would be left open. The approach adopted is similar to recognizing holding gains and losses in a manner consistent with the category into which the security is being transferred.

## Receivables

The term *receivables* encompasses a wide variety of claims held against others. Receivables are classified into two categories for financial statement presentation: trade receivables and nontrade receivables.

The outstanding receivables balance often constitutes a major source of cash inflows to meet maturing obligations; therefore, the composition of this balance must be carefully evaluated so that financial statement users are not misled. For an item to be classified as a receivable, both the amount to be received and the expected due date must be subject to reasonable estimation.

Ideally, each enterprise would make only cash sales; however, given the nature of our economic society, most firms must extend various types of credit. Businesses sell on credit to increase sales, but when credit is extended, losses from nonpayments invariably occur. Once a business decides to sell on credit, it may record bad debts by one of the following procedures:

1. Bad debts are recorded as the loss is discovered (the direct write-off method).
2. Bad debts are estimated at the end of the accounting period (the estimation, or allowance, method).

Under the *direct write-off* method, a loss is recorded when a specific customer account is determined to be uncollectible. Often, this determination is not made until an accounting period subsequent to the year of sale. The problem with this approach is that the amount reported as receivable at the balance sheet date is overstated, because it includes amounts that the company does not expect to receive; thus, income for the period is also overstated. *SFAS No. 5* (see FASB ASC 450-20-25) provides a resolution to this issue by requiring estimated losses to be accrued when it is probable that an asset has been impaired or a liability has been incurred, and the amount of the loss can be estimated. Because these conditions are usually satisfied for uncollectible accounts, most companies estimate bad debts.

Two approaches may be used to estimate expected losses from nonpayment of outstanding accounts receivable: the estimated loss is based on annual sales, or the estimated loss is based on the outstanding accounts receivable balance. When the estimated loss is based on annual sales, the matching process is enhanced, because expenses are directly related to the revenues that caused the expenses. On the other hand, a more precise measure of anticipated losses can usually be made by reviewing the age and characteristics of the various accounts receivable. When the amount of loss is based on the outstanding accounts receivable, the net balance of the asset account closely resembles the expected amount to be collected in the future (*net realizable value*). With the increased emphasis on the income statement as the primary financial statement, most accountants now recommend estimating losses on the basis of sales and thus providing a better measure for working capital. However, where sales and credit policies are relatively stable, it is unlikely that use of either method of estimation will materially affect reported bad debt expense.

Some accountants have also suggested that receivables should be carried at their present value by applying a discount factor. But others have argued that this treatment is not usually considered necessary due to the relatively short collection (or discount) period involved for most accounts receivable. The FASB's embrace of the asset and liability approach has also had implications for these issues. Under the

provisions of *SFAS No. 114*, “Accounting by Creditors for the Impairment of a Loan” (see FASB ASC 310-10-35), creditors must now evaluate the probability that receivables will be collected. If it is determined that amounts will probably not be collected, the present value of the expected future cash payments must be calculated. When this present value is less than the recorded value of the amount due, a loss is recognized and charged to bad debt expense, and the receivable is reduced through a valuation allowance. Alternatively, loss impairments may be measured based on the fair market value of the receivable or, if collateralized, the fair market value of the collateral. The definition of a probable loss is that a future event is likely to occur, which is consistent with the definition provided in *SFAS No. 5*, “Accounting for Contingencies” (see FASB ASC 450-20-25). (See Chapter 11 for a discussion of accounting for contingencies.)

### Inventories

The term *inventory* was originally defined in *APR No. 43* (see FASB ASC 330-10-20) as follows:

[Inventory] designate[s] the aggregate of those items of tangible personal property which: (1) are held for sale in the ordinary course of business, (2) are in process of production for such sale, or (3) are to be currently consumed in the production of goods or services to be available for sale.<sup>12</sup>

The valuation of inventories is of major importance for two reasons. First, inventories generally constitute a major portion of current assets; consequently, they have a significant impact on working capital and a company’s current position. Second, inventory valuation has a major and immediate impact on the reported amount of net profit.

Inventory valuation procedures differ from the valuation procedures associated with cash, cash equivalents, temporary investments, and receivables. The amounts disclosed for cash, cash equivalents, temporary investments, and receivables approximate the amount of funds expected to be received from these assets. The amount of inventory disclosed on the financial statements does not represent the future cash receipts expected to be generated. Rather, it represents the acquisition value of a cost expected to generate future revenues.

The proper valuation of inventories rests on answers to the following questions:

1. What amount of goods is on hand?
2. What cost-flow assumption is most reasonable for the enterprise?
3. Has the market value of the inventory declined since its acquisition?

**Inventory Quantity** The inventory quantity question posed above involves determining the amount of goods on hand by an actual count, perpetual records, or estimating procedures.

Businesses that issue audited financial statements are usually required to *actually count* all items of inventory at least once a year, unless other methods provide reasonable assurance that the inventory figure is correct. When the inventory

12. *Accounting Research and Terminology Bulletin No. 43*, “Restatement and Revision of Accounting Research Bulletins” (New York: AICPA, 1953), ch. 4, para. 2.

count is used to determine ending inventory, as in a *periodic inventory system*, the expectation is that all goods not on hand were sold. However, other factors, such as spoilage and pilferage, must be taken into consideration.

When quantity is determined by the *perpetual records method*, all inventory items are tabulated as purchases and sales occur. The resulting amount contained in the accounting records and the amount of inventory on hand should be equal. However, the perpetual inventory count does not reflect accounting errors or depletions of inventory due to pilferage, spoilage, and so on; thus, it is necessary to verify the perpetual record by an actual count of inventory at least once a year. Accounting control over inventories is increased by the use of a perpetual system, because the difference between the physical count and the count supplied by the perpetual records provides the company with valuable information not only to track their inventories, but also to notice significant differences between actual and expected inventory levels. But a perpetual system should be used only when the benefits derived from maintaining the records are greater than the cost of keeping the records. Given today's advances in technology, such as the use of bar codes, increasing numbers of businesses can now afford to use perpetual inventories; in the past, this method of inventory control was often reserved for only high-priced, low-volume items, such as automobiles.

*Estimation methods* are used when it is impossible or impractical to count or keep perpetual records for the inventory. Two methods may be used to estimate inventories: the gross profit method and the retail method. The *gross profit* method computes the ending inventory on a dollar basis by subtracting the estimated cost of sales from the cost of goods available. This method is especially useful in estimating inventories for interim financial statements or in computing losses from casualties, such as fire or theft.

The *retail method* is used most often where merchandise is available for sale directly to customers, such as in department or discount stores (Hershey uses the retail method for some of its inventory items). With this method, the retail value of inventory is computed by subtracting the retail price of goods sold from the retail price of goods available. Inventory at cost is then computed by applying a markup percentage to the ending inventory at retail.

Both the gross profit and retail methods, although approximating balance sheet values, fail to provide management with all available information concerning the quantity and unit prices of specific items of inventory. Because both methods estimate the ending inventory based on sales records, neither method ensures that the computed balance of the inventory is physically there. For this reason, an actual count of goods on hand should be made annually.

**Flow Assumptions** Historically, the matching of costs with associated revenues has been the primary objective in inventory valuation. Even though cost of goods sold is residual because it results from determining the cost of the ending inventory, balance sheet valuation was often viewed as secondary to income determination. Each of the flow assumptions discussed below necessarily requires a trade-off between asset valuation and income determination. Four generally accepted methods are used to account for the flow of goods from purchase to sale: specific identification; first in, first out; last in, first out; and averaging.

If an exact matching of expenses and revenues is the primary objective of inventory valuation, then *specific identification* of each item of merchandise sold

may be the most appropriate method. However, even this method has low informational content to balance sheet readers, because the valuation of inventories at original cost generally has little relation to future expectations. With the specific identification method, the inventory cost is determined by keeping a separate record for each item acquired and totaling the cost of the inventory items on hand at the end of each accounting period. Most companies find that the cost of the required recordkeeping associated with the procedure outweighs any expected benefits, and so they turn to other methods. Specific identification is most feasible when the volume of sales is low and the cost of individual items is high, for example, with items like jewelry, automobiles, and yachts.

The *first in, first out (FIFO) method* is based on assumptions about the actual flow of merchandise throughout the enterprise; in effect, it is an approximation of specific identification. In most cases this assumption conforms to reality because the oldest items in the inventory are the items management wishes to sell first, and where perishables are involved, the oldest items must be sold quickly or they will spoil.

The FIFO flow assumption satisfies the historical cost and matching principles, because the recorded amount for cost of goods sold is similar to the amount that would have been recorded under specific identification if the actual flow of goods were on a FIFO basis. Moreover, the valuation of the unsold inventory reported on the balance sheet more closely resembles the replacement cost of the items on hand and thereby allows financial statement users to evaluate future working capital flows more accurately. However, the effects of inflation have caused accountants to question the desirability of using FIFO. Including older and lower unit costs in cost of goods sold during a period of inflation causes an inflated net profit figure that can mislead financial statement users. This inflated profit figure could also result in the payment of additional income taxes. However, because most companies turn their inventory over fairly rapidly, this argument is moot in many instances.

The *last in, first out (LIFO) method* of inventory valuation is based on the assumption that current costs should be matched against current revenues. Most advocates of LIFO cite the matching principle as the basis for their stand, and they argue that decades of almost uninterrupted inflation require that LIFO be used to more closely approximate actual net income. These arguments are also based on the belief that price-level changes should be eliminated from financial statements. LIFO is, in effect, a partial price-level adjustment (see Chapter 17 for a further discussion of price-level adjustments).

LIFO liquidations result in distortions of earnings. LIFO liquidation occurs when normal inventory levels are depleted. That is, if inventory levels fall below the normal number of units in any year, the older, usually much lower, cost of these items is charged to cost of goods sold and matched against current sales revenue dollars, resulting in an inflated net income amount that is not sustainable. When a material LIFO liquidation occurs, the SEC requires it to be disclosed in the company's 10-K report. This information is also usually included in the company's annual report to stockholders. For example, American Greetings Corporation reported a \$13 million LIFO liquidation in 2011.

An added impetus to the use of LIFO in external financial reports is the Internal Revenue Service requirement enacted by Congress in the late 1930s that this method must be used for reporting purposes when it is used for income tax

purposes. LIFO can result in substantial tax savings, to the extent that cost of goods sold under LIFO and FIFO differ. This tax benefit is calculated as the difference in cost of goods sold times the company's marginal tax rate. As a consequence, many companies that might not otherwise use LIFO for reporting purposes do so because of income tax considerations.

Nevertheless, some accountants maintain that the LIFO conformity rule forces managers to mislead stockholders in either the financial statements or the tax return. These accountants claim that financial reporting would provide more useful information, and the economy would be more productive and prosperous if the rule was eliminated. They hold that the flaw of LIFO is its incomplete description of operating results and its distorted description of financial position, which creates a dilemma for corporate managers. If they want to minimize taxes by choosing LIFO, the conformity rule forces them to publish financial statements that report misleading results. That is, specific identification of sold inventory items matches their acquisition cost with sales price, and FIFO is a good approximation of specific identification. If they want statements that describe the results of both inventory purchasing and marketing decisions more completely, they choose FIFO, but only by requiring the corporation to pay more taxes.

*Accounting Trends and Techniques* recently reported that 176 of 500 companies surveyed used LIFO for some portion of their inventory valuation. However, the use of LIFO has been declining in recent years as inflation has become a less significant factor.<sup>13</sup>

LIFO and FIFO provide the two extremes for inventory valuation. The inventory values of all other inventory costing methods fall in between the LIFO and FIFO values. Because of the potential for significantly different inventory and cost of goods sold values between these two methods, the SEC requires companies using LIFO to provide the financial statement reader with the amount of their LIFO reserve (the difference between LIFO and FIFO), so that investors can convert financial statement numbers from LIFO to FIFO and thus make better comparisons across companies. For example, the investor can convert a balance sheet from LIFO to FIFO by adding the LIFO reserve to the current assets of a company that uses LIFO and then compare that company's working capital to that of another company that uses FIFO. Hershey values its inventories by using LIFO. The company reported a LIFO reserve of \$166,910,000 in 2011.

*Averaging techniques* are, in effect, a compromise position between FIFO and LIFO. When averaging is used, each purchase affects both inventory valuation and cost of goods sold. Therefore, averaging does not result in either a good match of costs with revenues or a proper valuation of inventories in fluctuating market conditions. Proponents of averaging base their arguments on the necessity of periodic presentation. That is, all the transactions during an accounting period are viewed as reflecting the period as a whole rather than as reflecting individual transactions. The advocates of averaging maintain that financial statements should reflect the operations of the period as a whole rather than as a series of transactions.

When the averaging method used is a weighted or moving weighted average, a claim can be made that the cost of goods sold reflects the total period's operations;

13. Michael C. Calderisi, editor, *Accounting Trends and Techniques*, 64th ed. New York: AICPA, 2010).



however, the resulting inventory valuation is not representative of expected future cash flows. If the simple average method is used, the resulting valuations can result in completely distorted unit prices when lot sizes and prices are changing.

**Market Fluctuations** Many accountants have advocated valuing inventories at market because they believe that current assets should reflect current values. This might add to the information content of working capital, but to date the doctrine of conservatism has been seen as overriding the advantages claimed by advocates of current valuation. Nevertheless, when inventories have declined in value, current GAAP maintains that the future selling price will move in the same direction and that anticipated future losses should be reported in the same period as the inventory decline. In other words, companies should use the lower of cost or market (LCM) method to value inventories.

The AICPA has provided the following definitions to use in applying the LCM rule to inventories:

As used in the phrase *lower of cost or market* the term *market* means current replacement cost (by purchase or reproduction, as the case may be) except that

1. Market should not exceed the net realizable value (i.e., estimated selling price in the ordinary course of business less reasonably predictable costs of completion and disposal)
2. Market should not be less than net realizable value reduced by an allowance for an approximately normal profit margin<sup>14</sup>

Use of the LCM rule for inventories is consistent with the qualitative characteristics of accounting information contained in *SFAC No. 8* and the definitions of assets and losses contained in *SFAC No. 6*. That is, when the cost of inventory exceeds its expected benefit, a reduction of the inventory to its market value is a better measure of its expected future benefit.

The major criticism of the LCM rule is that it is applied only for downward adjustments. Therefore holding losses are recognized, and holding gains are ignored. As noted earlier, this criticism has not been considered as important as maintaining conservative financial statements, and the importance of the concept of conservatism was reaffirmed by the FASB in *SFAC No. 5*. Additionally, the application of the LCM rule results in inventory being reported at an *expected utility* value and in the reporting of a “normal profit” when the inventory is sold. The result is that expenses are understated in the period of sale, which can give rise to misinterpretations by external users.

## Prepays

Prepaid items result from recording expected future benefits from services to be rendered. They do not represent current assets in the sense that they will be converted into cash, but rather in the sense that they would require the use of current assets during the operating cycle if they were not in existence.

The measurement of prepaids is generally the residual result of charging the expiration of their cost to expense, and little attention is given to balance sheet valuations. Two main cost expiration methods are used in the measurement of

14. *Accounting Research and Terminology Bulletin No. 43*, op. cit. ch. 4, para 7.



prepaids: (1) specific identification and (2) time. Specific identification is used where the items are consumed, as with office supplies, and time is used where no tangible asset exists and rights are in evidence over a certain period, such as with unexpired insurance or prepaid rent.

In most cases, the amortization method is of little consequence because of the relative immateriality of these items. However, where substantial prepayments occur, care should be exercised to ensure that the allocation method is reasonable under the circumstances.

## Current Liabilities

Liability recognition often results from the necessity to recognize an asset or an expense where the focus of attention is not on the liability. However, the recognition of short-term liabilities can significantly affect the working capital position of the enterprise. The most commonly encountered current liabilities are payables, deferrals, and current maturities of long-term debt.

### Payables

The measurement of payables typically presents no particular difficulty, because the amount of the obligation is usually fixed by a transaction and involves a promise to pay at a subsequent date. As with receivables, recording discounts from face value is not considered necessary because the period of debt is generally short. However, where interest is not specifically stated on notes payable, *APB Opinion No. 21*, "Interest on Receivables and Payables" (see FASB ASC 835-30), requires that interest be calculated for certain types of notes<sup>15</sup> (see Chapter 11). In addition to notes and accounts payable, dividends and taxes represent payables requiring the use of current funds.

### Deferrals

Deferrals are liabilities whose settlement requires the performance of services rather than the payment of money. Examples of deferrals include magazine subscriptions collected in advance, advance-purchase airline tickets, and unearned rent. They are similar to prepaid expenses in that they are generally the residual result of measuring another amount. In this case the amount measured is revenue, whereas it is an expense in the case of prepaids.

The placement of deferrals in the current liability section of the balance sheet has been criticized on the grounds that they are liabilities that lack a claimant. But unless deferrals are unusually large, it is unlikely that recording deferrals as liabilities will have much impact on financial statement presentation. Care should be taken to ensure that the company is not reporting deferrals as revenue before they are actually earned, and to determine that the deferral accounts are not being used as an additional allowance for uncollectible accounts.

### Current Maturities

Unlike most assets, liabilities may be transferred from the long term to the current classification with the passage of time. When the payment of long-term debt in the current period requires the use of current funds, GAAP dictates that this amount be

15. Accounting Principles Board, *APB Opinion No. 21*, "Interest on Receivables and Payables" (New York: AICPA, 1971).

classified as current. On the other hand, not all current maturities are classified as current liabilities. When the long-term liability is to be retired out of a special fund or by issuing additional long-term debt, the obligation should not be classified as current.

The proper classification of current maturities is important because of the effect it can have on the working capital presentation. When adequate provision has not previously been made to retire current maturities, a company could find itself in a weak working capital position, and future capital sources could evaporate.

## Financial Analysis of a Company's Working Capital Position

The evaluation of a company's working capital position can highlight possible liquidity problems. Liquidity problems can arise from the failure to convert current assets into cash in a timely manner or from excessive losses from bad debts. Several ratios, in addition to working capital, are available to assist in evaluating a company's liquidity. Hershey and Tootsie Roll report some bad-debt losses, but most of their sales are to other large corporations, which limits the amount of necessary credit analysis. However, a large retailer such as the Nordstrom department store chain has more difficulty in choosing its customers. Nordstrom purchases merchandise on credit from various manufacturers, such as Bally shoes, Tommy Hilfiger clothes, and Herms cosmetics. Nordstrom's merchandise is shipped first to the chain's warehouses and later to various stores throughout the country, where it is displayed and sold to customers. Many of Nordstrom's sales are made on Nordstrom credit cards. The company must carefully evaluate each credit application in order to minimize bad-debt losses, because liquidity problems can arise when customer payments on account are not received in a timely manner.

The ratios used to evaluate a company's liquidity include its working capital, the current ratio, the acid test (quick) ratio, the cash flow from operations to current liabilities ratio, the accounts receivable turnover ratio, the inventory turnover ratio, and the accounts payable turnover ratio. The calculation and analysis of each of these ratios are illustrated by using the information contained in the Hershey Company and Tootsie Roll Industries balance sheets, income statements, and statements of cash flows that are found in Chapters 6 and 7. Each of the ratios is computed for 2011 and 2010 for comparative purposes.

The working capital (current assets minus current liabilities) for Hershey and Tootsie Roll for the two years 2011 and 2010 is (\$000 omitted):

Year	Hershey			Tootsie Roll		
	Current Assets	Current Liabilities	Working Capital	Current Assets	Current Liabilities	Working Capital
<b>2011</b>	\$2,046,558	\$1,173,775	\$872,783	\$212,201	\$58,355	\$153,846
<b>2010</b>	2,005,217	1,298,845	706,372	235,167	58,505	176,662

Management of a company's working capital is important for any business. This analysis indicates that Hershey's working capital increased by \$166,411 from 2010 to 2011. Tootsie Roll's working capital decreased by \$22,816,000 from \$176,882,000 in 2010 to \$153,846,000 in 2011.

Nevertheless, calculating the amount of working capital provides limited information because it does not allow easy comparisons with benchmarks, industry standards, or other companies. That is, it is an absolute amount that does not take into consideration the size of a company. Moreover, an amount that is adequate for one company may be inadequate for a larger company.

To overcome this deficiency, financial analysts compute the current ratio and the acid test (quick) ratio. The current ratio is calculated as follows:

$$\frac{\text{Current assets}}{\text{Current liabilities}}$$

The current ratios for Hershey and Tootsie Roll for 2011 and 2010 are calculated (\$000 omitted):

	Hershey	Tootsie Roll
<b>2011</b>	$\frac{\$2,046,558}{\$1,173,775} = 1.74$	$\frac{\$212,201}{\$58,355} = 3.64$
<b>2010</b>	$\frac{\$2,005,217}{\$1,298,845} = 1.54$	$\frac{\$235,167}{\$58,505} = 4.02$

The average current ratio for companies in the Candy and Other Confectionary Products industry is 3.0. These calculations indicate that Hershey's liquidity position deteriorated during fiscal 2011 and is substantially below the industry average. Tootsie Roll's current ratio also declined substantially in fiscal 2011 and is below the industry average.

When evaluating a company's liquidity and working capital position, an additional concern is the composition of its current assets. As a rule, current liabilities are satisfied through the payment of cash, so the analysis should consider which of a company's current assets might be used to repay its current debt. The acid test (quick) ratio provides a more rigid analysis of a company's ability to pay its current obligations as they become due, because it includes only those current assets that can easily be converted into cash in the numerator. The acid test (quick) ratio is computed:

$$\frac{\text{Cash} + \text{Marketable securities} + \text{Receivables}}{\text{Current liabilities}}$$

The acid test (quick) ratios for Hershey and Tootsie Roll for 2011 and 2010 are calculated (\$000 omitted) as

	Hershey	Tootsie Roll
<b>2011</b>	$\frac{\$693,686 + 399,499}{\$1,173,775} = 0.93$	$\frac{\$78,612 + 41,895 + 10,895}{\$58,355} = 2.25$
<b>2010</b>	$\frac{\$884,642 + 390,061}{\$1,298,845} = 0.98$	$\frac{\$115,976 + 37,394 + 7,996}{\$58,505} = 2.76$

The industry average acid test (quick) ratio is 2.2. This analysis indicates that both Hershey's and Tootsie Roll's quick ratios fell significantly over the period of analysis, and both are well below the industry average.

One final measure that may be used to evaluate a company's liquidity is the cash flow from operations to current liabilities ratio. This ratio indicates a company's ability to repay current liabilities from current operations. The cash flow from operations to current liabilities ratio is calculated:

$$\frac{\text{Net cash provided from operating activities}}{\text{Average current liabilities}}$$

Notice that this ratio is calculated by using average current liabilities in the denominator. This results in the use of a consistent numerator and denominator because the net cash provided from operating activities represents the flow of cash over the year.

The cash flow from operations to current liabilities ratios for Hershey and Tootsie Roll for 2011 and 2010 are calculated (\$000 omitted):

	Hershey	Tootsie Roll
<b>2011</b>	$\frac{\$580,867}{(\$1,173,775 + 1,298,845)/2} = 0.47$	$\frac{\$50,390}{(\$58,355 + 58,505)/2} = 0.86$
<b>2010</b>	$\frac{\$901,423}{(\$1,298,845 + 910,628)/2} = 0.82$	$\frac{\$82,805}{(\$58,505 + 56,066)/2} = 1.45$

These ratios indicate that both companies' cash flow positions deteriorated during fiscal year 2011.

Taken together, the above three ratios indicate that both Hershey and Tootsie Roll have experienced a significant decline in their liquidity positions over the period of analysis.

The preceding ratios are used to evaluate a company's liquidity. Other ratios are available that assist in evaluating how efficient a company is in using its current assets and managing its current liabilities. The accounts receivable turnover ratio measures a company's ability to collect its receivables on a timely basis. The accounts receivable turnover ratio is computed:

$$\frac{\text{Net credit sales}^{16}}{\text{Average gross accounts receivable}}$$

Note that this ratio also uses an average amount in the denominator to provide consistency with the numerator.

16. The sales figure contained on most companies' income statement is the combined amount of cash and credit sales. Most companies make the greatest majority of their sales on credit, so the sales figure on the income statement can be used to approximate credit sales. However, if a company makes a large amount of cash sales, the result may be misleading. Additionally, the numerator in this calculation is gross rather than net accounts receivable because the company is attempting to collect all of its accounts receivable. Hershey's balance sheet does not disclose the amount of the allowance for uncollectibles; however, the footnotes to Hershey's 2011, 2010, and 2009 financial statements reported allowances for uncollectibles of \$15,000,000, \$15,200,000, and \$15,700,000, respectively. Tootsie Roll's 2011, 2010, and 2009 balance sheets disclosed allowances for uncollectibles of \$1,731,000, \$1,531,000, and \$2,356,000, respectively.

The accounts receivable turnover ratios for Hershey and Tootsie Roll for 2011 and 2010 are calculated (\$000 omitted):

	Hershey		Tootsie Roll
<b>2011</b>	$\frac{\$6,080,788}{(\$399,499 + 15,000 + 390,061 + 15,200)/2} = 14.84$		$\frac{\$528,369}{(\$41,895 + 1,731 + 37,394 + 1,531)/2} = 12.80$
<b>2010</b>	$\frac{\$5,671,009}{(\$390,061 + 15,200 + 410,390 + 15,700)/2} = 13.64$		$\frac{\$517,149}{(\$37,394 + 1,531 + 37,512 + 2,356)/2} = 13.13$

These ratios indicate that Hershey's accounts receivable was paid off by customers an average of more than 14 times in fiscal 2011 and more than 13 times in fiscal 2010, whereas Tootsie Roll's was paid off approximately 13 times in both fiscal 2011 and 2010. These ratios are both above the industry average of 11.02. To add perspective to the company's efficiency in collecting accounts receivable, financial analysts calculate the number of days in receivables as follows:

$$\frac{365}{\text{Accounts receivable turnover}}$$

The number of days in receivables ratios for Hershey and Tootsie Roll for 2011 and 2010 are calculated as follows:

	Hershey		Tootsie Roll
<b>2011</b>	$\frac{365}{14.84} = 24.60$		$\frac{365}{12.80} = 28.51$
<b>2010</b>	$\frac{365}{13.64} = 26.75$		$\frac{365}{3.13} = 27.81$

The calculation of average days in receivables allows a company to evaluate its ability to collect its accounts receivable within its normal credit period. These calculations indicate that both Hershey and Tootsie Roll are having little difficulty collecting their receivables when considering that normal trade credit policies generally require payment within 30 days.

Another issue to consider when evaluating the collectability of a company's accounts receivable is the potential impact of a bankruptcy of a major customer. Hershey reported that McLane Company, a wholesale distributor, accounted for 22.3 percent of the company's sales in 2011, and Tootsie Roll sells 23.3 percent of its output to Wal-Mart. Neither of these amounts is believed to be of major concern.

A company's efficiency in managing its inventory can be similarly analyzed by computing the inventory turnover ratio. This ratio is calculated as

$$\frac{\text{Cost of goods sold}}{\text{Average inventory}}$$

The inventory turnover ratios for Hershey and Tootsie Roll for 2011 and 2010 are calculated (\$000 omitted):

	Hershey	Tootsie Roll
<b>2011</b>	$\frac{\$3,548,896}{(\$648,953 + 533,622)/2} = 6.00$	$\frac{\$365,225}{(\$42,676 + 29,084 + 35,416 + 21,236)/2} = 5.69$
<b>2010</b>	$\frac{\$3,255,801}{(\$533,622 + 519,712)/2} = 6.18$	$\frac{\$349,334}{(\$35,416 + 21,236 + 35,570 + 20,817)/2} = 6.18$

The average inventory turnover ratio for the Candy and Other Confectionary Products industry was 6.3 in 2010, indicating that both Hershey and Tootsie Roll turned their inventory at approximately the industry average.

This ratio can be further analyzed by calculating the average days in inventory as follows:

$$\frac{365}{\text{Inventory turnover ratio}}$$

The average number of days in inventory for Hershey and Tootsie Roll for 2011 and 2010 are calculated:

	Hershey	Tootsie Roll
<b>2011</b>	$\frac{365}{6.00} = 60.81$	$\frac{365}{5.69} = 64.17$
<b>2010</b>	$\frac{365}{6.18} = 59.04$	$\frac{365}{6.18} = 59.05$

These ratios indicate that both Hershey's and Tootsie Roll's ability to manage their inventories deteriorated somewhat. Care must be exercised in evaluating these ratios, because they are highly industry-dependent. For example, a grocery chain like Safeway sells many perishables and would be expected to have a high inventory turnover ratio, but for defense contractors such as Boeing, this ratio would be lower.

The analysis of a company's working capital, current ratio, and inventory turnover ratios can be misleading for companies using LIFO inventory costing. In such cases, the amount of working capital and the current ratio will be understated, because the average inventory amounts used in calculating these ratios are usually much lower than if they had been computed using FIFO. This difference is termed the *LIFO reserve*. On the other hand, the inventory turnover ratio is generally overstated, because the average inventory amounts used in the denominator are lower than if FIFO had been used.

A company's inventory costing method is disclosed in its summary of significant accounting policies. Financial statement users should exercise care in interpreting the amount of working capital, the current ratio, and the inventory turnover ratio for companies using LIFO. For comparative purposes, the reported amount of LIFO inventory should be adjusted by the amount of the LIFO reserve.<sup>17</sup> Hershey and

17. This amount, or the replacement cost of the inventory, is a recommended disclosure by an AICPA task force and is reported by most companies that use LIFO.

Tootsie Roll use LIFO to value most of their inventories. In 2011, Hershey reported LIFO reserves of \$166,910,000 and \$153,170,000, respectively, for 2011 and 2010. For the same two years, Tootsie Roll reported LIFO reserves of \$24,043,000 and \$19,379,000. Following are the adjusted working capital, the current ratio, and the inventory turnover ratio for the two companies for 2011 after adjusting for the amount of the LIFO reserve.

	Hershey	Tootsie Roll
Working Capital	$\$872,783 + 166,910 = \$1,039,693$	$\$153,846 + 24,043 = \$177,889$
Current Ratio	$\frac{\$2,046,558 + 166,910}{\$1,173,775} = 1.59$	$\frac{\$212,201 + 24,043}{\$58,355} = 4.05$
Inventory Turnover	$\frac{\$3,548,896}{(\$648,953 + 166,910 + 533,622) + 153,170)/2} = 4.72$	$\frac{\$365,225}{(\$42,676 + 29,084 + 24,043 + 35,416 + 21,236 + 19,379)/2} = 4.86$

These calculations increase the previously computed working capital and current ratios while decreasing the inventory turnover ratios.

One final ratio helps evaluate a company's pattern of payments to suppliers by analyzing its accounts payable. A company's accounts payable turnover ratio is calculated as follows:

$$\frac{\text{Inventory purchases}^{18}}{\text{Average accounts payable}}$$

Calculating this ratio for a manufacturing company such as Hershey or Tootsie Roll is more complicated than for a merchandising company, because manufacturing companies generally have three inventory accounts: raw materials, work in progress, and finished goods. The accounts payable turnover ratio for a manufacturing company is calculated as follows:

$$\frac{\text{Raw material purchases}}{\text{Average accounts payable}}$$

However, the amount of raw materials purchased is generally not disclosed in corporate financial statements. We illustrate the calculation of the accounts payable turnover ratio for Nordstrom for fiscal years 2011 and 2010 using the following information (\$000 omitted):

	2011	2010	2009
Cost of goods sold	\$6,592	\$5,897	\$5,328
Merchandise inventory	1,148	947	898
Accounts payable	917	845	726

18. This amount is not usually disclosed on corporate financial statements but can be estimated for merchandising companies as cost of goods sold plus increases or minus decreases in merchandise inventory during the year.

2011	2010
$\frac{\$6,592 + 201}{(\$917 + 845)/2} = 7.71$	$\frac{\$5,897 + 49}{(\$845 + 726)/2} = 7.57$

This ratio can also be used to calculate the average days that payables are outstanding as follows:

$$\frac{365}{\text{Accounts payable turnover ratio}}$$

For Nordstrom, these amounts for 2011 and 2010 are as follows:

2011	2010
$\frac{365}{7.71} = 47.2$	$\frac{365}{7.57} = 48.2$

These ratios indicate that the company's payable balance is being satisfied in a timely manner.

Returning to our previous example, a comprehensive analysis of Hershey's working capital position would combine the results of the above calculations. This analysis for fiscal 2011 indicates that

- Customers pay accounts receivable in approximately 25 days
- Inventory remains on hand for approximately 61 days
- Current operations are not generating sufficient cash to repay current liabilities

This same analysis for Tootsie Roll for fiscal 2011 indicates that

- Customers pay accounts receivable in approximately 29 days
- Inventory remains on hand for approximately 64 days
- Current operations are not quite generating sufficient cash to repay current liabilities

These analyses indicate that Hershey is maintaining an adequate liquidity positions; however, Tootsie Roll's declining liquidity position is a concern. Hershey's failure to generate enough cash to maintain current operations is also a concern.

## International Accounting Standards

The IASB has issued pronouncements on the following issues affecting working capital:

1. The presentation of current assets and current liabilities in a revised *IAS No. 1*, "Presentation of Financial Statements"
2. Accounting for Financial Assets and Liabilities in *IAS No. 39*, "Financial Instruments: Recognition and Measurement" (discussed in Chapters 9 and 10)
3. Accounting for inventories in a revised *IAS No. 2*, "Inventories"

The IASB does not deal with the valuation issues discussed earlier in the chapter in its discussion of the presentation of current assets and current liabilities. However, the Board noted that some financial statement users see the classification



of assets and liabilities into current and noncurrent as providing a means to measure an enterprise's liquidity, whereas others regard this classification as identifying the enterprise's circulating resources and obligations. The IASB indicated that because these two concepts are somewhat contradictory, it has led to the classification of items as current or noncurrent based on convention rather than on any one concept. *IAS No. 1* originally allowed companies to determine whether or not to separately present current assets and current liabilities. This decision was apparently based on the Board's inability to agree on the usefulness of the concept because of the limitations noted earlier in this chapter. The revised *IAS No. 1* now requires assets and liabilities to be classified as current or noncurrent unless a liquidity presentation provides more relevant information.

In *IAS No. 2*, the IASB held that the objective of inventory reporting is to determine the proper amount of cost to recognize as an asset and carry forward until the related revenues are recognized. The Board stated a preference for the specific identification method of inventory valuation when the items are interchangeable or are produced and segregated for specific projects. This method was viewed as inappropriate when large numbers of interchangeable items are present. In these cases, the IASB stated a preference for either FIFO or weighted average methods; however, LIFO was an allowed alternative. Under the revised *IAS No. 2*, the use of LIFO is no longer allowed. Additionally, *IAS No. 2* requires inventory to be written down to net realizable value (floor) on an item-by-item basis, but it allows write-downs to occur by groups of similar products in special circumstances. This process contrasts to U.S. GAAP, under which write-downs are normally determined either on an item-by-item, group, or categorical basis. Also, *IAS No. 2* allows previous inventory write-down reversals to be recognized in the same period as the write-down; however, any inventory write-downs under U.S. GAAP cannot subsequently be reversed.

As the FASB and the IASB move toward convergence of accounting standards, the LIFO issue will need to be resolved. Although the process of converging U.S. GAAP with international GAAP has made a great deal of progress, many issues remain to be addressed, including the fate of the LIFO method. For more than a decade, FASB and IASB have had an ongoing agenda of projects whose objective is to move the process of convergence forward. For the period 2006–2013, numerous convergence-related issues were identified as either being on an active agenda or on a research agenda before being added to an active agenda. However, the issues of LIFO and inventory valuation in general were not included on the active research agenda of either board at the time this text was published.

---

## Cases

---

### • Case 8-1 Accounting for Investments

FASB ASC 320 requires companies to assign their portfolio of investment securities into

1. Trading securities
2. Securities available for sale
3. Held-to-maturity securities

*Required:*

- a. Define each of these categories of securities and discuss the accounting treatment for each category.
- b. Discuss how companies are required to assign each category of securities into its current and noncurrent portions.
- c. Some individuals maintain that the only proper accounting treatment for all marketable securities is current value. Others maintain that this treatment might allow companies to “manage earnings.” Discuss the arguments for each position.

### • Case 8-2 Cost-Flow Assumptions

Cost for inventory purposes should be determined by the inventory cost-flow method most clearly reflecting periodic income.

*Required:*

- a. Describe the fundamental cost-flow assumptions of the average cost, FIFO, and LIFO inventory cost-flow methods.
- b. Discuss the reasons for using LIFO in an inflationary economy.
- c. Where there is evidence that the utility of goods, in their disposal in the ordinary course of business, will be less than cost, what is the proper accounting treatment, and under what concept is that treatment justified?

### • Case 8-3 Inventory Cost and Income

Steel Company, a wholesaler that has been in business for two years, purchases its inventories from various suppliers. During the two years, each purchase has been at a lower price than the previous purchase.

Steel uses the lower of FIFO cost or market method to value inventories. The original cost of the inventories is above replacement cost and below the net realizable value. The net realizable value less the normal profit margin is below the replacement cost.

*Required:*

- a. In general, what criteria should be used to determine which costs should be included in inventory?
- b. In general, why is the lower of cost or market rule used to report inventory?
- c. At what amount should Steel’s inventories be reported on the balance sheet? Explain the application of the lower of cost or market rule in this situation.
- d. What would have been the effect on ending inventories and net income for the second year had Steel used the lower of average cost or market inventory method instead of the lower of FIFO cost or market inventory method? Why?

### • Case 8-4 Uncollectible Accounts

Anth Company has significant amounts of trade accounts receivable. Anth uses the allowance method to estimate bad debts. During the year, some specific accounts

were written off as uncollectible, and some that were previously written off as uncollectible were collected.

Anth also has some interest-bearing notes receivable for which the face amount plus interest at the prevailing rate of interest is due at maturity. The notes were received on July 1, 2013, and are due on June 30, 2014.

*Required:*

- a. What are the deficiencies of the direct write-off method?
- b. What are the two basic allowance methods used to estimate bad debts, and what is the theoretical justification for each?
- c. How should Anth account for the collection of the specific accounts previously written off as uncollectible?
- d. How should Anth report the effects of the interest-bearing notes receivable on its December 31, 2013, balance sheet and its income statement for the year ended December 31, 2014? Why?

### • Case 8-5 Lower of Cost or Market Valuation of Inventories

Accountants generally follow the lower of cost or market (LCM) basis of inventory valuations.

*Required:*

- a. Define *cost* as applied to the valuation of inventories.
- b. Define *market* as applied to the valuation of inventories.
- c. Why are inventories valued at the lower of cost or market? Discuss.
- d. List the arguments against the use of the LCM method of valuing inventories.

### • Case 8-6 Accounting for Bad Debt Expense under the Allowance Method

On December 31, 2014, Carme Company had significant amounts of accounts receivables as a result of credit sales to its customers. Carme uses the allowance method based on credit sales to estimate bad debts. Based on experience, 1 percent of credit sales normally will not be collected. This pattern is expected to continue.

*Required:*

- a. Discuss the rationale for using the allowance method based on credit sales to estimate bad debts. Contrast this method with the allowance method based on the balance in the trade receivables accounts.
- b. How should Carme Company report the allowance for bad debts account on its balance sheet at December 31, 2014? Also, describe the alternatives, if any, for presentation of bad debt expense in Carme's 2014 income statement.

### • Case 8-7 Accounting for Trading and Available-for-Sale Securities

At the end of the first year of operations, Key Company had a current equity securities portfolio classified as available-for-sale securities with a cost of \$500,000

and a fair value of \$550,000. At the end of its second year of operations, Key had a current equity securities portfolio classified as available-for-sale securities with a cost of \$525,000 and a fair value of \$475,000. No securities were sold during the first year. One security with a cost of \$80,000 and a fair value of \$70,000 at the end of the first year was sold for \$100,000 during the second year.

*Required:*

- a. How should Key Company report the preceding facts in its balance sheets and income statements for both years? Discuss the rationale for your answer.
- b. How would your answer differ if the security had been classified as trading securities?

### • Case 8-8 Alternative Inventory Valuations

Specific identification is sometimes said to be the ideal method for assigning cost to inventory and to cost of goods sold.

*Required:*

- a. List the arguments for and against the foregoing statement.
- b. FIFO, weighted average, and LIFO methods are often used instead of specific identification. Compare each of these methods with the specific identification method. Include in your discussion analysis of the theoretical propriety of each method in determining income and asset valuation. (Do not define the methods or describe their technical accounting procedures.)

### • Case 8-9 Net Realizable Value of Accounts Receivable

The theoretical valuation of receivables is the present value of expected future cash flows. However, trade receivables are not discounted owing to materiality considerations; hence, their net realizable value is the closest practical approximation to the theoretical valuation.

*Required:*

- a. Define net realizable value.
- b. The allowance method of accounting for bad debts may use an income statement or a balance sheet approach.
  - i. Which approach provides the best estimate of net realizable value? Explain.
  - ii. Working capital is intended to provide a measure of liquidity. Which approach provides a better measure of liquidity? Explain.
  - iii. Which approach is consistent with the matching concept? Explain.
  - iv. Which approach is consistent with the definition of comprehensive income? Explain.
  - v. Which approach is more consistent with the concept of financial capital maintenance? Explain.
  - vi. Which approach is more consistent with the concept of physical capital maintenance? Explain.

## • Case 8-10 Accounting for Prepays and Deferrals

Short-term deferrals (prepays and unearned revenues) are classified as current assets and current liabilities. As such, they are included in working capital.

*Required:*

- a. Some argue that prepays will not generate cash and hence are not liquid assets.
  - i. Why do accountants include short-term prepays as current assets? Do they meet the definition of assets found in the conceptual framework? Do they provide working capital? Explain.
  - ii. Present arguments for excluding prepays from current assets. Do they provide liquidity? Explain.
- b. Some argue that deferred liabilities will not be “paid.” Why do accountants include short-term unearned revenues as current liabilities? Do they meet the definition of liabilities found in the conceptual framework? Do they affect working capital? Explain.
- c. Present arguments for excluding unearned revenues from current liabilities. Do they affect liquidity? Explain.

## FASB ASC Research

---

For each of the following FASB ASC research cases, search the FASB ASC data base for information to address the issues. Cut and paste the FASB paragraphs that support your responses. Then summarize briefly what your responses are, citing the pronouncements and paragraphs used to support your responses.

### • FASB ASC 8-1 Current Assets and Current Liabilities

Over the years, many official pronouncements have been issued regarding current liabilities. These sources include APB Opinions, FASB Statements, FASB Technical Bulletins, and EITF releases. Search the FASB ASC database to find the pronouncements on current assets and liabilities, list these sources, and summarize your findings.

### • FASB ASC 8-2 Offsetting Assets and Liabilities

Accounts receivable is presented on the balance sheet at net realizable value. This amount is calculated by offsetting the allowance for doubtful accounts against accounts receivable. Search the FASB ASC database to determine the rule for offsetting assets and liabilities. List the official pronouncements related to this issue.

### • FASB ASC 8-3 Inventory

Search the FASB ASC database to determine the accounting objective of accounting for inventory, and cite the paragraph number. Cite the original pronouncement that stated this objective.

- **FASB ASC 8-4 Examples of Current Assets**

Search the FASB ASC to find the items classified as current assets. Cite and copy the relevant paragraph.

- **FASB ASC 8-5 Classification of Current Liabilities**

Search the FASB ASC to find information on the classification of current liabilities. Cite and copy the relevant paragraph.

- **FASB ASC 8-6 Compensating Balances**

An SEC Staff Bulletin on compensating balances is found in the FASB ASC. Find and cite the paragraph and then copy the relevant information.

- **FASB ASC 8-7 SFAS No. 115**

Find and cite the material on *SFAS No. 115* in the FASB ASC. Cite the relevant paragraphs.

- **FASB ASC 8-8 ARB No. 43 and Inventory**

Sections of *ARB No. 43* on accounting for the cost of inventory are still considered GAAP. Find this information. Cite the paragraphs and copy the relevant information.

## Room for Debate

---

- **Debate 8-1 LIFO versus FIFO**

MVP Corp uses LIFO to value its inventory. The 2014 inventory records disclose the following:

Beginning Inventory	Units	Unit Cost
First layer	10,000	\$15
Second layer	22,000	18
Purchases	250,000	20

At December 26, 2014, the company had a special, nonrecurring opportunity to purchase 40,000 units at \$17 per unit. The purchase can be made and the units delivered on December 30, or it can be delayed until the first week of January 2015. The company plans to make the purchase, owing to the obvious cost savings involved. Sales for 2014 totaled 245,000 units.

*Team Debate:*

Team 1: Describe the financial statement effects of making the purchase in 2014 as opposed to 2015. Argue for making the purchase during 2014. Defend the use of LIFO. Use the matching concept in your defense.

Team 2: Given the financial statement effects of the decision to purchase in 2014, argue against the use of LIFO and in favor of FIFO. Base your arguments on the conceptual framework—for example, representational faithfulness and neutrality. Use the matching concept in your argument.

- **Debate 8-2 Components of Working Capital**

In the following debate, take the position of an investor who wants to evaluate the liquidity of a company.

*Team Debate:*

Team 1: Argue for including inventory, prepaids, and deferrals in working capital.

Team 2: Argue against including inventory, prepaids, and deferrals in working capital.

- **Debate 8-3 Capitalization versus Expense**

Entre Preneur found a site for his new haute cuisine restaurant. The site has a vacant gasoline station. He purchased the property for \$900,000 and had the station demolished at a cost of \$30,000. A government regulation required that he spend \$40,000 to remove and dispose of three underground tanks and \$30,000 to refine the soil. The restaurant was constructed for \$1,800,000. Avoidable interest during construction totaled \$22,000.

*Team Debate:*

Team 1: Present arguments for capitalizing all of the above costs. Your arguments should use the conceptual framework definitions and concepts.

Team 2: Criticize capitalization of the cost to remove the tanks and refine the soil and the capitalization of interest during construction. Do they provide added service potential? Your arguments should use the conceptual framework definitions and concepts.

## CHAPTER 9

# Long-Term Assets I: Property, Plant, and Equipment

The evolution of the circulating and noncirculating capital distinction of assets and liabilities into the working capital concept has been accompanied by the separate classification and disclosure of long-term assets. In this chapter we examine one of the categories of long-term assets: property, plant, and equipment. Long-term investments and intangibles are discussed in Chapter 10.

### **Property, Plant, and Equipment**

The items of property, plant, and equipment generally are a major source of future service potential to the enterprise. These assets represent a significant commitment of economic resources for companies in capital-intensive industries, such as Ford in the automobile manufacturing industry, Boeing in the airplane manufacturing industry, and ExxonMobil in the oil exploration and refining industry. Such companies can have as much as 75 percent of their total assets invested in property, plant, and equipment. The valuation of property, plant, and equipment assets is of interest to users of financial statements because it indicates the physical resources available to the firm and can also give some indication of future liquidity and cash flows. These valuations are particularly important in capital-intensive industries because property, plant, and equipment constitutes a major component of the company's total assets. The objectives of plant and equipment accounting are as follows:

1. Reporting to investors on stewardship
2. Accounting for the use and deterioration of plant and equipment
3. Planning for new acquisitions, through budgeting



4. Supplying information for taxing authorities
5. Supplying rate-making information for regulated industries

## Accounting for Cost

Many businesses commit substantial corporate resources to acquire property, plant, and equipment. Investors, creditors, and other users rely on accountants to report the extent of corporate investment in these assets. The initial investment, or cost to the enterprise, represents the sacrifice of resources given up in the past to accomplish future objectives. Traditionally, accountants have placed a great deal of emphasis on the principle of objective evidence to determine the initial valuation of long-term assets. Cost (the economic sacrifice incurred) is the preferred valuation method used to account for the acquisition of property, plant, and equipment because, as discussed in Chapter 5, cost is more reliable and verifiable than other valuation methods such as discounted present value, replacement cost, or net realizable value. There is also a presumption that the agreed-upon purchase price represents the future service potential of the asset to the buyer in an arm's-length transaction.

Despite the reliability and verifiability of the purchase price as the basis for initially recording property, plant, and equipment, the assignment of cost to individual assets is not always as uncomplicated as might be expected. When assets are acquired in groups, when they are self-constructed, when they are acquired in nonmonetary exchanges, when property contains assets that are to be removed, or when there are expected future costs associated with decommissioning an asset, certain accounting issues arise. These issues are discussed in the following sections.

### Group Purchases

When a group of assets is acquired for a lump-sum purchase price, such as the purchase of land, buildings, and equipment for a single purchase price, the total acquisition cost must be allocated to the individual assets so that an appropriate amount of cost can be charged to expense as the service potential of the individual assets expires. The most common, though arbitrary, solution to this allocation problem has been to assign the acquisition cost to the various assets on the basis of the weighted average of their respective appraisal values. Where appraisal values are not available, the cost assignment may be based on the relative carrying values on the seller's books. Because no evidence exists that either of these values is the relative value to the purchaser, assignment by either of these procedures would seem to violate the objectivity principle, but the use of these methods is usually justified on the basis of expediency and the lack of acceptable alternative methods.

### Self-Constructed Assets

Self-constructed assets give rise to questions about the proper components of cost. Although it is generally agreed that all expenses directly associated with the construction process should be included in the recorded cost of the asset (material, direct labor, etc.), there are controversial issues regarding the assignment of fixed overhead and the capitalization of interest. The fixed-overhead issue has two aspects: (1) should any fixed overhead be allocated? and (2) if so, how much fixed overhead should be allocated? This problem has further ramifications. If

a plant is operating at less than full capacity and fixed overhead is assigned to a self-constructed asset, charging the asset with a portion of the fixed overhead will cause the profit margin on all other products to increase during the period of construction. Three approaches are available to resolve this issue:

1. Allocate no fixed overhead to the self-construction project.
2. Allocate only incremental fixed overhead to the project.
3. Allocate fixed overhead to the project on the same basis as it is allocated to other products.

Some accountants favor the first approach. They argue that the allocation of fixed overhead is arbitrary and therefore only direct costs should be considered. Nevertheless, the prevailing opinion is that the construction of the asset required the use of some amount of fixed overhead; thus, fixed overhead is a proper component of cost. Consequently, no allocation is seen as a violation of the historical cost principle.

When the production of other products has been discontinued to produce a self-constructed asset, allocation of the entire amount of fixed overhead to the remaining products will cause reported profits on these products to decrease. (The same amount of overhead is allocated to fewer products.) Under these circumstances, the third approach seems most appropriate. On the other hand, it seems unlikely that an enterprise would discontinue operations of a profitable product to construct productive facilities except in unusual circumstances.

When operations are at less than full capacity, the second approach is the most logical. The decision to build the asset was probably connected with the availability of idle facilities. Increasing the profit margin on existing products by allocating a portion of the fixed overhead to the self-construction project will distort reported profits.

A corollary to the question of fixed overhead allocation is the issue of the capitalization of interest charges during the period of the construction of the asset. During the construction period, extra financing for materials and supplies will undoubtedly be required, and these funds are often obtained from external sources. The central question is the advisability of capitalizing the cost associated with the use of these funds. Some accountants have argued that interest is a financing rather than an operating charge and should not be charged against the asset. Others have noted that if the asset were acquired from outsiders, interest charges would undoubtedly be part of the cost basis to the seller and would be included in the sales price. In addition, public utilities normally capitalize both actual and implicit interest (when their own funds are used) on construction projects because future rates are based on the costs of services. Charging existing products for the expenses associated with a separate decision results in an improper matching of costs and revenues. Therefore, a more logical approach is to capitalize incremental interest charges during the construction period. Once the new asset is placed in service, interest is charged against operations.

The misapplication of this theory resulted in abuses during the early 1970s, when many companies adopted the policy of capitalizing all interest costs. However, in 1974 the SEC established a rule preventing this practice.<sup>1</sup> In 1979, the

1. *Accounting Series Release No. 163*, "Capitalization of Interest by Companies Other Than Public Utilities" (Washington, DC: Securities and Exchange Commission, 1974).

FASB issued *SFAS No. 34*, “Capitalization of Interest Costs”<sup>2</sup> (see FASB ASC 835-20). In this release, the FASB maintained that interest should be capitalized only when an asset requires a period of time to be prepared for its intended use.

The primary objective of the guidance contained at FASB ASC 835-20 is to recognize interest cost as a significant part of the historical cost of acquiring an asset. The criteria for determining whether an asset qualifies for interest capitalization are that the asset must not yet be ready for its intended purpose, and it must be undergoing activities necessary to get it ready. Qualified assets are defined as (1) assets that are constructed or otherwise produced for an enterprise’s own use and (2) assets intended for sale or lease that are constructed or otherwise produced as discrete projects. The FASB ASC 835-20-15-6 guidance excludes interest capitalization for inventories that are routinely manufactured or otherwise produced in large quantities on a repetitive basis. Assets that are in use or are not being readied for use are also excluded.

An additional issue addressed is the determination of the proper amount of interest to capitalize. The FASB ASC 835-20-30 guidance indicates that the amount of interest to be capitalized is the amount that could have been avoided if the asset had not been constructed. Two interest rates may be used: the weighted average rate of interest charges during the period and the interest charge on a specific debt instrument issued to finance the project. The amount of avoidable interest is determined by applying the appropriate interest rate to the average amount of accumulated expenditures for the asset during the construction period. The specific interest is applied first; then, if there are additional average accumulated expenditures, the average rate is applied to the balance. The capitalized amount is the lesser of the calculated “avoidable” interest and the actual interest incurred. In addition, only actual interest costs on present obligations may be capitalized, not imputed interest on equity funds.

### Removal of Existing Assets

When a firm acquires property containing existing structures that are to be removed, a question arises concerning the proper treatment of the cost of removing these structures. Current practice is to assign removal costs less any proceeds received from the sale of the assets to the land, because these costs are necessary to put the site in a state of readiness for construction.

### Assets Acquired in Noncash Transactions

In addition to cash transactions, assets may also be acquired by trading equity securities, or one asset may be exchanged in partial or full payment for another (trade-in). When equity securities are exchanged for assets, the cost principle dictates that the recorded value of the asset is the amount of consideration given. This amount is usually the market value of the securities exchanged. If the market value of the securities is not determinable, cost should be assigned to the property on the basis of its fair market value. This procedure is a departure from the cost principle and can be viewed as an example of the use of replacement cost in current practice.

When assets are exchanged—for example, in trade-ins—additional complications arise. Accountants have long argued the relative merits of using the fair market value versus the book value of the exchanged asset. In 1973, the APB

2. Financial Accounting Standards Board, *Statement of Financial Accounting Standards No. 34*, “Capitalization of Interest Costs” (Stamford, CT: FASB, 1979), para. 9.

released *Opinion No. 29*, “Accounting for Nonmonetary Transactions” (see FASB ASC 845), which maintains that fair value should (generally) be used as the basis of accountability.<sup>3</sup> Therefore the cost of an asset acquired in a straight exchange for another asset is the fair market value of the surrendered asset.

This general rule was originally subject to one exception. The original APB guidance stated that exchanges should be recorded at the book value of the asset given up when the exchange is not the culmination of the earning process. Two examples of exchanges that do not result in the culmination of the earning process were defined as follows:

1. Exchange of a *product or property held for sale* in the ordinary course of business (inventory) for a product or property to be sold in the same line of business to facilitate sales to customers other than parties to the exchange
2. Exchange of a *productive asset* not held for sale in the ordinary course of business for a *similar* productive asset or an equivalent interest in the same or similar productive asset<sup>4</sup>

That is, if the exchanged assets were dissimilar, the presumption was to be that the earning process was complete, and the acquired asset was recorded at the fair value of the asset exchanged including any gain or loss. This requirement existed for straight exchanges and for exchanges accompanied by cash payments (also known as *boot*). For example, if Company G exchanges cash of \$2,000, and an asset with a book value of \$10,000 and a fair market value of \$13,000, for a dissimilar asset, a gain of \$3,000 should be recognized ( $\$13,000 - \$10,000$ ), and the new asset is recorded at \$15,000.

On the other hand, accounting for the exchange of *similar productive assets* originally took a somewhat different form. According to the original provisions of *APB Opinion No. 29*, losses on the exchange of similar productive assets are always recognized in their entirety whether or not boot (cash) is involved. However, gains were never recognized unless boot was received. In 2004, the FASB issued *SFAS No. 153*, “Exchanges of Nonmonetary Assets—An Amendment of APB Opinion No. 29”<sup>5</sup> (see FASB ASC 845-10). This amendment eliminated the exception for nonmonetary exchanges of similar productive assets and replaced it with a general exception for exchanges of nonmonetary assets that do not have commercial substance. A nonmonetary exchange has commercial substance if the future cash flows of the entity are expected to change significantly as a result of the exchange. For these exchanges, the book value of the asset exchanged is to be used to measure the asset acquired in the exchange. Thus, no gains are to be recognized; however, a loss should be recognized if the fair value of the asset exchanged is less than its book value (i.e., an impairment is evident). The resulting amount initially recorded for the acquired asset is equal to the book value of the exchanged asset (adjusted to its fair value, when there is an apparent impairment) plus or minus any cash (boot) paid or received.

3. Accounting Principles Board, *APB Opinion No. 29*, “Accounting for Nonmonetary Transactions” (New York: AICPA, 1973).

4. *Ibid.*, para. 21.

5. Financial Accounting Standards Board, *Statement of Financial Accounting Standards No. 153*, “Exchanges of Nonmonetary Assets an Amendment of APB Opinion No. 29” (Norwalk, CT: FASB, 2004).

### Donated and Discovery Values

Corporations sometimes acquire assets as gifts from municipalities, local citizens' groups, or stockholders as inducements to locate facilities in certain areas. For example, in 1992 the BMW automobile company announced it would build a plant in the Greenville–Spartanburg area of South Carolina after the state offered several incentives, including \$70.7 million in reduced property taxes, \$25 million to buy land for the plant and lease it to BMW for \$1 per year, and \$40 million to lengthen the local airport runway so that it could accommodate wide-body cargo aircraft. The cost principle holds that the recorded values of assets should be equal to the consideration given in return, but because donations are nonreciprocal transfers, strict adherence to this principle will result in a failure to record donated assets at all. On the other hand, failure to report values for these assets on the balance sheet is inconsistent with the full-disclosure principle.

Previous practice required donated assets to be recorded at their fair market values, with a corresponding increase in an equity account termed *donated capital*. Recording donated assets at fair market values is defended on the grounds that if the donation had been in cash, the amount received would have been recorded as donated capital, and the cash could have been used to purchase the asset at its fair market value.

*SFAS No. 116* (see FASB ASC 605-10-15-3) requires that the inflow of assets from a donation be considered revenue (not donated capital).<sup>6</sup> If so, the fair market value of the assets received represents the appropriate measurement. However, the characterization of donations as revenues may be flawed. According to *SFAC No. 6*, revenues arise from the delivery or production of goods and the rendering of services. If the contribution is a nonreciprocal transfer, then it is difficult to see how revenue has been earned. Alternatively, it may be argued that the inflow represents a gain. This latter argument is consistent with the conceptual framework definition of a gain as resulting from peripheral or incidental transactions and with the definition of comprehensive income as the change in net assets resulting from nonowner transactions. Under this approach, the asset and gain would be recorded at the fair market value of the asset received, thereby allowing full disclosure of the asset in the balance sheet.

Similarly, valuable natural resources may be discovered on property subsequent to its acquisition, and the original cost might not provide all relevant information about the nature of the property. In such cases, the cost principle is modified to account for the appraisal increase in the property. A corresponding increase is reported as an unrealized gain in accumulated other comprehensive income. An alternative practice consistent with the conceptual framework definition of comprehensive income would be to recognize the appraisal increase as a gain.

## Financial Analysis of Property, Plant, and Equipment

In Chapter 6 we discussed analyzing a company's profitability by computing the return-on-assets (ROA) ratio. The sustainability of earnings is a major consideration in this process. For capital-intensive companies, a large portion of their asset

6. Financial Accounting Standards Board, *Statement of Financial Accounting Standards No. 116*, "Accounting for Contributions Received and Contributions Made" (Stamford, CT: FASB, 1993), para. 8.

base is investments in property, plant, and equipment, and a major question for investors analyzing such companies concerns their asset replacement policy. A company that has a large investment in property, plant, and equipment and that fails to systematically replace those assets generally reports an increasing return on assets over the useful life of its asset base. This occurs because the ROA denominator decreases by the amount of the company's annual depreciation expense, resulting in an increasing return percentage for stable amounts of earnings. In addition, the general pattern of rising prices tends to increase the selling price of the company's product, resulting in a further upward bias for the ROA percentage.

An examination of a company's investing activity helps in analyzing the earnings sustainability of its ROA percentage. For example, Hershey's statement of cash flows, contained in Chapter 7, reveals that the company acquired \$323,961,000 and \$179,538,000 of property, plant, and equipment assets in 2011 and 2010, respectively. These amounts are 9.0 percent and 5.3 percent, respectively, of the gross property, plant, and equipment assets. Tootsie Roll's statement of cash flows reveals that the company acquired approximately \$16,351,000 and \$12,813,000 of property, plant, and equipment assets in 2011 and 2010, respectively, amounting to 3.3 percent and 2.9 percent of the purchase price of its property, plant, and equipment assets. Both of these computations provide evidence that the companies' ROA percentages are not being distorted by a failure to systematically replace their long-term assets.

## Cost Allocation

Capitalizing the cost of an asset implies that the asset has future service potential. Future service potential indicates that the asset is expected to generate or be associated with future resource flows. As those flows materialize, the matching concept (discussed in Chapter 5) dictates that certain costs no longer have future service potential and should be charged to expense during the period the associated revenues are earned. Because the cost of property, plant, and equipment is incurred to benefit future periods, it must be spread, or allocated, to the periods benefited. The process of recognizing, or spreading, cost over multiple periods is termed *cost allocation*. For items of property, plant, and equipment, cost allocation is referred to as *depreciation*. As the asset is depreciated, the cost is said to expire—that is, it is expensed (see Chapter 5 for a discussion of the process of cost expiration).

As discussed earlier, balance sheet measurements should theoretically reflect the future service potential of assets at a moment in time. Accountants generally agree that cost reflects future service potential at acquisition. However, in subsequent periods, expectations about future resource flows can change. Also, the discount rate used to measure the present value of the future service potential can change. As a result, the asset may still be useful, but because of technological changes, its future service potential at the end of any given period might differ from what was originally anticipated. Systematic cost allocation methods do not attempt to measure changes in expectations or discount rates. Consequently, no systematic cost-allocation method can provide balance sheet measures that consistently reflect future service potential.

The historical cost-accounting model currently dominant in accounting practice requires that the costs incurred be allocated in a systematic and rational manner. Thomas, who conducted an extensive study of cost allocation, concluded



that all allocation is based on arbitrary assumptions and that no one method of cost allocation is superior to another.<sup>7</sup> At the same time, it cannot be concluded that the present accounting model provides information that is not useful for investor decision making. A number of studies document an association between accounting income numbers and stock returns. This evidence implies that historical cost-based accounting income, which employs cost-allocation methods, has information content (see Chapter 4 for further discussion of this issue).

## Depreciation

Once the appropriate cost of an asset has been determined, the reporting entity must decide how to allocate its cost. At one extreme, the entire cost of the asset could be expensed when the asset is acquired; at the other extreme, cost could be retained in the accounting records until disposal of the asset, when the entire cost would be expensed. However, neither of these approaches provides a satisfactory measure of periodic income, because cost expiration would not be allocated to the periods in which the asset is in use and thus would not satisfy the matching principle. Thus the concept of depreciation was devised in an effort to satisfy the need to allocate the cost of property, plant, and equipment over the periods that receive benefit from use of long-term assets.

The desire of financial statement users to receive periodic reports on the result of operations necessitated allocating asset cost to the periods receiving benefit from the use of assets classified as property, plant, and equipment. Because depreciation is a form of cost allocation, all depreciation concepts are related to some view of income measurement. A strict interpretation of the FASB's comprehensive income concept would require that changes in service potential be recorded in income. Economic depreciation has been defined as the change in the discounted present value of the items of property, plant, and equipment during a period. If the discounted present value measures the service potential of the asset at a point in time, the change in service potential interpretation is consistent with the economic concept of income.

As discussed in Chapter 5, recording cost expirations by the change in service potential is a difficult concept to operationalize. Consequently, accountants have adopted a transactions view of income determination, in which they see income as the end result of revenue recognition according to certain criteria, coupled with the appropriate matching of expenses with those revenues. Thus most depreciation methods emphasize the matching concept, and little attention is directed to balance sheet valuation. Depreciation is typically described as a process of systematic and rational cost allocation that is not intended to result in the presentation of asset fair value on the balance sheet. This point was first emphasized by the Committee on Terminology of the AICPA as follows:

Depreciation accounting is a system of accounting which aims to distribute the cost or other basic value of tangible capital assets, less salvage value (if any), over the estimated useful life of the unit (which may be a group of assets) in a systematic and rational manner. It is a process of allocation, not valuation.<sup>8</sup> [See FASB ASC 360-10-35-4.]

7. Arthur L. Thomas, "The Allocation Problem in Financial Accounting Theory," *Studies in Accounting Research* No. 3 (Evanston, IL: American Accounting Association, 1969).

8. *Accounting Terminology Bulletin* No. 1, "Review and Resume" (New York: AICPA, 1953), ch. 9C, para. 5.

The AICPA's view of depreciation is particularly important to an understanding of the difference between accounting and economic concepts of income, and it also provides insight into many misunderstandings about accounting depreciation. Economists see depreciation as the decline in the real value of assets. Other individuals believe that depreciation charges and the resulting accumulated depreciation provide the source of funds for future replacement of assets. Still others have suggested that business investment decisions are influenced by the portion of the original asset cost that has been previously allocated. Accordingly, new investments cannot be made, because the old asset has not been fully depreciated. These views are not consistent with the stated objective of depreciation for accounting purposes. Moreover, we do not support the view that business decisions should be affected by accounting rules. In the following section, we examine the accounting concept of depreciation more closely.

### The Depreciation Process

The depreciation process for long-term assets comprises three separate factors:

1. Establishing the depreciation base
2. Estimating the useful service life
3. Choosing a cost-apportionment method

**Depreciation Base** The depreciation base is the portion of the cost of the asset that should be charged to expense over its expected useful life. Because cost represents the future service potential of the asset embodied in future resource flows, the theoretical depreciation base is the present value of all resource flows over the life of the asset, until disposition of the asset. Hence, it should be cost minus the present value of the salvage value. In practice, salvage value is not discounted, and as a practical matter, it is typically ignored. Proper accounting treatment requires that salvage value be taken into consideration. For example, rental car agencies normally use automobiles for only a short period; the expected value of these automobiles at the time they are retired from service would be material and should be considered in establishing the depreciation base.

**Useful Service Life** The useful service life of an asset is the period of time the asset is expected to function efficiently. Consequently, an asset's useful service life may be less than its physical life, and factors other than wear and tear should be examined to establish the useful service life.

Various authors have suggested possible obsolescence, inadequacy, supersession, and changes in the social environment as factors to be considered in establishing the expected service life. For example, jet airplanes have replaced most of the airlines' propeller-driven planes, and ecological factors have caused changes in manufacturing processes in the steel industry. Estimating such factors requires a certain amount of clairvoyance—a quality difficult to acquire.

**Depreciation Methods** Most of the controversy in depreciation accounting revolves around the question of the appropriate method that should be used to allocate the depreciation base over its estimated service life. Theoretically, the expired cost of the asset should be related to the value received from the asset in each period; however, it is extremely difficult to measure these amounts. Accountants



have, therefore, attempted to estimate expired costs by other methods—namely, straight line, accelerated, and units of activity.

**Straight Line** The straight-line method allocates an equal portion of the depreciable cost of an asset to each period the asset is used. Straight-line depreciation is often justified on the basis of the lack of evidence to support other methods. Because it is difficult to establish evidence that links the value received from an asset to any particular period, the advocates of straight-line depreciation accounting argue that other methods are arbitrary and therefore inappropriate. Use of the straight-line method implies that the asset is declining in service potential in equal amounts over its estimated service life.

**Accelerated** The sum-of-the-year's-digits and the fixed-percentage-of-declining-base (declining balance) are the most commonly encountered methods of accelerated depreciation.<sup>9</sup> These methods result in larger charges to expense in the earlier years of asset use, although little evidence supports the notion that assets actually decline in service potential in the manner suggested by these methods. Advocates contend that accelerated depreciation is preferred to straight-line depreciation, because as the asset ages, the smaller depreciation charges are associated with higher maintenance charges. The resulting combined expense pattern provides a better matching against the associated revenue stream. Accelerated depreciation, methods probably give balance sheet valuations that are closer to the actual value of the assets in question than straight-line methods do, because most assets lose their value more rapidly during the earlier years of use. But because depreciation accounting is not intended to be a method of asset valuation, this factor should not be viewed as an advantage of using accelerated depreciation methods.

**Units of Activity** When assets (e.g., machinery) are used in the actual production process, it may be possible to determine an activity level, such as the total expected output to be obtained from these assets. Depreciation may then be based on the number of units of output produced during an accounting period. The activity measures of depreciation assume that each product produced during the asset's existence receives the same amount of benefit from the asset. This assumption may or may not be realistic. In addition, care must be exercised in establishing a direct relationship between the measurement unit and the asset. For example, when direct labor hours are used as a measure of the units of output, a decline in productive efficiency in the later years of the asset's use can cause the addition of more direct labor hours per product, which would result in charging more cost per unit.

### Disclosure of Depreciation Methods

Most U.S. companies use straight-line depreciation, as shown by the 2010 edition of *Accounting Trends and Techniques*, which reported that 488 of the 600 firms surveyed used straight-line depreciation for at least some of their assets.<sup>10</sup> Both

9. Since 1954, the Internal Revenue Code has specified various accelerated depreciation methods to be used to determine taxable income. The current acceptable method to use is termed the Modified Accelerated Cost Recovery System. This method is not acceptable for financial reporting purposes (see FASB ASC 360-10-35-9).

10. AICPA. Michael C Calederisi, ed., *Accounting Trends and Techniques*, 64th ed. (New York: AICPA, 2010).

Hershey and Tootsie Roll use straight-line depreciation for financial reporting purposes. The following is excerpted from Tootsie Roll's summary of significant accounting policies:

**Property, plant and equipment:**

Depreciation is computed for financial reporting purposes by use of the straight-line method based on useful lives of 20 to 35 years for buildings and 5 to 20 years for machinery and equipment. Depreciation expense was \$19,229, \$18,279 and \$17,862 in 2011, 2010 and 2009, respectively (\$000 omitted).

## Capital and Revenue Expenditures

The initial purchase and installation of plant and equipment does not necessarily eliminate additional expenditures associated with these assets. Almost all productive facilities require periodic maintenance that should be charged to current expense. The cost of the asset to the enterprise includes the initial cost plus all costs associated with keeping the asset in working order. However, if additional expenditures give rise to an increase in future service potential, these expenditures should not be charged to current operations. Expenditures that increase future service potential should be added to the remaining unexpired cost of the asset and be charged to expense over the estimated remaining period of benefit.

In most cases, the decision to expense or capitalize plant and equipment expenditures subsequent to acquisition is fairly simple and is based on whether the cost incurred is "ordinary and necessary" or "prolongs future life." But often this decision becomes more complicated, and additional rules have been formulated that assist in determining whether an expenditure should be recorded as a capital improvement. If the asset's life is increased, the efficiency provided is increased, or if output is increased, its service potential has increased, and the cost of an expenditure should be capitalized and written off over the expected period of benefit. All other expenditures made subsequent to acquisition should be expensed as incurred.

## Recognition and Measurement Issues

Accounting depreciation methods are objective because they use historical cost. Moreover, once the method is selected, the resulting depreciation charges are generally reliable. Nevertheless, all accounting depreciation methods have similar recognition and measurement problems. Given that fixed assets are intended to provide service potential over multiple future years, each cost-allocation method requires estimates of salvage value and useful life, and given the rapidly changing competitive environment, revisions of these estimates may be required each accounting period.

One can argue that accounting depreciation methods do not provide relevant information for users. Users desire information that is useful in predicting future cash flows. Users are also aware that management makes a decision each period either to reinvest in available long-term assets or to replace existing long-term assets with new ones. Consequently, a current-value approach to depreciation may be more consistent with investors' needs.

Using a current-value balance sheet approach to report depreciation would require knowledge of the reinvestment value of each long-term asset at the end of each accounting period. Such a determination may be impracticable or even impossible. The assets in question may be old, or they may be so specialized that

there is no readily determinable market value. Alternative discounted present-value techniques require estimates of future cash flows that may be unreliable, and appraisal values may not be realistic. Hence, there is no simple answer to the determination of the most appropriate approach to depreciation. This determination depends, to a large extent, on an individual's perception of the necessary tradeoff between relevance and reliability.

### Impairment of Value

The *SFAC No. 6* definition of assets indicates that assets have future service potential and consequently value to the reporting entity. Having future service potential implies that the asset is expected to generate future cash flows. When the present value of future cash flows decreases, the value of the asset to the firm declines. If the decline in value over the life of the asset is greater than the accumulated depreciation charges, the book value of the asset is overstated, and the value of the asset is said to be impaired. Yet accountants have been reluctant to apply the lower of cost or market (LCM) rule to account for property, plant, and equipment.

The FASB, noting divergent practices in the recognition of impairment of long-lived assets, originally issued *SFAS No. 121*,<sup>11</sup> now superseded, which addressed the matter of when to recognize the impairment of long-lived assets and how to measure the loss. This release ignored current value as a determinant of impairment. Rather, it stated that impairment occurs when the carrying amount of the asset is not recoverable. The recoverable amount is defined as the sum of the future cash flows expected to result from use of the asset and its eventual disposal. Under this standard, companies were required to review long-lived assets (including intangibles) for impairment whenever events or changes in circumstances indicate that book value might not be recoverable. Examples indicating potential impairment included the following:

1. A significant decrease in the market value of an asset
2. A significant change in the extent or manner in which an asset is used
3. A significant adverse change in legal factors or in business climate that affects the value of assets
4. An accumulation of significant costs in excess of the amount originally expended to acquire or construct an asset
5. A projection or forecast that demonstrates a history of continuing losses associated with the asset

Although fair value was not used to determine impairment, *SFAS No. 121* required that when an impairment occurred, a loss was to be recognized for the difference between the carrying value of an asset and its current value less estimated cost to dispose of the asset. The resulting reduced carrying value of the asset became its new cost basis and was to be depreciated over the remaining useful life of the asset.

In 2001, the FASB issued *SFAS No. 144*, "Accounting for the Impairment or Disposal of Long-Lived Assets"<sup>12</sup> (see FASB ASCs 360-10-35-15 to 49). The FASB

11. Financial Accounting Standards Board, *Statement of Financial Accounting Standards No. 121*, "Accounting for the Impairment of Long-Lived Assets to Be Disposed Of" (Stamford, CT: FASB, 1995).

12. Financial Accounting Standards Board, *Statement of Financial Accounting Standards No. 144*, "Accounting for the Impairment or Disposal of Long-Lived Assets" (Norwalk, CT: FASB, 2001).

stated that the new standard was issued because *SFAS No. 121* did not address accounting for a segment of a business accounted for as a discontinued operation, as originally required by *APB Opinion 30*. Consequently, two accounting models existed for disposing of long-lived assets. The Board decided to establish a single accounting model, based on the framework established in *SFAS No. 121*, for long-lived assets to be disposed of by sale.

The guidance at FASB ASC 360-10-40 applies to all dispositions of long-term assets; however, it excludes current assets, intangibles, and financial instruments because they are covered in other releases. According to its provisions, assets are to be classified as follows:

1. Long-term assets held and used
2. Long-lived assets to be disposed of other than by sale
3. Long-lived assets to be disposed of by sale

Long-term assets held and used are to be tested for impairment using the original *SFAS No. 121* criteria if events suggest there may have been impairment. The impairment is to be measured at fair value by using the present-value procedures outlined in *SFAC No. 7* (see Chapter 2).

To illustrate, consider the following scenario. Baxter Company owns a manufacturing facility with a carrying value of \$80 million that is tested for recoverability.<sup>13</sup> Two courses of action are under consideration—sell in two years, or sell at the end of its remaining useful life of 10 years. The company develops the probability of a range of possible estimated future cash flows for each possibility, considering various future sales levels and future economic conditions as follows.

Course of Action	Cash Flow Estimate (000,000)	Probability	Probability-Weighted Cash Flows (000,000)
Sell in 2 years	\$ 76	20%	\$ 15.2
	82	50	41.0
	86	30	25.8
			<u>\$ 82.0</u>
Sell in 10 years	\$ 74	20%	\$ 14.8
	98	50	49.0
	112	30	33.6
			<u>\$ 97.4</u>

Next, the probability of each of the courses of action must be determined. If the probability of the first course of action is 60 percent and the second is 40 percent, the total present value is \$88.2 [(\$82.0 × .6) + (\$97.4 × .4)].

For long-term assets held and used, it might be necessary to review the original depreciation policy to determine if the useful life is still as originally estimated. Next, the assets are grouped at the lowest level for which identifiable cash flows are indepen-

13. This and the following example were adapted from *SFAS No. 144*, Appendix A.

dent of cash flows from other assets and liabilities, and losses are allocated pro rata to the assets in the group. Any losses are disclosed in income from continuing operations.

To illustrate grouping, assume that Alvaraz Company owns a manufacturing facility that is one of the groups of assets that is tested for recoverability. In addition to long-term assets, the asset group includes inventory and other current liabilities not covered by FASB ASC 360. The \$5.5 million aggregate carrying amount of the asset group is not fully recoverable and exceeds its fair value by \$1.2 million. How is the impairment loss allocated?

Asset Group	Carrying Amount (000,000)	Pro Rata	Loss Allocation (000,000)	Adjusted Carrying Value (000,000)
Current assets	\$ 800			\$ 800
Liabilities	(300)			(300)
Long-term assets				
A	1,180	24%	\$ (288)	892
B	1,560	31	(372)	1,188
C	1,900	38	(456)	1,444
D	360	7	(84)	276
Total	<u>\$5,500</u>	<u>100%</u>	<u>\$(1,200)</u>	<u>\$4,300</u>

Long-lived assets to be disposed of other than by sale, such as those to be abandoned, exchanged for a similar productive asset, or distributed to owners in a spin-off, are to be considered held and used until disposed of. Additionally, to resolve implementation issues, the depreciable life of a long-lived asset to be abandoned was to be revised in accordance with the criteria originally established in *APB Opinion No. 20, "Accounting Changes"* (since rescinded).

The accounting treatment for long-lived assets to be disposed of by sale is used for all long-lived assets, whether previously held and used or newly acquired (FASB ASC 360-10-35). That treatment retains the requirement originally outlined in *SFAS No. 121* to measure a long-lived asset classified as held for sale at the lower of its carrying amount or fair value less cost to sell and to cease depreciation (amortization). As a result, discontinued operations are no longer measured on the basis of net realizable value, and future operating losses are no longer recognized before they occur.

In summary, *SFAS No. 144* retained the requirements of *SFAS No. 121* to recognize an impairment loss only if the carrying amount of a long-lived asset is not recoverable from its undiscounted cash flows. This loss is measured as the difference between the carrying amount and fair value of the asset (see FASB ASC 360-10-35-17).

### Accounting for Asset Retirement Obligations

In February 1994, Edison Electric Institute asked the FASB to add a project to its agenda to address accounting for nuclear decommissioning and other similar costs. Later, the FASB issued an exposure draft to include a broader project for all asset retirement obligations. This exposure draft became *SFAS No. 143, "Accounting for Asset Retirement Obligations"*<sup>14</sup> (see FASB ASC 410-20).

14. Financial Accounting Standards Board, *Statement of Financial Accounting Standards No. 143, "Accounting for Asset Retirement Obligations"* (Norwalk, CT: FASB, 2001).

At the time *SFAS No. 143* was issued, the FASB noted that existing practice was inconsistent; consequently, the objective of this release was to provide accounting requirements for all obligations associated with the removal of long-lived assets. FASB ASC 410-20 applies to all entities that face existing legal obligations associated with the retirement of tangible long-lived assets.

FASB ASC 410-20 provides the following definitions associated with the issue:

1. *Asset retirement obligation.* The liability associated with the ultimate disposal of a long-term asset
2. *Asset retirement cost.* The increase in the capitalized cost of a long-term asset that occurs when the liability for an asset retirement obligation is recognized
3. *Retirement.* An other-than-temporary removal of a long-term asset from service by sale, abandonment, or other disposal
4. *Promissory estoppel.* A legal concept holding that a promise made without consideration may be enforced to prevent injustice

For each asset-retirement obligation, a company is required to initially record the fair value (present value) of the liability to dispose of the asset when a reasonable estimate of its fair value is available. Companies are required to use *SFAC No. 7* criteria for recognition of the liability, which is the present value of the asset at the credit-adjusted rate. This amount is defined as the amount a third party with a comparable credit standing would charge to assume the obligation.

Subsequently, the capitalized asset-retirement cost is allocated in a systematic and rational manner as depreciation expense over the estimated useful life of the asset. Additionally, the initial carrying value of the liability is increased each year by use of the interest method using the credit-adjusted rate and is classified as accretion expense and not interest expense. In the event any of the original assumptions change, a recalculation of the obligation and the subsequent associated expenses is to be recorded as a change in accounting estimate.

To illustrate, consider the following example.<sup>15</sup> Gulfshores Oil Company completes construction and places into service an offshore oil platform on January 1, 2013. The company is legally required to dismantle and remove the platform at the end of its useful life, which is estimated to be 10 years. FASB ASC 410-20 requires the company to recognize a liability for an asset-retirement obligation that is capitalized as a part of the asset's cost. The company estimates this liability by using its estimated present value and the following additional information.

1. Labor costs required to dismantle the platform are based on the best estimates of future costs and are assigned the following probabilities:

Cash Flow Estimate	Probability	Expected Cash Flow
\$200,000	.25	\$ 50,000
250,000	.50	125,000
350,000	.25	87,500
		<u>\$262,500</u>

2. Overhead is allocated at 75 percent of labor cost. This amount is based on the company's current overhead application rate.

15. Adapted from *SFAS No. 143*, Appendix C.

3. A contract for removal will include a profit to the contractor. The profit margin is estimated to be 25 percent of labor and overhead.
4. The company wishes to contract now for the asset removal. A contractor normally requires a risk premium to cover future uncertainties. The market risk premium for locking in is assumed to be 5 percent of the inflation-adjusted cash flows.
5. The assumed inflation rate is 2 percent.
6. The risk-free interest rate is 2 percent, and the adjusted credit standing rate is 4 percent.

The initial measurement of the liability is as follows:

	Expected Cash Flow
	<u>1/1/11</u>
Labor costs	\$262,500
Allocated overhead (75%)	196,875
Profit margin	<u>114,844</u>
Expected cash flow before inflation	\$574,219
Inflation adjustment (2% for 10 years)	<u>1,2190</u>
Expected cash flow	\$699,973
Market risk premium (5%)	<u>34,999</u>
Adjusted expected cash flow	\$734,972
Present value (Credit-adjusted rate of 6% for 10 years or 0.5584)	<u><u>\$410,408</u></u>

These calculations result in Gulfshores' recording the following entry on January 1, 2013:

Asset (asset-retirement obligation)	\$410,408	
ARO liability		\$410,408

As a result, the company will record annual depreciation expense of \$41,041 for the next 10 years, and it will increase the value of the ARO liability by 6.0 percent each year:

Year	Beginning Liability Balance	Accretion	Ending Liability Balance
2013	\$410,408	\$24,624	\$435,032
2014	435,032	26,102	461,134
2015	461,134	27,688	488,802
2016	488,802	29,328	518,131
2017	518,131	31,088	549,218
2018	549,218	32,953	582,172
2019	582,172	34,930	617,102
2020	617,102	37,026	654,128
2021	654,128	39,248	693,376
2022	693,376	41,596 <sup>16</sup>	734,972

16. This amount was rounded.



On December 31, 2022, Gulfshores will settle the asset-retirement obligation by using its own workforce at a total cost of \$710,000. It is necessary to compare the settlement cost with the book value of the asset-retirement obligation on the date of retirement to determine if a gain or loss has occurred as follows:

Total costs incurred	\$710,000
ARO liability	<u>734,972</u>
Settlement gain	<u><u>\$ 24,972</u></u>

On the settlement date, the liability is removed from the books, the costs associated with the restoration are recorded, and the gain is recognized.

## International Accounting Standards

The IASB has issued pronouncements on the following issues affecting items of property, plant, and equipment:

1. The overall issues associated with accounting for property, plant, and equipment assets in a revised *IAS No. 16*, “Property, Plant and Equipment”
2. The capitalization of interest costs on acquired assets in *IAS No. 23*, “Borrowing Costs”
3. The accounting treatment for impairment of assets in *IAS No. 36*, “Impairment of Assets”
4. The accounting treatment for provisions for asset retirement obligations in *IAS No. 37*, “Provisions, Contingent Liabilities and Contingent Assets”
5. The accounting treatment for assets held for disposal in *IFRS No. 5*, “Non-Current Assets Held for Sale and Discontinued Operations”
6. Accounting for mineral resources in *IFRS No. 6*, “Exploration for and Evaluation of Mineral Resources”

*IAS No. 16* was originally issued in 1982 and later revised in 2003. The stated objective of *IAS No. 16* is to prescribe the accounting treatment for property, plant, and equipment. The principal issues discussed in *IAS No. 16* are the recognition of assets, the determination of their carrying amounts, and the depreciation charges and impairment losses to be recognized in relation to them. The revised *IAS No. 16* did not change the fundamental approach to accounting for property, plant, and equipment. The Board’s purpose in revising the original standard was to provide additional guidance on selected matters. The revised standard also requires depreciation to be calculated in a manner that more closely resembles the actual decline in service potential of the assets.

*IAS No. 16* indicates that items of property, plant, and equipment should be recognized as assets when it is probable that the future economic benefit associated with these assets will flow to the enterprise and that their cost can be reliably measured. Under these circumstances, the initial measurement of the value of the asset is defined as its cost. Subsequently, the stated preferred treatment is to depreciate the asset’s historical cost; however, an allowed alternative treatment is to periodically revalue the asset to its fair market value. When such revaluations occur, increases in value are to be recorded in stockholders’ equity unless a previously existing reevaluation surplus exists, whereas decreases are recorded as



current-period expenses. In the event a revaluation is undertaken, the statement requires that the entire group of assets to which the revalued asset belongs also be revalued. Examples of groups of property, plant, and equipment assets are land, buildings, and machinery. Finally, the required disclosures for items of property, plant, and equipment include the measurement bases used for the assets, as well as a reconciliation of the beginning and ending balances to include disposals and acquisitions and any revaluation adjustments.

*IAS No. 16* also requires companies to periodically review the carrying amounts of items of property, plant, and equipment to determine whether the recoverable amount of the asset has declined below its carrying amount. When such a decline has occurred, the carrying amount of the asset must be reduced to the recoverable amount, and this reduction is recognized as an expense in the current period. *IAS No. 16* also requires write-ups when the circumstances or events that led to write-downs cease to exist. This treatment contrasts to the requirements of *SFAS No. 144* (see FASB ASC 360-10), which prohibits recognition of subsequent recoveries.

With respect to depreciation, *IAS No. 16* indicated that the periodic charge should be allocated in a systematic basis over the asset's useful life and that the depreciation method selected should reflect the pattern in which the asset's economic benefits are consumed. Finally, the standard requires periodic review of the pattern of economic benefits consumed, and when a change in the pattern of benefits is in evidence, the method of depreciation must be changed to reflect this new pattern of benefits. Such changes in depreciation methods are to be accounted for as changes in accounting principles. This treatment differs substantially from U.S. GAAP, where the depreciation method selected is required only to be systematic and rational, and changes in depreciation methods are allowed only in unusual circumstances.

The major clarifications outlined in the revised *IAS No. 16* were as follows:

1. A components approach is required for depreciation. Under a components approach, each material component of a composite asset with different useful lives or different patterns of depreciation is accounted for separately for the purpose of depreciation and accounting for subsequent expenditure (including replacement and renewal).
2. The acquisition cost of property, plant, and equipment should include the amount of an *IAS No. 37* provision for the estimated cost of dismantling and removing the asset and restoring the site, including both provisions recognized when the asset is acquired and incremental provisions recognized while the asset is used. However, after a provision is recognized, an increase to the provision resulting from accretion of interest or a change in the discount rate will be charged to expense, not added to the asset cost.
3. Accounting for incidental revenue (and related expenses) during construction or development of an asset depends on whether the incidental revenue is a necessary activity in bringing the asset to the location and working condition necessary for it to be capable of operating in the manner intended by management (including those to test whether the asset is functioning properly):
  - a. Net sales proceeds received during activities necessary to bring the asset to the location and working condition necessary for it to be capable of operating properly are deducted from the cost of the asset.
  - b. Revenue and related expenses should be separately recognized for operations that occur in connection with construction or development of an

asset but that are not necessary to bring the asset to the location and working condition necessary for it to be capable of operating properly.

4. Measurement of residual value is defined as the current prices for assets of a similar age and condition to the estimated age and condition of the asset when it reaches the end of its useful life.
5. Exchanges of similar items of property, plant, and equipment will be recorded at fair value, and gain or loss will be recognized, unless neither the fair value of the asset given up nor the fair value of the asset acquired can be measured reliably, in which case the cost of the acquired asset would be the carrying amount of the asset given up.
6. Subsequent expenditure is added to the carrying amount of an asset only if the expenditure increases the asset's future economic benefits above those reflected in its most recently assessed level of performance.

*IAS No. 23* was first issued in 1984 and later amended in 2007. The stated purpose of *IAS No. 23* is to prescribe the accounting treatment for borrowing costs, which include interest on bank overdrafts and borrowings, amortization of discounts or premiums on borrowings, amortization of ancillary costs incurred in the arrangement of borrowings, finance charges on finance leases, and exchange differences on foreign currency borrowings where they are regarded as an adjustment to interest costs.

The original standard allowed companies to choose between two methods of accounting for borrowing costs. Under the benchmark treatment, companies were required to recognize interest costs in the period in which they were incurred. Under the allowed alternative treatment, interest costs that are directly attributable to the acquisition, construction, or production of a qualifying asset are capitalized as part of that asset. The interest costs that were to be capitalized were the costs that could be avoided if the expenditure for the qualifying asset had not been made.

In 2007, the IASB revised *IAS No. 23* as a result of its joint short-term convergence project with the FASB to reduce differences between IFRSs and U.S. GAAP. This revision removed a major difference between the original pronouncement and *SFAS No. 34*. The main change in the revised *IAS No. 23* is the removal of the option of immediately recognizing all borrowing costs as an expense, which was previously the benchmark treatment. The revised standard requires that an entity capitalize borrowing costs directly attributable to the acquisition, construction, or production of a qualifying asset as part of the cost of that asset, which was a permitted alternative treatment under the original *IAS No. 23*.

The purpose of *IAS No. 36* is to make sure that assets are carried at no more than their recoverable amount and to define how the recoverable amount is calculated. *IAS No. 36* requires an impairment loss to be recognized whenever the recoverable amount of an asset is less than its carrying amount (its book value). The recoverable amount of an asset is the higher of its net selling price and its value in use. Both are based on present-value calculations.

The following definitions are of importance in applying *IAS No. 36*:

- *Impairment*: An asset is impaired when its carrying amount exceeds its recoverable amount.
- *Carrying amount*: The amount at which an asset is recognized in the balance sheet after deducting accumulated depreciation and accumulated impairment losses.

- *Recoverable amount*: The higher of an asset's fair value less costs to sell (sometimes called net selling price) and its value in use.
- *Fair value*: The amount obtainable from the sale of an asset in an arm's length transaction between knowledgeable, willing parties.
- *Value in use*: The discounted present value of the future cash flows expected to arise from
  - The continuing use of an asset, and from
  - Its disposal at the end of its useful life

*IAS No. 36* indicates that an impairment loss should be recognized as an expense in the income statement for assets carried at cost and treated as a revaluation decrease for assets carried at a revalued amount. An impairment loss should be reversed (and income recognized) when there has been a change in the estimates used to determine an asset's recoverable amount since the last impairment loss was recognized.

In determining value in use, an enterprise should use these two methods:

1. Cash flow projections based on reasonable and supportable assumptions that reflect the asset in its current condition and represent management's best estimate of the set of economic conditions that will exist over the remaining useful life of the asset (estimates of future cash flows should include all estimated future cash inflows and cash outflows, except for cash flows from financing activities and income tax receipts and payments)
2. A pretax discount rate that reflects current market assessments of the time value of money and the risks specific to the asset (the discount rate should not reflect risks for which the future cash flows have been adjusted)

If an asset does not generate cash inflows that are largely independent of the cash inflows from other assets, an enterprise should determine the recoverable amount of the cash-generating unit to which the asset belongs. A cash-generating unit is the smallest identifiable group of assets that generates cash inflows that are largely independent of the cash inflows from other assets or group of assets.

Impairment losses recognized in prior years should be reversed if, and only if, there has been a change in the estimates used to determine recoverable amount since the last impairment loss was recognized. However, an impairment loss should be reversed only to the extent that the reversal does not increase the carrying amount of the asset above the carrying amount that would have been determined for the asset (net of amortization or depreciation) had no impairment loss been recognized. An impairment loss for goodwill should be reversed only if the specific external event that caused the recognition of the impairment loss reverses. A reversal of an impairment loss should be recognized as income in the income statement for assets carried at cost and treated as a revaluation increase for assets carried at revalued amount.

*IAS No. 37* outlines accounting for provisions—that is, liabilities of uncertain timing or amount, together with contingent assets and contingent liabilities. Provisions are to be measured at the best estimate, including risks and uncertainties, of the expenditure required to settle the present obligation, and reflect the present value of expenditures required to settle the obligation where the time value of money is material. The accounting requirements for provisions relating to asset

retirement obligations are similar to those outlined in *SFAS No. 144*. A more complete discussion of *IAS No. 37* is contained in Chapter 11.

*IFRS No. 5* establishes the accounting treatment for discontinued operations and long-term assets held for sale. *IFRS No. 5* achieves substantial convergence with the accounting requirements originally outlined in *SFAS No. 144*, "Accounting for the Impairment or Disposal of Long-Lived Assets," with respect to the definition of discontinued operations, the timing of the classification of operations as discontinued operations and their disclosure.

According to *IFRS No. 5*, a discontinued operation is a component of an entity that either has been disposed of or is classified as held for sale, and

- Represents either a separate major line of business or a geographical area of operations, and
- Is part of a single coordinated plan to dispose of a separate major line of business or geographical area of operations, or
- Is a subsidiary acquired exclusively with a view to resale and the disposal involves loss of control

Discontinued operations are disclosed as a single amount that is composed of the sum of the after-tax profit or loss of the discontinued operation and the after-tax gain or loss recognized by measuring the fair value of the discontinued operations assets.

Under *IFRS No. 5*, assets are classified as held for sale when they are available for immediate sale and their sale is highly probable. The highly probable criterion is satisfied when

- Management is committed to a plan to sell
- The asset is available for immediate sale
- An active program to locate a buyer is initiated
- The sale is highly probable within 12 months of classification as held for sale (subject to limited exceptions)
- The asset is being actively marketed for sale at a sales price reasonable in relation to its fair value
- Actions required to complete the plan indicate that it is unlikely that plan will be significantly changed or withdrawn

The following recognition and measurement principles for held-for-sale assets are contained in *IFRS No. 5*:

1. **At the time of classification as held for sale.** Immediately before the initial classification of the asset as held for sale, the carrying amount of the asset will be measured in accordance with applicable IFRSs.
2. **After classification as held for sale.** Noncurrent assets or disposal groups that are classified as held for sale are measured at the lower of carrying amount and fair value less costs to sell. An impairment loss is recognized in the profit or loss for any initial and subsequent write-down of the asset or disposal group to fair value less costs to sell.
3. **Assets carried at fair value before initial classification.** For such assets, the requirement to deduct costs to sell from fair value will result in an immediate charge to profit or loss.

4. **Subsequent increases in fair value.** A gain for any subsequent increase in fair value less costs to sell of an asset can be recognized in the profit or loss to the extent that it is not in excess of the cumulative impairment loss that has been recognized in accordance with *IFRS No. 5* or previously in accordance with *IAS No. 36*.

Assets classified as held for sale, and the assets and liabilities included within a disposal group classified as held for sale, must be presented separately on the face of the balance sheet and are not depreciated.

The following disclosures are required:

1. Noncurrent assets classified as held for sale and the assets of a disposal group classified as held for sale must be disclosed separately from other assets in the balance sheet.
2. The liabilities of a disposal group classified as held for sale must also be disclosed separately from other liabilities in the balance sheet.
3. There are also several other additional disclosures, including a description of the nature of assets held and the facts and circumstances surrounding the sale.

The IASB has identified accounting for extractive activities as the topic for a future accounting standard; however, no timetable for the project has been set. In the absence of a standard dealing with this topic, there had been concern voiced that entities engaged in extractive activities and adopting IFRSs for the first time in 2005 would encounter difficulties and uncertainty in determining which accounting policies were acceptable using the criteria in *IAS No. 8*, "Accounting Policies, Changes in Accounting Estimates and Errors." Therefore, the principal objective of *IFRS No. 6* is to limit the need for entities to change their existing accounting policies for exploration and evaluation assets. *IFRS No. 6* permits an entity to develop an accounting policy for recognition of exploration and evaluation expenditures as assets without specifically considering the requirements of paragraphs 11 and 12 of *IAS No. 8*, "Accounting Policies, Changes in Accounting Estimates and Errors." Thus, an entity adopting *IFRS No. 6* may continue to use the accounting policies applied immediately before adopting the IFRS. This includes continuing to use recognition and measurement practices that are part of those accounting policies.

Under the provisions of *IFRS No. 6*, exploration and evaluation assets are required to be measured initially at cost. The expenditures to be included in the cost of these assets are determined by the entity as a matter of accounting policy and should be applied consistently. In making this determination, the entity should consider the degree to which the expenditures can be associated with finding specific mineral resources. *IFRS No. 6* cites the following as examples of expenditures that might be included in the initial measurement of exploration and evaluation assets: acquisition of rights to explore; topographical, geological, geochemical, and geophysical studies; exploratory drilling; trenching; sampling; and activities in relation to evaluating the technical feasibility and commercial viability of extracting a mineral resource. Where an entity incurs obligations for removal and restoration as a consequence of having undertaken the exploration for and evaluation of mineral resources, those obligations are to be recognized in accordance with the requirements of *IAS No. 37*, "Provisions, Contingent Liabilities, and Contingent Assets."

After initial recognition, entities can apply either the cost model or the revaluation model to exploration and evaluation assets. Where the revaluation model is selected, the rules of *IAS No. 16* are applied to exploration and evaluation assets classified as tangible assets, and the rules of *IAS No. 38*, “Intangible Assets,” are applied to those classified as intangible assets.

Additionally, because of the difficulty in obtaining the information necessary to estimate future cash flows from exploration and evaluation assets, *IFRS No. 6* modifies the rules of *IAS No. 36* as regards the circumstances in which such assets are required to be assessed for impairment. A detailed impairment test is required in two circumstances:

1. When the technical feasibility and commercial viability of extracting a mineral resource become demonstrable, at which point the asset falls outside the scope of *IFRS No. 6* and is reclassified in the financial statements
2. When facts and circumstances suggest that the asset’s carrying amount could exceed its recoverable amount

Companies applying this standard are required to disclose information that identifies and explains the amounts recognized in their financial statements arising from the exploration for and evaluation of mineral resources. Consequently, the following should be disclosed:

- the entity’s accounting policies for exploration and evaluation expenditures, including the recognition of exploration and evaluation assets; and
- the amounts of assets, liabilities, income and expense, and operating and investing cash flows arising from the exploration for and evaluation of mineral resources.

Additionally, exploration and evaluation assets are to be treated as a separate class of assets for disclosure purposes. The disclosures required by either *IAS No. 16* or *IAS No. 38* should be made, consistent with how the assets are classified.

---

## Cases

---

### • Case 9-1 Donated Assets

The City of Martinsville donated land to Essex Company. The fair value of the land was \$100,000. The land had cost the city \$45,000.

*Required:*

- a. Describe the current accounting treatment for the land. Include in your answer the amount at which the land would be valued by Essex Company and any other income statement or balance sheet effect.
- b. Under the recommendations outlined in *SFAS No. 116* (see FASB ASC 720), the FASB required that donated assets be recorded at fair value and that revenue be recognized equivalent to the amount recorded for a donation.
  - i. Defend the FASB’s position. In your answer, refer to the conceptual framework.

- ii. Criticize the FASB's position. In your answer, refer to the conceptual framework.
- c. Assume that immediately before the donation, Essex had assets totaling \$800,000 and liabilities totaling \$350,000. Compare the financial statement effects of the FASB requirement with previous practice. For example, how would EPS or ratios such as debt to equity be affected?

### • Case 9-2 Purchase of Assets

On October 10, 2013, Mason Engineering Company completed negotiations on a contract for the purchase of new equipment. Under the terms of the agreement, the equipment may be purchased now or Mason may wait until January 10, 2014, to make the purchase. The cost of the equipment is \$400,000. It will be financed by a note bearing interest at the market rate. Straight-line depreciation over a 10-year life will be used for book purposes. A double-declining balance over seven years will be used for tax purposes. (One-half year of depreciation will be taken in the year of purchase regardless of the date of purchase.)

*Required:*

- a. Discuss the financial statement impacts of postponing the purchase of the equipment. Would the market price of the firm's common stock be affected by any or all of these impacts? Do not assume in your discussion that the postponement will affect revenues or any operating costs other than depreciation.
- b. Discuss any cash flow impacts related to postponing the purchase of the equipment.
- c. Efficient markets assume that stockholder wealth is affected by the amount and timing of cash flows. Which alternative is more favorable to them: purchasing before year-end, or waiting until January? Explain your answer.

### • Case 9-3 Depreciation Accounting

Depreciation continues to be one of the most controversial, difficult, and important problem areas in accounting.

*Required:*

- a. Explain the conventional accounting concept of depreciation accounting.
- b. Discuss its conceptual merit with respect to
  - i. The value of the asset
  - ii. The charge(s) to expense
  - iii. The discretion of management in selecting the method
- c. Explain the factors that should be considered when applying the conventional concept of depreciation to the determination of how the value of a newly acquired computer system should be assigned to expense for financial reporting purposes (ignore income tax considerations).
- d. What depreciation methods might be used for the computer system? Describe the advantages and disadvantages of each.



### • Case 9-4 Self-Constructed Assets

Jay Manufacturing, Inc., began operations five years ago producing the probos, a new type of instrument it hoped to sell to doctors, dentists, and hospitals. The demand for probos far exceeded initial expectations, and the company was unable to produce enough probos to meet that demand. Jay was manufacturing probos on equipment it built at the start of its operations, but it needed more efficient equipment to meet demand. Company management decided to design and build the equipment, because no equipment currently available on the market was suitable for producing probos.

In 2014, a section of the plant was devoted to development of the new equipment and a special staff of personnel was hired. Within six months, a machine was developed at a cost of \$170,000 that increased production and reduced labor cost substantially. Sparked by the success of the new machine, the company built three more machines of the same type at a cost of \$80,000 each.

*Required:*

- a. In addition to satisfying a need that outsiders cannot meet within the desired time, what other reasons might cause a firm to construct fixed assets for its own use?
- b. In general, what costs should be capitalized for a self-constructed asset?
- c. Discuss the appropriateness (give pros and cons) of including these charges in the capitalized cost of self-constructed assets:
  - i. The increase in overhead caused by the self-construction of fixed assets
  - ii. A proportionate share of overhead on the same basis as that applied to goods manufactured for sale (consider whether the company is at full capacity)
- d. Discuss the proper accounting treatment of the \$90,000 (\$170,000 – \$80,000) by which the cost of the first machine exceeded the cost of the subsequent machines.

### • Case 9-5 Accounting for Land

Your client found three suitable sites, each having certain unique advantages, for a new plant. To thoroughly investigate the advantages and disadvantages of each site, one-year options were purchased for an amount equal to 5 percent of the contract price of each site. The costs of the options cannot be applied against the contracts. Before the options expire, one of the sites was purchased at the contract price of \$60,000. The option on this site had cost \$3,000. The two options not exercised had cost \$3,500 each.

*Required:*

Present arguments in support of recording the cost of the land at each of the following amounts:

- a. \$60,000
- b. \$63,000
- c. \$70,000



### • Case 9-6 Depreciation Accounting

Property, plant, and equipment (plant assets) generally represent a material portion of the total assets of most companies. Accounting for the acquisition and use of such assets is therefore an important part of the financial reporting process.

*Required:*

- a. Distinguish between revenue and capital expenditures, and explain why this distinction is important.
- b. Briefly define depreciation as used in accounting.
- c. Identify the factors that are relevant in determining the annual depreciation, and explain whether these factors are determined objectively or whether they are based on judgment.
- d. Explain why depreciation is shown as an adjustment to cash in the operations section on the statement of cash flows.

### • Case 9-7 Accounting for Land and Plant Assets

A company may acquire plant assets (among other ways) for cash, on a deferred payment plan, by exchanging other assets, or by a combination of these ways.

*Required:*

- a. Identify six costs that should be capitalized as the cost of the land. For your answer, assume that land with an existing building is acquired for cash and that the existing building is to be removed in the immediate future so that a new building can be constructed on the site.
- b. At what amount should a company capitalize a plant asset acquired on a deferred payment plan?
- c. In general, at what amount should plant assets received in exchange for other nonmonetary assets be recorded? Specifically, at what amount should a company record a new machine acquired by exchanging an older, similar machine and paying cash? Would your answer be the same if cash were received?

### • Case 9-8 Acquisition and Sale of Plant Assets

George Company purchased land for use as its corporate headquarters. A small factory that was on the land when it was purchased was torn down, and before the new building's foundation could be constructed, a substantial amount of rock had to be blasted and removed. Because the office building is set back on the land far from the public road, George had the contractor construct a paved road from the public road to the parking lot of the office building.

Three years after the office building was occupied, George added four stories to the office building. The four stories had an estimated useful life of five years more than the remaining estimated life of the original building.

Ten years later, the land and buildings were sold at an amount more than their net book value, and George had a new office building constructed in another state for use as its new corporate headquarters.

*Required:*

- a. Which of the preceding expenditures should be capitalized? How should each be depreciated or amortized? Discuss the rationale for your answers.
- b. How would the sale of the land and building be accounted for? Include in your answer how to determine the net book value at the date of sale. Discuss the rationale for your answer.

### • Case 9-9 Accounting for Property, Plant, and Equipment

Among the principal topics related to the accounting for the property, plant, and equipment of a company are acquisitions and retirements.

*Required:*

- a. What expenditures should be capitalized when equipment is acquired for cash?
- b. Assume the market value of equipment is not determinable by reference to a similar purchase for cash. Describe how the acquiring company should determine the capitalized cost of equipment purchased by exchanging it for each of the following:
  - i. Bonds having an established market price
  - ii. Common stock not having an established market price
  - iii. Similar equipment not having a determinable market price
- c. Describe the factors that determine whether expenditures relating to property, plant, and equipment already in use should be capitalized.
- d. Describe how to account for the gain or loss on the sale of property, plant, or equipment.

### • Case 9-10 Environmental Costs

Joe Mason acquired land on which he will construct a new restaurant. A chemical plant had once occupied the site. Government regulations require Mason to clean up the chemical residue before building. The cost of the cleanup is material.

*Required:*

- a. Under current GAAP, an asset is charged with historical cost, which includes the purchase price and all costs incident to getting the asset ready for its intended use. Defend the historical cost principle. Use the conceptual framework concepts and definitions in your defense.
- b. How should Joe treat the cost of the cleanup? Is it a land cost, a building cost, or an expense? Explain.

### • Case 9-11 Cost Allocation

Keeping an asset implies reinvestment in the asset. Finance theory is consistent with the notion that reinvestment is at current value, or replacement cost. Such a decision is presumably based on comparing expected future cash flows that will be generated by the asset and the cost of replacing it with a new one that could generate the same or different cash flows.

According to the conceptual framework, the purpose of financial statements is to provide information regarding performance. Investment or reinvestment decisions are a part of that performance. Yet, the historical cost of fixed assets is retained and allocated over subsequent accounting periods.

*Required:*

- a. Present arguments in favor of cost allocation.
- b. Does cost allocation provide relevant information?
- c. Would a current-value approach to measurement of fixed assets be preferable? Why?
- d. Would a current-value approach be consistent with the physical capital maintenance concept? Explain.
- e. What problems and limitations are associated with using replacement cost for fixed assets?

## **FASB ASC Research**

---

For each of the following research cases, search the FASB ASC database for information to address the issues. Copy and paste the FASB paragraphs that support your responses. Then summarize briefly what your responses are, citing the pronouncements and paragraphs used to support your responses.

- **FASB ASC 9-1 Depreciation**

Several pronouncements by authoritative accounting bodies deal with depreciation. List the pronouncements dealing with depreciation. What is the FASB's current definition of depreciation?

- **FASB ASC 9-2 Asset Impairment Obligations**

Several FASB statements dealt with the topic of asset impairments. List the FASB statements that dealt with asset impairments and summarize them. Several EITF documents provide additional guidance on implementing the FASB standards. List the implementation issues discussed in the EITF releases.

- **FASB ASC 9-3 Asset Retirement Obligations**

*SFAS No. 144* dealt with asset retirement obligations. Provide a summary of this statement. Additionally, list the implementation issues addressed by the EITF for asset retirement obligations.

- **FASB ASC 9-4 Disclosure of Depreciation**

The FASB ASC requires the disclosure of certain information pertaining to depreciation. Search the FASB ASC to find these requirements. Cite the appropriate paragraphs and summarize your finding.

- **FASB ASC 9-5 Overhaul Costs in the Airline Industry**

Overhaul costs are a significant aspect of accounting for property, plant, and equipment in the airline industry. Search the FASB ASC to find a definition of overhaul cost in the airline industry. What two methods of accounting for overhaul cost are defined in the FASB ASC? Be sure to cite the appropriate FASB ASC paragraphs.

- **FASB ASC 9-6 Accounting for the Mining Extractive Industry**

The FASB ASC contains guidance on the mining extractive industry.

1. Search the FASB ASC for definitions for the following terms:
  - a. Production phase
  - b. Stripping costs
2. Discuss the accounting treatment for stripping costs.

- **FASB ASC 9-7 Franchise Prematurity Period**

The FASB ASC contains guidance on accounting for franchise assets during the prematurity period. Search the FASB ASC for answers to the following questions:

1. How is the prematurity period defined?
2. How are franchise sizes defined during the prematurity period?
3. How is depreciation expense recorded during the prematurity period?

## Room for Debate

---

- **Debate 9-1 Capitalization of Interest**

According to *SFAS No. 34*, interest on self-constructed assets should be capitalized.

*Team Debate:*

Team 1: Present arguments in favor of capitalizing interest. Tie your arguments to the concepts and definitions found in the conceptual framework.

Team 2: Criticize the provisions of *SFAS No. 34*. Present arguments against capitalizing interest. Tie your arguments to the concepts and definitions found in the conceptual framework. (Finance theory would say that interest is a return to the capital provider, the lender. Finance theory might assist you in your argument.)

- **Debate 9-2 Donated Assets**

Under current GAAP, assets that have been donated to a company are recorded at fair value.

*Team Debate:*

- Team 1: Argue that donated assets should not be reported in a company's balance sheet. Base your arguments on the conceptual framework. You might find the historical cost principle useful in your discussion.
- Team 2: Argue in favor of the current GAAP treatment for donated assets. Base your arguments on the conceptual framework, where appropriate.

## CHAPTER 10

# Long-Term Assets II: Investments and Intangibles

Companies invest in the securities of other business entities for a variety of reasons, such as obtaining additional income, creating desirable relationships with suppliers, obtaining partial or full control over related companies, or adding new products. The decision to classify these investments as long-term rather than as current assets is based on the concept of *managerial intent*. When management intends to use the securities for long-term purposes, they are separately classified on the balance sheet as long-term investments rather than as temporary investments.

As discussed in Chapter 6, the balance sheet category of investments includes investments in equity and debt securities of other business entities, assets not currently in use, and special funds. This chapter discusses investments in equity and debt securities. Detailed discussion of equity investments is to those that do not result in consolidated financial statements. The topic of intangible assets is also addressed.

### Investments in Equity Securities

The term *equity security* is defined in *SFAS No. 115* (see FASB ASC 320-10-20) as

Any security representing an ownership interest in an enterprise (for example, common, preferred, or other capital stock) or the right to acquire (for example, warrants, rights, and call options) or dispose of (for example, put options) an ownership interest in an enterprise at fixed or determinable prices.<sup>1</sup>

1. Financial Accounting Standards Board, *Statement of Financial Accounting Standards No. 115*, "Accounting for Certain Investments in Debt and Equity Securities" (Stamford, CT: FASB, 1993), para. 137.

Equity securities do not include redeemable preferred stock or convertible bonds.

Equity securities may be acquired on an organized stock exchange, over the counter, or by direct sale. In addition, warrants, rights, and options may be attached to other securities (bonds or preferred stock), or they may be received from the issuer, cost-free, to enable the acquiring company or individual investor to maintain its present proportionate share of ownership.<sup>2</sup> The recorded cost of investments in equity securities includes the purchase price of the securities plus any brokerage fees, transfer costs, or taxes on transfer. When equity securities are obtained in a nonmonetary transaction, the recorded cost is based on the fair market value of the consideration given. If the fair market value of the consideration is unavailable, cost is based on the fair market value of the marketable equity security received.

Subsequent to acquisition, six methods of accounting and financial statement presentation are used under current generally accepted accounting principles (GAAP) for the various types of equity securities: (1) consolidation, (2) the equity method, (3) the cost method, (4) fair value accounting under *SFAS No. 115* (see FASB ASC 320), (5) the market value method, and (6) the fair value option under *SFAS No. 159* (see FASB ASC 825-10-10). Except for the fair value option, these methods are not alternatives for recording investments in equity securities. As a general rule, they are applied on the basis of the investee's percentage of ownership, taking into consideration the surrounding circumstances. Each method and the circumstances under which it is applicable are described in the following paragraphs. The fair value option may be selected for all equity investments except those that must be accounted for as consolidations. In addition to the above six accounting methods, we discuss the theoretical merits of another method that was required in the past: lower of cost or market.

## Consolidation

Consolidated financial statements are required when an investor owns enough common stock to obtain control over the investee. *Control* was defined in *SFAS No. 94* as ownership of a majority voting interest (over 50 percent) unless the parent company is precluded from exercising control or unless control is temporary.<sup>3</sup> *Consolidation* requires that at the balance sheet date, the investment account (accounted for during the year under the equity method described below) be replaced by the assets and liabilities of the investee company. In the consolidation process the investee's assets, liabilities, and income statement accounts are consolidated with (added to) those of the controlling parent company. Consolidated financial statements are discussed in detail in Chapter 16.

## The Equity Method

The *equity method* is used when an investor has the ability to significantly influence the financing and operating decisions of an investee, even though that investor

2. Allowing investors to maintain their proportionate share of ownership is one of the basic rights of common stock ownership. This is referred to as the preemptive right.

3. Financial Accounting Standards Board, *Statement of Financial Accounting Standards No. 94*, "Consolidation of All Majority Owned Subsidiaries" (Stamford, CT: FASB, 1988), para. 13.

holds less than 50 percent of the voting stock. Ability to exercise significant influence can be determined in a number of ways, including

- Representation on the board of directors
- Participation in policymaking processes
- Material intercompany transactions
- Interchange of managerial personnel
- Technological dependency
- The percentage of ownership the investor has in relation to other holdings<sup>4</sup>

Under the *equity method*, adjustments are made to the recorded cost of the investment to account for the profits and losses of the investee and for distributions of earnings. These adjustments are based on the investor's percentage of ownership of the investee. For example, if the investee reports a profit, the investor will report as income its pro rata ownership share of the investee profit and simultaneously increase the carrying value of the investment account by the same amount. Conversely, dividends received decrease in the carrying value of the investment account for the amount of the dividend received or receivable. Dividends are not reported as income, because the investor reports the income of the investee as the investee earns it. In other words, under the equity method, dividends are viewed as distributions of accumulated earnings. Because the accumulation of earnings increases the investment account, the distribution of earnings decreases the investment account. Consequently, the investment account represents the investee's equity in the investment.

The Committee on Accounting Procedure (CAP) originally described the equity method<sup>5</sup> in *ARB No. 51*, stating that it is the preferred method to account for unconsolidated subsidiaries.<sup>6</sup> In 1971, the Accounting Principles Board (APB) reported its conclusions on a study of accounting for long-term investments in stocks by issuing *APB Opinion No. 18*, "The Equity Method of Accounting for Investments in Common Stock"<sup>7</sup> (see FASB ASC 323). This opinion clarified the applicability of the equity method to investments of common stock in subsidiaries; however, it noted that the equity method is not a valid substitute for consolidation.<sup>8</sup>

Additionally, the Board noted that determining the investor's ability to influence the investee is not always clear; and "in order to achieve a reasonable degree of uniformity in application,"<sup>9</sup> an investment of 20 percent or more of the voting stock of the investee is deemed to constitute evidence of a presumption of

4. Accounting Principles Board, *Opinion No. 18*, "The Equity Method of Accounting for Investments in Common Stock" (New York: AICPA, 1971). Para. 17 (see FASB ASC 323-10-15-6).

5. *ARB No. 51* did not refer to the equity method by name.

6. Committee on Accounting Procedure, *Accounting Research Bulletin No. 51*, "Consolidated Financial Statements" (New York: AICPA, 1959), para. 19. The APB reiterated this position in *APB Opinion No. 10*, "Omnibus Opinion of 1966" (para. 3) and referred to the procedure described in *ARB No. 51* as the equity method.

7. Accounting Principles Board, *Opinion No. 18*.

8. *Ibid.*, para. 14.

9. *Ibid.*



the ability to exercise significant influence. Conversely, ownership of less than 20 percent of the voting stock leads to the presumption that the investor does not have significant influence unless an ability to exercise significant influence can be demonstrated.<sup>10</sup> Thus the APB concluded that significant influence is normally attained when an investor holds 20 percent or more of the voting stock of an investee unless the surrounding circumstances indicate otherwise.

On the other hand, not all investments of 20 percent or more are accounted for by using the equity method. *FASB Interpretation No. 35*<sup>11</sup> (see FASB ASC 323-10-15-10) suggested that the following facts and circumstances might preclude an investor from using the equity method even if an investment of 20 percent or more is held:

- Opposition by the investee, such as litigation or complaints to government regulatory authorities, challenges the investor's ability to exercise significant influence.
- The investor and investee sign an agreement under which the investor surrenders significant rights as a shareholder.
- Majority ownership of the investee is concentrated among a small group of shareholders who operate the investee without regard to the views of the investor.
- The investor needs or wants more financial information to apply the equity method than is available to the investee's other shareholders (e.g., the investor wants quarterly financial information from an investee that publicly reports only annually), tries to obtain that information, and fails.
- The investor tries and fails to obtain representation on the investee's board of directors.

The APB's decision to embrace the equity method was based on the objectives of accrual accounting—reporting transactions when they occur rather than as cash is collected or paid. When the investor can exercise significant influence over the investee, the results of operating decisions better reflect the periodic outcomes resulting from making the investment, rather than distributions of the investor's share of accumulated profits (which, in and of themselves, may be unrelated to performance). The Board apparently believed that the cash flow needs of investors and other users of financial information can be satisfied by the significant influence test and that reporting needs are of primary importance.

Despite some speculation at the time *APB Opinion No. 18* was issued that it might require fair value, *APB Opinion No. 18* did little to add to the acceptability of this approach. The use of fair value is a departure from the historical cost principle. The APB apparently was not prepared to take the radical step of endorsing a departure from historical cost even though the information needed to determine the fair values for most investments is readily available. However, the FASB reversed this position in *SFAS No. 115* (see FASB ASC 320) at least for certain equity investments, and now the fair value option may be selected under *SFAS No. 159* (see FASB ASC 825-10-10). The specifics of when and how to apply fair value accounting to investments are discussed later in the chapter.

10. Ibid.

11. Financial Accounting Standards Board, *Interpretation No. 35*, "Criteria for Applying the Equity Method of Accounting for Investments in Common Stock" (Stamford, CT: FASB, 1981), para. 4.

## The Cost Method

When there is a lack of significant influence or control, investments in common stocks may be accounted for under either the cost method or a fair value method. When the fair value option is not selected, or when there is no readily determinable market price for equity securities and neither the equity method nor consolidation is required, the cost method must be used.

Under the cost method, an investment in equity securities is carried at its historical cost. Dividends received or receivable are reported as revenue. The cost method can be criticized because it does not measure current fair value. Historical cost provides information relevant for determining recovery when the securities are acquired. Current fair market value would provide a similar measure for the current accounting period. If the purpose of financial statements is to provide investors, creditors, and other users with information useful in assessing future cash flows, the current assessment of recoverable amounts (current market values) would be relevant. Even for equity securities that are not actively traded, an estimate of current fair value may be more relevant than cost.

## The Lower of Cost or Market Method

In 1975, the FASB issued *SFAS No. 12* (since superseded). This release required that equity securities having readily determinable market values that were not accounted for under the equity method or consolidation be accounted for by applying the lower of cost or market (LCM). Under *SFAS No. 12*, marketable equity securities were separated into current and long-term portfolios. Each portfolio was carried on the balance sheet at the lower of that portfolio's aggregate cost or market value. For temporary investments in marketable equity securities, unrealized losses in market value as well as any subsequent recoveries of those losses were recognized in the income statement. In contrast, for long-term investments in marketable equity securities, the cumulative effect of unrealized losses and loss recoveries was reported as negative stockholders' equity.

The FASB's advocacy of the LCM method in *SFAS No. 12* was not a strict departure from historical cost. Rather, it was simply further evidence of the overriding concern for conservatism (see Chapter 5 for a discussion of the concept of conservatism). LCM for marketable *equity* securities can be defended on the grounds that the recording of cost implies recovery of that cost. It is reasonable to assume that management would not invest in assets that are not recoverable. By the same token, when recovery has declined temporarily through decline in market value, it is reasonable to reduce the book value of assets to the lower market value.

The LCM method was criticized because it did not result in consistent treatment of all marketable equity securities. Gains were treated differently from losses, and temporary investments were treated differently from long-term investments with no rational explanation. Furthermore, it is inconsistent to recognize market value increases up to cost but not to market. Opponents of *SFAS No. 12* argued that the consequent recognition of unrealized gains is so arbitrary that no recognition of these gains would be preferable.

Finally, the determination of LCM on an aggregate basis may be deceptive. Unrealized losses are offset against unrealized gains. In a subsequent period when a security was sold, prior cumulative unrecognized gains and losses were recognized, causing a mismatching of gain and loss recognition for the period in which it actually occurred.

## The Fair Value Method under SFAS No. 115

SFAS No. 115, “Accounting for Certain Investments in Debt and Equity Securities” (see FASB ASC 320), describes the current GAAP for equity securities that have readily determinable fair values and that are not subject to the equity method under *APB Opinion No. 18* or to consolidation.<sup>12</sup> It has been modified by SFAS No. 159 (see FASB ASC 825-10-10) as described in the subsequent section. According to SFAS No. 115, the fair value of an equity security is readily determinable if

- The sales prices or bid–ask quotations are currently available on a securities exchange registered with the Securities and Exchange Commission (SEC) or in the over-the-counter market when they are publicly reported by the National Association of Securities Dealers Automated Quotations systems or by the National Quotation Bureau
- The security is traded only in foreign markets, and if the foreign market is of a breadth and scope comparable to one of the U.S. markets mentioned above
- The investment is in a mutual fund that has a fair value per share (unit) that is published and is the basis for current transactions

Under the SFAS No. 115 fair value method, at acquisition, equity securities are classified as either trading or available for sale. As discussed in Chapter 8, *trading securities* are defined as “securities that are bought and held principally for the purpose of selling them in the near term (thus held for only a short period of time).”<sup>13</sup> Trading securities are actively and frequently bought and sold, generally with the objective of generating profits from short-term price movements. *Available-for-sale securities* are equity securities that have readily determinable market prices and that are not considered trading securities.<sup>14</sup> All trading securities are classified as current assets. Available-for-sale securities are classified as current or long term depending on whether they meet the ARB No. 43 definition of current assets. Accordingly, these securities should be classified as current if they are reasonably expected to be realized in cash or sold or consumed during the normal operating cycle of the business or one year, whichever is longer. All other available-for-sale securities should be classified as long-term investments.

At each balance sheet date, current and long-term equity securities subject to the SFAS No. 115 provisions are reported at fair value. Unrealized holding gains and losses for available-for-sale securities are excluded from earnings. The cumulative unrealized holding gains and losses for these securities should be reported as a separate component of accumulated other comprehensive income. Dividend income for available-for-sale securities will continue to be included in earnings.

When an equity security is transferred from the trading to the available-for-sale category or vice versa, the transfer is accounted for at the security’s fair

12. Financial Accounting Standards Board, *Statement of Financial Accounting Standards No. 115, “Accounting for Certain Investments in Debt and Equity Securities”* (Stamford, CT: FASB, 1993). (See FASB ASC 320-10-20.)

13. *Ibid.*, para. 12 (see FASB ASC 320-10-20).

14. *Ibid.* (see FASB ASC 320-10-20).

value on the date of transfer. In these cases, the treatment of unrealized holding gains is as follows:

- For a transfer from trading to available for sale, the unrealized holding gain or loss is recognized in income up to the date of transfer. It is not reversed.
- For a transfer from available for sale to trading, the unrecognized holding gain or loss at the date of transfer is reported immediately in earnings.<sup>15</sup>

The FASB's primary impetus for requiring fair value accounting for investments in equity securities is relevance. The advocates of fair value accounting for investments in equity securities believe that fair value is useful in assisting investors, creditors, and other users in evaluating the performance of the accounting entity's investing strategies. According to *SFAC No. 8*, users of financial information are interested in assessing the amount, timing, and risk associated with expected net cash inflows to the enterprise. These assessments aid users in evaluating the potential outcome of their own personal investing strategies because the expected cash flows to the enterprise are the main source of expected cash flows from the enterprise to them. Fair value is determined by the market. It reflects the market's consensus regarding the expected future resource flows of a security discounted by the current interest rate adjusted for the risk associated with that security.

In addition, the fair value method partially eliminates the inequitable treatment that *SFAS No. 12* afforded to gains and losses. All unrealized gains and unrealized losses are now treated the same for asset-valuation purposes. For trading securities, the gains and losses are recognized in the periods when they occur; for these assets, the method is consistent with other accrual accounting requirements. It is also consistent with the *SFAC No. 6* definition of comprehensive income, because comprehensive income is based on changes in net assets and would include changes in the market values of assets. For trading securities, there is no further masking of gains against losses that occurred under the aggregate valuation approach of *SFAS No. 12*.

However, inconsistent income statement treatment for equity securities will continue. Unrealized gains and losses for available-for-sale securities are not recognized in earnings until they are reclassified as trading securities and sold. Thus, for these securities, there is no accrual accounting-based matching of market gains and losses in the period when they are incurred. The result is a distortion of reported earnings.

Finally, the readily determinable criterion precludes fair value accounting for securities that are not actively traded—a criticism that is alleviated when investors elect the fair value option offered by *SFAS No. 159*. Some advocates of fair value argue that for securities not included within the scope of *SFAS No. 115*, reporting other estimates of fair value would be more meaningful than historical cost. Nevertheless, by limiting the scope of fair value accounting for investments in equity securities to those whose fair values are readily determinable in the securities market, the market-based measures provided under *SFAS No. 115* are reliable. They do not rely on imprecise measures that subjective judgments regarding market values would entail.

15. *Ibid.*, para. 15 (see FASB ASC 320-10-35-10).

## The Market Value Method

*SFAS No. 115* excludes investments that are already accounted for using the market value method. As with the fair value method, the market value method follows the cost method by recognizing income when dividends are received. However, under the market value method, all equity securities that are neither consolidated nor reported as equity method investments are treated the same way with respect to reporting unrealized gains and losses. All unrealized gains and losses are recognized in earnings; none are included as a component of other comprehensive income. As with trading securities, all upward and downward changes in market value of the investment shares are reported as income or losses, and changes in the market value of the investment require adjustment to the carrying value of the investment. Thus, the market value method is analogous to the fair value method for trading securities described above. It has become accepted industry practice for certain industries, such as mutual funds, where it has attained the status of GAAP.

Exhibit 10.1 summarizes the approaches that are considered current GAAP for investments in equity securities.

**EXHIBIT 10.1** *Accounting for Investments in Equity Securities*

Percentage of ownership	For Common Stock			
	0	20	50	100
Accounting method	Fair Value Method (if fair value is readily determinable)	Equity Method	Consolidation	
	Cost Method (if fair value is not readily determinable)			
	Market Value Method (for certain companies)			

## Recent Developments

On May 26, 2010, the FASB issued a proposed Accounting Standards Update, *Accounting for Financial Instruments and Revisions to the Accounting for Derivative Instruments and Hedging Activities (PASU)*, outlining a proposed approach to financial instrument classification and measurement based on their characteristics and how assets are used in the business. The PASC would require

- Classification to be determined at acquisition or issuance, with reclassification not permitted.
- Financial assets that have variable cash flows or that are regularly traded to be accounted for at fair value, with value changes reflected in net income (regardless of business strategy); this would include all derivatives.

- Changes in the fair value of equity securities, certain hybrid instruments, and financial instruments that can be contractually prepaid in such a way that the holder would not recover substantially all of its investment to be recognized in net income each reporting period (regardless of business strategy).
- For financial assets that are held for the collection of cash.
- Both amortized cost and fair value measures would be presented in the balance sheet.
- Fair value changes arising from interest accruals, credit impairments and reversals, and realized gains and losses would be recognized in net income.
- Other fair value changes would be recognized in other comprehensive income.

Financial assets for which other comprehensive income treatment or amortized cost is elected would be subject to a single credit impairment model. A credit impairment would be recognized in net income when an entity does not expect to collect all of the contractually promised cash flows. An entity no longer would wait for a probable event to recognize a loss; instead, it would need to consider the impact of past events and existing conditions on the collectability of contractual cash flows over the remaining life of the asset(s) without regard to the probability threshold. The proposal provides latitude in measuring credit impairment, including whether on an individual asset or pooled basis. An entity would determine its best estimate of the amount of credit impairment at the end of each reporting period.

## The Fair Value Option

*SFAS No. 159*, “The Fair Value Option for Financial Assets and Financial Liabilities,” permits companies to measure most financial assets and liabilities that are recognized in financial statements at fair value. Companies may not opt for fair value reporting for the following financial items: investments that must be consolidated, assets and obligations representing postretirement benefits, leases, demand deposits reported by banks, and financial instruments classified as components of stockholder’s equity. The objective of the fair value option is “to improve financial reporting by providing entities with an opportunity to mitigate volatility in reported earnings caused by measuring related assets and liabilities differently without having to apply complex hedge accounting.”<sup>16</sup> However, because the pronouncement is not limited to related assets and liabilities, it is apparent that the FASB is attempting to broaden the use of fair value accounting to areas where it was not previously allowed, most notably to liabilities.

The long-standing GAAP rule under the historical cost model has been to capitalize as historical cost all costs associated with the acquisition of an asset. Moreover, GAAP for debt instruments has been to defer up-front costs associated with their issuance. *SFAS No. 159* changed these rules for those assets and liabilities within its scope. It requires that up-front cost related to items for which the fair value option is elected be expensed as incurred and not deferred.

The election to opt for fair value reporting may be applied by instrument. It may be elected for a single eligible debt or equity security without electing it for other identical items. Moreover, the option need not be applied to all instruments issued or

16. *SFAS No. 159*, para. 1.

acquired in a single transaction. An exception to being able to apply by instrument is that when electing fair value for an investment that would otherwise be accounted for under the equity method, the investor must apply fair value to all financial interests in the same entity, including its eligible debt and equity instruments.

Election to opt for fair value for a reporting must be made only on one of the following election dates:<sup>17</sup>

- The investor first recognizes the eligible item.
- Financial assets that are reported at fair value under specialized accounting rules cease to qualify for the specialized accounting.
- The accounting treatment for the financial instrument changes, such as an investment that becomes subject to the equity method.
- The date of the adoption of *SFAS No. 159*.

Once the fair value option has been made for a financial instrument, it is irrevocable unless a new election date occurs.

After making the fair value election, all subject items are reported in the balance sheet at fair value. Fair value is to be measured using exit prices on the balance sheet date. *SFAS No. 159* defined fair value as the price that the reporting entity would receive to sell an asset or pay to transfer a liability in an orderly transaction between market participants. All unrealized holding gains and losses are to be reported in earnings.

The reporting entity must separately disclose assets and liabilities pursuant to electing fair value in a manner that clearly separates them from the carrying values of other assets and liabilities, either parenthetically by a single line that includes both values or on separate lines in the balance sheet. Moreover, if the fair value option is elected for available-for-sale and/or held-to-maturity securities when *SFAS No. 159* (see FASB ASC 825-10) is adopted, these investments are to be reported as trading securities. The cumulative effect of the gains and losses for these securities is to be reported as an adjustment to retained earnings.

## **Investments in Debt Securities**

---

Investments in debt securities, such as bonds or government securities, for which the fair value option is not elected are initially recorded at cost, including up-front cost to acquire the securities. Typically, the purchase price of a debt instrument differs from its face value. This difference reflects the fluctuations in market interest rates that have occurred since the time the debt instrument was initially offered for sale to the present. Thus, debt instruments are usually sold at a premium or discount (for a detailed discussion of how the amount of a bond premium or discount is determined and how this affects interest, see Chapter 11). The *SFAS No. 115* accounting guidelines also apply to all investments in debt securities.

Before the issuance of *SFAS No. 115*, all debt securities that were classified as long term were accounted for by amortizing the premium or discount over the term of the bond, regardless of the intent or ability of the investing entity to hold the investment to maturity or whether the investment had a readily determinable fair value. Regulators and others expressed concerns that the recognition and

17. Eligible items also include firm commitments and insurance company riders, which are not discussed here (see FASB ASC 825-10-25-4).



measurement of investments in debt securities, particularly those held by financial institutions, should better reflect the intent of the investor to hold, make available to sell, or trade these securities. Moreover, the provisions of *SFAS No. 12* did not apply to investments in debt securities. Some companies applied LCM debt securities; others accounted for them under the cost method. The result was that the accounting treatment for these securities was inconsistent from one entity to the next, making it difficult to compare their performance across companies.

*SFAS No. 115* required that at acquisition, individual investments in debt securities be classified as trading, available for sale, or held to maturity (see FASB 320-10-25-1). Debt securities classified as trading or available for sale are to be treated in the same manner as equity securities that are similarly classified. That is, the fair value method described above for trading and available-for-sale equity securities also applies to trading and available-for-sale debt securities. Thus, the discussion that follows is limited to debt securities classified as held to maturity.

Debt instruments must be classified as *held to maturity* "only if the reporting enterprise has the positive intent and ability to hold those securities to maturity."<sup>18</sup> Debt securities that are classified as held to maturity must be measured at *amortized cost*. When these debt securities are sold at a premium or discount, the total interest income to the investing enterprise over the life of the debt instrument from acquisition to maturity is affected by the amount of the premium or discount. Measurement at amortized cost means that the premium or discount is amortized each period to calculate interest income (Chapter 11 illustrates how a premium or discount affects interest over the life of a bond). Amortization of the premium or discount is treated as an adjustment to interest income and to the investment account.

Two methods of debt premium or discount amortization are considered GAAP: straight-line and effective interest. Under the *straight-line* method, the premium or discount is divided by the number of periods remaining in the life of the debt issue. In each subsequent period, an equal amount of premium or discount is written off as an interest income adjustment. The rationale underlying the use of the straight-line method is its ease of computation and the belief that its use results in premium or discount amortization amounts that are not materially different from the amounts resulting from the use of other measurement methods.

When the *effective interest* method is used to measure interest income, the market rate of interest on the debt instrument at the time the investment is acquired is applied to the carrying value of the investment at the beginning of each interest period. This step determines the amount of interest income for that period. Using the effective interest method reflects the fact that the investor earns a uniform rate of return over the life of the investment. Thus, the use of this method is based on the belief that the investment was acquired at a certain yield and that the financial statements issued in subsequent periods should reflect the effects of that decision.

When it is evident that the investor has changed intent to hold a debt security to maturity, the security is transferred to either the trading or the available-for-sale category. The transfer is accounted for at fair value. If the security is transferred to the trading category, the unrealized gain or loss at the date of transfer is recognized in income. If the security is transferred to the available-for-sale category, the unrealized

18. *Ibid.*, para. 7 (see FASB 320-10-25-3).



gain or loss at the date of transfer is recognized as a component of other comprehensive income. When a change from the available-for-sale category to the held-to-maturity category occurs, the amount of accumulated unrealized holding gains and losses that exists at the date of transfer continues to be included as a component of other comprehensive income, which is reported in the stockholders' equity section of the balance sheet, and that amount is amortized over the remaining life of the debt security as an adjustment to interest income. The effect of this treatment is that interest income each period will be what it would have been under the amortized cost method, but the carrying value of the debt security on the balance sheet in subsequent periods will reflect the amortized market value at the date of transfer, rather than amortized cost.

According to *SFAS No. 115*, a change in circumstances may result in the change of intent to hold a debt security to maturity, but it may not call into question the classification of other debt as held to maturity if the change in circumstances is caused by one or more of the following:

1. Evidence of significant deterioration in the issuer's creditworthiness
2. A tax law change that eliminates or reduces the tax-exempt status of interest on the debt security
3. A major business combination or disposition (such as sale of a segment of the business) that necessitates the sale or transfer of the debt security in order to maintain the enterprise's existing interest rate risk position or credit risk policy
4. A change in statutory or regulatory requirements that significantly modifies either what constitutes a permissible investment or the maximum level of investment that the enterprise can hold in certain kinds of securities
5. A change in regulatory requirements that significantly increases the enterprise's industry capital requirements that causes the enterprise to downsize
6. A significant increase in the risk weights of debt securities used for regulatory risk-based capital purposes

A debt security should not be classified as held to maturity if the enterprise intends to hold the security for an indefinite period. An indefinite holding period is presumed if, for example, the debt security would be available to be sold in response to these conditions:

1. Changes in market interest rates and related changes in the security's prepayment risk
2. Needs for liquidity (e.g., for financial institutions, the withdrawal of deposits or the increased demand for loans; for insurance companies, the surrender of insurance policies or the payment of insurance claims)
3. Changes in the availability and yield on alternative investments
4. Changes in funding sources and terms
5. Changes in foreign currency risk

*SFAS No. 115* addressed issues concerning the relevance of fair value to investors, creditors, and other users. However, in allowing the continued use of amortized

cost for debt securities that are intended to be held to maturity, it did not address concerns that the use of the amortized cost method permits the recognition of holding gains through the selective sale of appreciated debt instruments recorded at amortized cost at the date of sale. This affords management the opportunity to engage in gains trading and to selectively manage reported earnings. Moreover, it did not address the criticism that accounting for debt securities is based on management's plan for holding or disposing of the investment, rather than on the characteristics of the asset itself. In allowing three distinct categories, the same company could conceivably give three different accounting treatments to three otherwise identical debt securities. Critics argue that these issues can be resolved only by reporting all debt and equity securities that have determinable fair values at fair value and by including all unrealized gains and losses in earnings as they occur.

The FASB countered that the procedures outlined in *SFAS No. 115* reflect the economic consequences of events and transactions. The FASB's logic for this contention is as follows. The reporting requirements better reflect the way enterprises manage their investments and the impact of economic events on the overall enterprise. Moreover, the following disclosure requirements should provide fair value information that should prove useful to investor decision making in addition to the reporting requirements outlined above. For securities classified as available for sale and separately for securities classified as held to maturity, the enterprise is to report

- Aggregate fair value
- Gross unrealized holding gains
- Gross unrealized holding losses
- The amortized cost basis by major security type

## Permanent Decline in Fair Value

When a decline in the fair value of a long-term investment that is classified as available for sale is determined to be other than temporary, an *other-than-temporary impairment* is considered to have occurred. In this case the investment account balance for the security is written down to fair value, a loss is included in earnings, and a new cost basis is established. The new cost basis for recognition of gain or loss on reclassification or sale will not be adjusted for subsequent recoveries of the recognized loss. All subsequent increases in fair value will be reported as components of other comprehensive income, in the same manner as subsequent unrealized losses.<sup>19</sup> Similar treatment is given for other-than-permanent declines in investments in debt securities that are classified as held to maturity.

## Impairment of Investments in Unsecuritized Debt

Investments in unsecuritized debt, for example mortgages, are subject to the provisions of *SFAS No. 114*, "Accounting by Creditors for Impairment of Loans."<sup>20</sup> Loans are "impaired when, based on current information and events, it is probable

19. *Ibid.*, para. 16 (see FASB ASC 320-10-35-30).

20. Financial Accounting Standards Board, *Statement of Financial Accounting Standards No. 114*, "Accounting by Creditors for Impairment of a Loan" (Stamford, CT: FASB, 1993). (See FASB ASC 310-10-35.)

that a creditor will be unable to collect all amounts due according to the contractual terms of the loan agreement," including interest.<sup>21</sup> To reiterate, in these cases, impairment is measured based on the present value of expected future cash flows discounted at the loan's effective interest rate as determined at the origin or acquisition of the loan. Alternatively, impairment may be measured using the market price for the loan or, if the loan is collateralized, the fair value of the collateral. If the resulting measurement of impairment is less than the carrying value of the loan (including interest and unamortized loan fees, premium or discount), the impairment is recognized by creating a valuation allowance and making a corresponding charge to bad debt expense.

In subsequent accounting periods, for impairments that were calculated by discounting cash flows, impairment is remeasured to reflect any significant changes (positive or negative) in the cash-flow expectations used to calculate the original loan impairment. For impairments that were measured using fair values, similar remeasurements are made to reflect subsequent significant changes in fair value. However, the loan carrying value may not be written up to a value that exceeds the recorded investment in the loan. For balance sheet purposes, the changes are reflected in the valuation allowance account.

For income statement purposes, changes in the present value of the expected future cash flows of an impaired loan may be treated in one of two ways:

1. Increases that are attributable to the passage of time are reported as interest income; the balance of the change in present value is an adjustment to bad debt expense.
2. The entire change in present value is reported as an adjustment to bad debt expense.

At each balance sheet date, the following disclosures are required:

1. The recorded investment in the impaired loans
2. The beginning and ending balance in the allowance account and the activity occurring during the period in that account
3. The income recognition policy, including the amount of interest income recognized due to changes in the present value of the impaired loan

*SFAS No. 114* is intended to address whether present-value measures should be used to measure loan impairment. The pronouncement clarifies present GAAP for loan impairments by specifying that both principal and interest receivable should be considered when calculating loan impairment. The prescribed measurement methods should reflect the amount that is expected to be recovered by the creditor so that investors, creditors, and other users can better assess the amount and timing of future cash flows. The initial present value recorded for the loan reflected the expectations at that time regarding expected future cash flows. Because the loan was originally recorded at a discounted amount, ongoing assessment for impairment should be treated in a similar manner. The added uncertainty associated with expectations regarding the future cash flows from impaired loans

21. *Ibid.*, para. 8 (see FASB ASC 310-10-35-2.)

should not preclude the use of discounted cash flows. The impairment represents deterioration in quality as reflected in the change in cash-flow expectations. Thus the impairment itself does not indicate that a new loan has replaced the old one. Rather, the old loan is continuing, but expectations about future cash flows have changed; consequently, the contractual effective interest rate is the appropriate rate to discount those cash flows.

Critics argue that the effect of impairment is a change in the character of the loan that should be measured directly. If so, the contractual effective interest rate is no longer relevant. The most desirable direct measure of an impaired loan is fair value. If no market value exists, the creditor should discount the expected future cash flows using an interest rate that is commensurate with the risk involved. Moreover, allowing the use of a fair value alternative is inconsistent with requiring the original loan interest rate to be used when the discounting alternative is selected. To be consistent in approach, the discounting should require an interest rate commensurate with the risk associated with the current status of the loan; such a rate is implicit in the fair value of the loan. In addition, *SFAS No. 114* allows three alternative measures of loan impairment with no guidance on when to use one method over the other. Allowing alternatives in this manner enables companies to use the provisions of this pronouncement to manage their financial statements.

## Transfers of Financial Assets

---

Financial assets include investments in debt and equity securities. Accounting for financial assets was first outlined in *SFAS No. 125*,<sup>22</sup> which was superseded by *SFAS No. 140*.<sup>23</sup> This statement adopts a financial consequences approach, which requires an entity to recognize the financial assets it controls and the liabilities it has incurred and to derecognize financial assets when control has been surrendered and to derecognize financial liabilities when they are extinguished.

According to *SFAS No. 140*, the investor transfers or surrenders control over transferred assets if and only if all of the following conditions are met:

1. The transferred assets have been isolated from the transferor—put beyond the transferor’s reach as well as the reach of its creditors.
2. Each transferee (or, if the transferee is a qualifying special-purpose entity, each holder of its beneficial interests) has the right to pledge or exchange the assets (or beneficial interests) it received, and no condition both constrains the transferee (or holder) from taking advantage of its right to pledge or exchange and provides more than a trivial benefit to the transferor.

22. Financial Accounting Standards Board, *Statement of Financial Accounting Standards No. 125, “Accounting for Transfers and Servicing of Financial Assets and Extinguishments of Liabilities”* (Stamford, CT: FASB, 1996).

23. Financial Accounting Standards Board, *Statement of Financial Accounting Standards No. 140, “Accounting for Transfers and Servicing of Financial Assets and Extinguishments of Liabilities—A Replacement of FASB Statement No. 125”* (Stamford, CT: FASB, 2000), 17 (see FASB ASC 860-10-05).

3. The transferor does not maintain effective control over the transferred asset by having an agreement that obligates it to repurchase or redeem the asset before maturity or by having an agreement that allows it to repurchase or redeem assets that are not readily obtainable.

A transfer of financial assets is accounted for as a sale to the extent that consideration other than beneficial interests in the transferred asset is received in exchange. Liabilities and derivatives incurred in a transfer of financial assets are initially measured at their fair market values. Servicing assets and liabilities<sup>24</sup> are measured by amortization over the period of servicing income or loss, and assessment for asset impairment or increased obligation is based on their fair market values. Liabilities are derecognized only when repaid or when the debtor is legally relieved of the obligation. That is, in-substance defeasance is not permitted.

## Intangibles

---

It is difficult to define the term *intangibles* adequately. Kohler defined intangibles as capital assets having no physical existence and whose value depends on the rights and benefits that possession confers to the owner.<sup>25</sup> However, Paton had previously noted that the lack of physical existence test was not particularly helpful and suggested that intangibles are assets more closely related to the enterprise as a whole than to any components.<sup>26</sup> It should also be noted that many intangibles convey a sort of monopolistic right to their owners. Examples of intangibles are patents, copyrights, franchises, leaseholds, and goodwill.

Intangible assets derive their value from the special rights and privileges they convey, and accounting for these assets involves the same problems as accounting for other long-term assets. Specifically, an initial carrying amount must be determined and then systematically and rationally allocated to the periods that receive benefit. Companies must also account for the effects of impairment. These problems are magnified in the case of intangibles because their very nature makes evidence elusive. Both the value and the useful lives of intangibles are difficult to determine.

These issues were initially addressed by the APB, which noted that intangible assets might be classified on several bases:

24. Servicing of financial assets typically includes the following: collecting principal, interest, and escrow payments from borrowers; paying taxes and insurance from escrowed funds; monitoring delinquencies; executing foreclosures, if necessary; temporarily investing funds pending distributions; remitting fees to guarantors, trustees, and others providing services; and accounting for and remitting principal and interest payments to the holders of beneficial interests in the financial assets. FASB ASC 850-50-30 requires the recording of a servicing asset when the benefits of servicing are expected to be more than adequate compensation to a servicer for performing the servicing; however, if the benefits of servicing are not expected to adequately compensate a servicer for performing the servicing, a servicing liability is recorded.

25. Eric L. Kohler, *A Dictionary for Accountants*, 3rd ed. (Englewood Cliffs, NJ: Prentice-Hall, 1963), 269.

26. William A. Paton and William A. Paton, Jr., *Asset Accounting* (New York: Macmillan, 1952), 485–490.

1. *Identifiability.* Assets may be separately identifiable or may lack specific identification.
2. *Manner of acquisition.* Assets may be acquired singularly, in groups, or in business combinations, or they may be developed internally.
3. *Expected period of benefit.* The period of benefit for an asset may be limited by law or contract, may be related to human or economic factors, or may have indefinite or indeterminate duration.
4. *Separability from an entire enterprise.* The rights to an asset may be transferable without title, salable, or inseparable from the enterprise or a substantial part of it.<sup>27</sup>

Today, the cost of internally developed intangibles, such as patents, are considered costs of research and development and are expensed as incurred under *SFAS No. 2* (discussed later in the chapter).

The foregoing definitions suggest that intangibles may be classified according to whether they are *externally acquired* (purchased from outsiders) or *internally developed*. Additionally, they may be classified as *identifiable* or *unidentifiable*. These last two classifications, which relate to the Type (a) and Type (b) classifications originally identified in *ARB No. 43*, are discussed later in the chapter.

## Accounting for Cost

The initial valuation process for intangible assets generally follows the same standards employed for other long-lived assets. Cost includes all expenditures necessary to acquire an individual asset and make it ready for use. When intangibles are purchased from outsiders, assigning cost is fairly easy, and the methods used in allocating cost to groups of assets and by exchanges of other assets are similar to those discussed for tangible fixed assets.

However, companies often develop intangible assets internally. The APB addressed the problems inherent in accounting for internally developed intangibles in *Opinion No. 17*. The Board's conclusions were based on the identifiability characteristic defined earlier:

A company should record as assets the costs of intangible assets acquired from other enterprises or individuals. Costs of developing, maintaining, or restoring intangible assets which are not specifically identifiable, have indeterminate lives, or are inherent in a continuing business and related to the enterprise as a whole—such as goodwill—should be deducted from income when incurred.<sup>28</sup>

The identifiability criterion alleviated much of the problem in accounting for the cost of intangible assets and is yet another example of the APB's attempts to narrow alternatives. Where a specific cost could be assigned to a specific asset, intangibles were carried forward at recorded values. Where either a specific asset or specific amount was indeterminable, no attempt was made to carry values forward. As stated above, internally developed intangibles are no longer reported as assets under *SFAS No. 2*.

27. Accounting Principles Board, *APB Opinion No. 17, "Intangible Assets"* (New York: AICPA, 1970) (superseded.)

28. *Ibid.*, para. 24.

## Amortization

The matching principle dictates that the cost of intangible assets be apportioned to the expected periods of benefit. In *ARB No. 43*, it was noted that this process involved two separate types of intangibles.

1. Those having a term of existence limited by law, regulation, or agreement, or by their nature (such as patents, copyrights, leases, licenses, franchises for a fixed term, and goodwill as to which there is evidence of limited duration)
2. Those having no such term of existence and as to which there is, at the time of acquisition, no indication of limited life (such as goodwill generally, going value, trade names, secret processes, subscription lists, perpetual franchises, and organization costs)<sup>29</sup>

This release resulted in the adoption of a classification scheme that identified intangibles as either (1) Type (a) or (2) Type (b), and these terms became widely used in discussing the issues associated with recording and amortizing intangible assets. In *APB Opinion No. 17*, the terms *Type (a)* and *Type (b)* were not specifically used; the terms *identifiable* and *unidentifiable* were substituted. In this release, the APB noted that then-current practices allowed the following variations in treatment of unidentifiable intangibles: (1) retention of cost until a reduction of value was apparent, (2) amortization over an arbitrary period, (3) amortization over estimated useful life with specified minimum and maximum periods, and (4) deduction from equity as acquired.<sup>30</sup>

In *Opinion No. 17*, the APB concluded that intangible assets should be amortized by systematic charges to income over the estimated period to be benefited. The Board also suggested that the following factors should be considered in estimating the useful lives of intangibles:

1. Legal, regulatory, or contractual provisions may limit the maximum useful life.
2. Provisions for renewal or extension may alter a specific limit on useful life.
3. Effects of obsolescence, demand, competition, and other economic factors may reduce a useful life.
4. A useful life may parallel the service life expectancies of individuals or groups of employees.
5. Expected actions of competitors and others may restrict present competitive advantages.
6. An apparently unlimited useful life may in fact be indefinite, and benefits cannot be reasonably projected.
7. An intangible asset may be a composite of many individual factors with varying effective lives.

29. Committee on Accounting Procedure, *Accounting Research Bulletin No. 43*, "Restatement and Revision of Accounting Research Bulletins" (New York: AICPA, 1953), 6019 (superseded.)

30. APB Opinion No. 17.



*APB Opinion No. 17* indicated that the period over which the cost of intangibles is amortized should be determined from a review of the foregoing factors, but it should not exceed 40 years. The straight-line method of amortization was required to be used unless another method could be demonstrated to be more appropriate.

As noted earlier, the release of *APB Opinion No. 17* narrowed the accounting treatment available for similar transactions; however, whether or not it created the desired result is subject to question. *APB Opinion No. 17* was criticized by some because it placed values on the balance sheet that relate to future expectations (for example, purchased goodwill), and others disagreed with the Board's conclusions because it assigned costs to arbitrary periods where there is no evidence that costs have expired (for example, perpetual franchises). Further evidence of the lack of acceptability of this pronouncement lies in the fact that originally it was part of *APB Opinion No. 16*, "Business Combinations"; however, since enough members of the APB objected to various provisions of both opinions, it was necessary to separate the provisions to obtain the required majority for passage. In 2001, the FASB issued *SFAS No. 142*, "Goodwill and Other Intangible Assets" (see FASB ASC 350), which changed the method of accounting for intangible assets.<sup>31</sup>

Under *SFAS No. 142*, intangible assets other than goodwill are divided into two groups: those with indefinite lives and those with finite lives. *SFAS No. 142* does not presume that intangibles are wasting assets. An acquired intangible asset's useful life is determined by reviewing various factors such as its expected use, related assets, legal regulatory or contractual provisions, the effects of obsolescence, and the level of required maintenance. If no legal, regulatory, contractual, or other factor limits the useful life of an intangible asset, it is considered to have an indefinite life. Intangible assets that are not amortized must be tested for impairment at least annually by comparing the fair values of those assets with their recorded amounts and/or amortized over their remaining useful lives. Intangible assets that have finite useful lives will continue to be amortized over their useful lives. *SFAS No. 142* did not change the accounting treatment for internally developed intangibles or research and development activities.

## Goodwill

The topic of goodwill has been of interest for many years. As initially conceived, goodwill was viewed as good relations with customers. Such factors as a convenient location and habits of customers were viewed as adding to the value of the business. Yang described goodwill as everything that might contribute to the advantage an established business possessed over a business to be started anew.<sup>32</sup> Since that time, the concept of goodwill has evolved into an earning power concept in which its value is approximated by attributing to goodwill all future earnings that are expected to be in excess of those that a similar company would generate and then discounting the expected excess earnings stream to its present value.

Catlett and Olson summarized the characteristics of goodwill that distinguish it from other elements of value:

31. Financial Accounting Standards Board, *Statement of Financial Accounting Standards No. 142*, "Goodwill and Other Intangible Assets" (Norwalk, CT: FASB, 2001).

32. J. M. Yang, *Goodwill and Other Intangibles* (New York: Ronald Press, 1927), 29.



1. The value of goodwill has no reliable or predictable relationship to costs that may have been incurred in its creation.
2. Individual intangible factors that may contribute to goodwill cannot be valued.
3. Goodwill attaches only to a business as a whole.
4. The value of goodwill may, and does, fluctuate suddenly and widely because of the innumerable factors that influence that value.
5. Goodwill is not utilized or consumed in the production of earnings.
6. Goodwill appears to be an element of value that runs directly to the investor or owner in a business enterprise.<sup>33</sup>

In theory the value of goodwill is equal to the discounted present value of expected superior earnings (expected future earnings less normal earnings for the industry). Thus the process of estimating the value of goodwill involves forecasting future earnings and choosing an appropriate discount rate.

Forecasting future earnings is a risky proposition. Because the best indicator of the future is the past, prior and current revenue and expense figures are typically used. However, the following points are relevant to this process:

1. The use of too few or too many years can distort projections.
2. Trends in earnings should be considered.
3. Industry trends are important.
4. Overall economic conditions can be significant.

In choosing the discount rate to be used in making goodwill calculations, the objective is to approximate the existing cost of capital for the company. This approximation must take into consideration existing and expected risk conditions as well as earnings potential.

Although goodwill may exist at any time, in practice goodwill is recognized for accounting purposes only when it is acquired through the purchase of an existing business.<sup>34</sup> Only then is the value of goodwill readily determinable, because the purchase embodies an arm's-length transaction wherein assets, often cash or marketable securities, are exchanged. The value of the assets exchanged indicates a total fair value for the business entity acquired. The excess of total fair value over the fair value of identifiable net assets is considered goodwill. This practice fulfills the stewardship function of accounting and facilitates the accountability of management to stockholders.

When goodwill is recorded, it is considered an intangible asset. Under *APB Opinion No. 17*, goodwill was amortized over its useful life or 40 years, whichever came first.<sup>35</sup> The case for amortization was based on accrual accounting.

33. George R. Catlett and Norman O. Olson, *Accounting for Goodwill* (New York: AICPA, 1968), 20–21.

34. In certain cases, goodwill is recognized when a new partner is admitted to a partnership or when a partner leaves a partnership.

35. The Revenue Reconciliation Act of 1993 allows goodwill to be written off over a 15-year period for income tax purposes. Consequently, a new income tax temporary difference was created by this legislation, and the previous permanent difference has been eliminated. See Chapter 12 for a discussion of this issue.

That is, the company had paid for the goodwill, and it will presumably generate future earnings; thus, its cost should be matched against those future earnings as they arise. However, in the case of goodwill, it is difficult if not impossible to estimate what that useful life will be. If goodwill measures excess earning power, how long can it be expected to last? An economist would say that it would not last very long, because competition would drive it away. If so, it should be written off over a relatively short period. On the other hand, if the goodwill is attributable to some ability associated with the enterprise, its employees, or management that would be difficult for others to duplicate, then it may have an indefinite useful life. In that case, it may be inappropriate to amortize goodwill at all.

Some accountants have argued that goodwill should be written off when it is acquired, because it would then receive the same treatment as inherent goodwill (goodwill that exists but is not paid for in a business combination). There are costs associated with developing inherent goodwill. These costs are written off as they are incurred. Moreover, when goodwill is acquired, further costs will be incurred to continue excess earnings ability. Hence, to amortize the cost of goodwill acquired over future periods represents a double counting of cost. The immediate write-off of purchased goodwill could be treated as an extraordinary item because it represents a transaction outside the normal trading activity of the acquiring or investee enterprise.

Opponents of immediate write-off of goodwill contend that the purchase of goodwill implies future profitability; thus, it is inconsistent and perhaps misleading to investors to write off the cost of goodwill because it represents an asset having future service potential. This is particularly true for investments in people-intensive companies—for example, in service industries. For these investments, the amount of goodwill acquired relative to other assets is high; thus, the immediate write-off would be material and would have a major and misleading impact on financial ratios, particularly debt to equity and return on investment. Moreover, future profits would be inflated because they would not be matched against the cost of the investment.

### **SFAS No. 142**

In 1996, the FASB put the issue of accounting for business combinations and the related topic of goodwill on its agenda in response to growing concerns voiced by constituents about the need for improved standards to account for business combinations. In September 1999, the FASB published an exposure draft titled “Business Combinations and Intangible Assets.” The exposure draft proposed that the pooling of interests method be eliminated in favor of the purchase method for business combinations (see Chapter 16) and that goodwill should be amortized over no more than 20 years, in contrast to the previously required amortization period of up to 40 years.

The two proposals drew considerable interest and some vocal opposition, which resulted in a series of meetings between the FASB and its constituents as well as testimony before committees of the U.S. House of Representatives and Senate. The opposition was based on the contention that recording large amounts of goodwill and subsequently amortizing goodwill over a 20-year period would result in a large drain on reported earnings. Subsequently, the Board issued a revised exposure draft, “Business Combinations and Intangible Assets—Accounting

for Goodwill," in early 2001; this draft proposed that goodwill not be amortized, but rather that it be tested for impairment.

In June 2001, the FASB issued *SFAS No. 141, "Business Combinations"*<sup>36</sup> (see FASB ASC 805), and *SFAS No. 142, "Goodwill and Other Intangible Assets"*<sup>37</sup> (see FASB ASC 350). These statements changed the accounting for business combinations and goodwill. *SFAS No. 141* now requires that the purchase method of accounting be used for all business combinations.<sup>38</sup> *SFAS No. 142* changes the accounting treatment for goodwill from an amortization period not to exceed 40 years to an approach that requires, at a minimum, annual testing for impairment. The goodwill impairment test is to be performed at the reporting unit level, which is defined as an operating segment or one level below an operating segment (also known as a component).<sup>39</sup>

Under the provisions of *SFAS No. 142*, the test for goodwill impairment is a two-step process:

1. Compare the fair value of the reporting unit to its carrying value. In the event fair value exceeds carrying value, no further testing is required. However, if the carrying value of the reporting unit exceeds its fair value, step 2 is required.
2. Calculate the implied fair value of goodwill by measuring the fair value of the net assets other than goodwill and subtracting this amount from the fair value of the reporting unit.

In determining fair value, the FASB noted that the fair value of a reporting unit is the amount at which the whole unit could be bought or sold in a current transaction. As a result, quoted market prices in active markets were described as the best evidence of fair value. The FASB further indicated that if quoted market prices are not available, fair value should be based on the best available information, such as the present value measurements outlined in *SFAC No. 7*. These procedures now fall under the guidance provided at FASB ASC 820 for measuring fair value.

In determining whether to record an impairment loss, the FASB stated that certain indications suggest when an impairment exists, including significant underperformance relative to historical or projected future operating results, significant changes in the manner of the company's use of underlying assets, and significant adverse industry or market economic trends. The goodwill impairment test requires companies to assess whether the cash flows their reporting units are expected to generate can support the values assigned to those units. If the carrying value of assets is determined to be unrecoverable, the company must estimate the fair value of the assets of the reporting unit and record an impairment charge for the excess of the carrying value over the fair value. The estimate of fair value requires management to make a number of assumptions and/or projections, such

36. Financial Accounting Standards Board, *Statement of Financial Accounting Standards No. 141, "Business Combinations"* (Norwalk, CT: FASB, 2001).

37. Financial Accounting Standards Board, *Statement of Financial Accounting Standards No. 142, "Goodwill and Other Intangible Assets"* (Norwalk, CT: FASB, 2001).

38. This issue is discussed in Chapter 16.

39. See FASB ASC350-20-20.

as future revenues, future earnings, and the probability of outcomes in contingency situations.

A company can identify reporting units in many ways. Possibilities include categorizing operations by products, operating units, geographical area, legal entity, and significant customers. Prior guidance had been provided in *SFAS No. 131*, “Segment Reporting” (see FASB ASC 280), which defined segments through a “management approach” to segment reporting.<sup>40</sup> Under this approach, management reports segment information based on the way segments are organized within the company for internal decision-making purposes and assessing performance. If, for example, management makes decisions on and assesses the performance of certain product lines, then it must report segment information based on those product lines.

Specifically, *SFAS No. 131* defined an operating segment as a component of an enterprise

1. That engages in business activities that earn revenues and incur expenses
2. Whose operating results are regularly reviewed by the organization’s chief operating decision maker, who makes decisions about resource allocation and assesses its performance
3. For which discrete financial information is available

Because many firms have different operations and operate in multiple geographical areas, financial statement users often need specific information concerning the operating units or geographic segments to help them better assess financial performance or prospects for future cash flows. By providing specific information about various segments, companies can help users make better-informed judgments about the firm as a whole. Because *SFAS No. 142* required the goodwill analysis to be performed at the reporting unit level, the standard gave companies the option to offer more transparent financial information—that is, how well a company and its acquisitions have been performing, as well as which of the individual reporting units have been able to meet their own expectations. In addition, *SFAS No. 142* required companies to provide specific information on the facts and circumstances that led to the recorded impairment. The guidance provided at FASB ASC 350 retains these features.

### **Disclosure Requirements of *SFAS No. 142***

The disclosure requirements of *SFAS No. 142* include the following (see FASB ASC 350-20-50):

1. The total aggregative amount of goodwill is to be disclosed as a separate line item on the balance sheet.
2. Any transitory impairment loss is to be reported as a change in accounting principle.
3. Any annual impairment loss is to be disclosed as a separate line item on the income statement.
4. A description of the impaired asset and the facts and circumstances that led to the impairment is to be disclosed.

40. FASB ASC 280-10-50 (see Chapter 16 for a further discussion of this issue).

5. The amount of the impairment loss and a description of the method used to determine the fair value of its reporting units are to be disclosed.

## Research and Development Costs

Large corporations are continually attempting to improve their product lines, develop new products, improve manufacturing methods, and develop improved manufacturing facilities. Accounting for the cost of the activities of the research department is a complicated process, because some costs might never result in future benefits. For costs that will provide future benefit, an asset exists, but owing to the uncertainty surrounding the present determination of which costs will result in future benefits and over what periods those future benefits will be realized, many accountants view such determinations as too subjective and unreliable. In the past, many corporations recognized the importance of developing accounting procedures to allow such costs to be capitalized and amortized on a reasonable basis. For example, one study suggested that such costs might be classified as follows:<sup>41</sup>

1. *Basic research.* Experimentation that has no specific commercial objective
2. *New product development.* Experimental effort to develop new products
3. *Product improvement.* Attempting to improve the quality or performance of current product lines
4. *Cost and/or capacity improvement.* The development of new and improved processes, manufacturing equipment, etc., to reduce operational costs or expand capacity
5. *Safety, health, and convenience.* The improvement of working conditions for purposes related to employee welfare, community relations, and so forth.

This classification scheme would make it easier to identify the costs that should be deferred and those that should be expensed. The authors of this study suggest that categories 1, 2, and 3 should generally be deferred and amortized, whereas 4 and 5 should be charged to expense because of the difficulty in determining the future periods expected to receive benefit.

*APB Opinion No. 17* required the immediate expensing of intangible assets that are not specifically identifiable, because these costs do not specifically generate revenue and have dubious future service potential. This provision was adopted to discourage the manipulation of research and development expenses. (Many companies were capitalizing research and development costs in low-profit years and writing them off in a lump sum in high-profit years.)

Later the FASB restudied the issue of research and development (R&D) costs and issued *SFAS No. 2* (see FASB ASC 730). This release requires all R&D costs to be charged to expense as incurred. To distinguish R&D costs from other costs, *SFAS No. 2* provided the following definitions:

41. Donald L. Madden, Levis D. McCullers, and Relmond P. Van Daniker, "Classification of Research and Development Expenditures: A Guide to Better Accounting," *CPA Journal* (February 1972): 139–4.

*Research* is planned search or critical investigation aimed at discovery of new knowledge with the hope that such knowledge will be useful in developing a new product or service or new process or technique or in bringing about a significant improvement to an existing product or process.

*Development* is the translation of research findings or other knowledge into a plan or design for a new product or process or for a significant improvement to an existing product or process whether intended for sale or use. It includes the conceptual formulation, design and testing of product alternatives, construction of prototypes, and operation of pilot plants. It does not include routine or periodic alterations to existing products, production lines, manufacturing processes, and other ongoing operations even though these alterations may represent improvements and it does not include market research or market testing activities.<sup>42</sup>

Because many costs have characteristics similar to R&D costs, *SFAS No. 2* also listed activities that would and would not be included in the category of R&D costs as follows:

Research and Development Activities	Activities Not Considered Research and Development
Laboratory research aimed at discovery of a new knowledge	Engineering follow-through in an early phase of commercial production
Searching for applications of new research findings	Quality control during commercial production including routine testing
Conceptual formulation and design of possible product or process alternatives	Troubleshooting breakdowns during production
Testing in search for or evaluation of product or process alternatives	Routine, ongoing efforts to refine, enrich, or improve the qualities of an existing product
Modification of the design of a product or process	Adaptation of an existing capability to a particular requirement or customer's need
Design, construction, and testing of preproduction prototypes and models	Periodic design changes to existing products
Design of tools, jigs, molds, and dies involving new technology	Routine design of tools, jigs, molds, and dies
Design, construction, and operation of a pilot plant not useful for commercial production	Activity, including design and construction engineering, related to the construction, relocation, rearrangement, or start-up of facilities or equipment
Engineering activity required to advance the design of a product to the manufacturing stage	Legal work on patent applications, sale, licensing, or litigation

42. Financial Accounting Standards Board, *Statement of Financial Accounting Standards No. 2, "Accounting for Research and Development Costs"* (Stamford, CT: FASB, 1974), para. 8 (see FASB ASC 730-10-20).

The disclosure of R&D costs in annual reports was the subject of a research study. Entwistle (1999)<sup>43</sup> found that only 1 percent of the firms he surveyed made R&D disclosures in the financial statements, and that such disclosures were located throughout the annual report. Following is Hershey's discussion of its R&D activities:

We expense research and development costs as incurred. Research and development expense was \$32.2 million in 2011, \$30.5 million in 2010 and \$28.1 million in 2009. Research and development expense is included in selling, marketing and administrative expenses.

Tootsie Roll's annual report states that the company "does not expend material amounts of money on research or development activities."

## **Financial Analysis of Investments and Intangibles**

There are no specific financial analysis issues associated with investments and intangibles. As noted in Chapter 6, Hershey does not disclose any long-term investments on its balance sheet, but it discloses a goodwill net balance of \$516,745,000 and other intangibles of \$111,913,000. Tootsie Roll discloses long-term investments of \$96,161,000, goodwill of \$73,237,000, and trademarks of \$175,024,000 in the other assets section of its balance sheet.

## **International Accounting Standards**

The International Accounting Standards Board (IASB) has issued pronouncements on the following issues:

1. Accounting for investments in associates in a revised *IAS No. 28*, "Accounting for Investments in Associates."
2. Accounting for financial assets in *IAS No. 32*, "Financial Instruments: Presentation."
3. Accounting for intangibles in *IAS No. 38*, "Intangible Assets."
4. The recognition and measurement of financial assets in a reissued *IAS No. 39*, "Financial Instruments: Recognition and Measurement."
5. Accounting for goodwill in *IFRS No. 3*, "Business Combinations," which replaced *IAS No. 22*.
6. The disclosure of information on financial instruments in *IFRS No. 7*, "Financial Instruments: Disclosures."
7. Accounting for financial assets in *IFRS No. 9*, "Financial Instruments," as a first step in its project to replace *IAS No. 39*.

*IAS No. 28* applies to all investments in which an investor has significant influence but not control or joint control except for investments held by a venture capital organization, mutual fund, unit trust, and similar entity that are designated under *IAS No. 39* to be at fair value with fair value changes recognized in

43. Gary M. Entwistle, "Exploring the R & D Disclosure Reporting Environment," *Accounting Horizons* 14, no. 4 (December 1999): 323–341.



profit or loss. In the revised *IAS No. 28*, the IASB did not change the fundamental accounting for associates in using the equity method. The Board's main objective for the revision was to reduce alternatives. The original *IAS No. 28* addressed accounting for investments where the investor does not own a majority interest but has the ability to significantly influence the investee. The reporting requirements contained in this statement are quite similar to U.S. GAAP discussed in *APB Opinion No. 18*.

The major changes in the revised *IAS No. 28* were as follows:

1. It added additional guidance and disclosures for when it is appropriate to overcome the presumption that an investor has significant influence if it holds 20 percent or more of the voting power. An example would be when an investee is in legal reorganization or bankruptcy or operating under severe long-term restrictions on its ability to transfer funds to the investor.
2. It required the investor and equity method associates to use uniform accounting policies for like transactions and events in similar circumstances.
3. It required additional disclosures, including the fair values of investments in associates for which there are published price quotations, summarized financial information of associates, reasons for a departure from the 20 percent presumption of significant influence, differences in reporting dates, restrictions on an associate's ability to transfer funds, unrecognized losses of an associate, and the investor's contingent liabilities with respect to the associate.

The title of *IAS No. 32* was originally "Financial Instruments Disclosure and Presentation," but its disclosure provisions were replaced by *IFRS No. 7* in 2007. *IAS No. 32* main objectives are to provide additional guidance on selected matters such as the measurement of the components of financial statements on initial recognition and the classification of derivatives based on an entity's own shares; it also aimed to put all disclosures relating to financial instruments in one standard. The fundamental approach to the presentation and disclosure of financial statements was not changed in the revision. Under *IAS No. 32*, financial assets are defined as cash, a right to receive cash or other financial assets from another enterprise, or a contractual right to exchange financial assets with another enterprise under potential favorable conditions or equity instruments of other enterprises.

*IAS No. 38*, "Intangible Assets," applies to all intangible assets that are not specifically dealt with in other International Accounting Standards. It specifically applies to expenditures for advertising, training, start-up, and research and development (R&D) activities. Specifically, *IAS No. 38* indicates that an intangible asset should be recognized initially, at cost, in the financial statements if it meets these three conditions:

1. The asset meets the definition of an intangible asset. Particularly, there should be an identifiable asset that is controlled and clearly distinguishable from an enterprise's goodwill.
2. It is probable that the future economic benefits that are attributable to the asset will flow to the enterprise.
3. The cost of the asset can be measured reliably.

These requirements apply whether an intangible asset is acquired externally or generated internally. If an intangible item does not meet both the definition and the criteria for the recognition of an intangible asset, it is expensed when incurred.



All expenditures on research are to be immediately recognized as expenses, and internally generated intangibles such as goodwill cannot be recognized as assets.

After initial recognition in the financial statements, *IAS No. 38* indicates that an intangible asset should be measured under one of the following two treatments:

1. *Benchmark treatment.* Historical cost less any amortization and impairment losses
2. *Allowed alternative treatment.* Revalued amount (based on fair value) less any subsequent amortization and impairment losses. The main difference from the treatment for revaluations of property, plant, and equipment under *IAS No. 16* is that revaluations for intangible assets are permitted only if fair value can be determined by reference to an active market. Active markets are expected to be rare for intangible assets.

The statement requires intangible assets to be amortized over the best estimate of their useful life, and it includes the presumption that the useful life of an intangible asset will not exceed 20 years from the date when the asset is available for use. In rare cases, where persuasive evidence suggests that the useful life of an intangible asset will exceed 20 years, an enterprise should amortize the intangible asset over the best estimate of its useful life as well as perform these steps:

1. Test the intangible asset for impairment at least annually in accordance with *IAS No. 36*, "Impairment of Assets."
2. Disclose the reasons why the presumption that the useful life of an intangible asset will not exceed 20 years is rebutted and also the factor(s) that played a significant role in determining the useful life of the asset.

With respect to goodwill, *IFRS No. 3* requires goodwill to be recognized by the acquirer as an asset from the acquisition date and to be initially measured as the excess of the cost of the business combination over the acquirer's share of the net fair values of the acquiree's identifiable assets, liabilities, and contingent liabilities. *SFRS No. 3* prohibits the amortization of goodwill. Instead, goodwill must be tested for impairment at least annually in accordance with *IAS No. 36*, "Impairment of Assets."

If the acquirer's interest in the net fair value of the acquired identifiable net assets exceeds the cost of the business combination, that excess (referred to as negative goodwill) must be recognized immediately in the income statement as a gain. Before concluding that negative goodwill has arisen, however, *SFRS No. 3* requires that the acquirer reassess the identification and measurement of the acquiree's identifiable assets, liabilities, and contingent liabilities and the measurement of the cost of the combination. These requirements bring international accounting standards in line with U.S. GAAP.

The IASB indicated that its main objective in reissuing *IAS No. 39* was to provide additional guidance on selected matters such as when financial assets and financial liabilities may be measured at fair value, how to assess impairment, how to determine fair value, and some aspects of hedge accounting.<sup>44</sup> *IAS No. 39* indicates that an entity should recognize a financial asset or its statement of financial

44. The discussion of accounting for financial liabilities under *IAS No. 39* is contained in Chapter 11.

position when, and only when, the entity becomes a party to the contractual provisions of the instrument.

All financial assets are to be recognized on the balance sheet. They are initially measured at cost, which is the fair value of whatever was paid or received to acquire the financial asset. An entity records normal purchases of financial assets on either the trade date or the settlement date, and certain value changes between trade and settlement dates are recognized if settlement date accounting is used. Transaction costs are to be included in the initial measurement of all financial instruments.

Subsequently, most financial assets and liabilities are to be measured at fair value, except for the following, which should be carried at amortized cost:

1. Loans and receivables originated by the enterprise and not held for trading
2. Other fixed maturity investments, such as debt securities and mandatorily redeemable preferred shares, that the enterprise intends, and is able, to hold to maturity
3. Financial assets whose fair value cannot be reliably measured (generally limited to some equity securities with no quoted market price and forwards and options on unquoted equity securities)

Fair value is the amount for which an asset could be exchanged, or a liability settled, between knowledgeable, willing parties in an arm's-length transaction.

Additionally, an entity is required to assess, at each balance sheet date, whether there is objective evidence of asset impairments. Any impairment losses are measured as the difference between the asset's carrying amount and the present value of estimated cash flows discounted at the financial asset's original effective interest rate.

If, in a subsequent period, the amount of the impairment loss relating to a financial asset carried at amortized cost or a debt instrument carried as available for sale decreases owing to an event occurring after the impairment was originally recognized, the previously recognized impairment loss is reversed; however, impairments relating to investments in available-for-sale equity instruments are not reversed.

If an entity has neither retained nor transferred substantially all of the risks and rewards of a financial asset, then the entity must assess whether it has relinquished control of the financial asset or not. If the entity does not control the financial asset, then derecognition is appropriate; however, if the entity has retained control of the asset, then the entity continues to recognize the asset to the extent to which it has a continuing involvement in the asset.

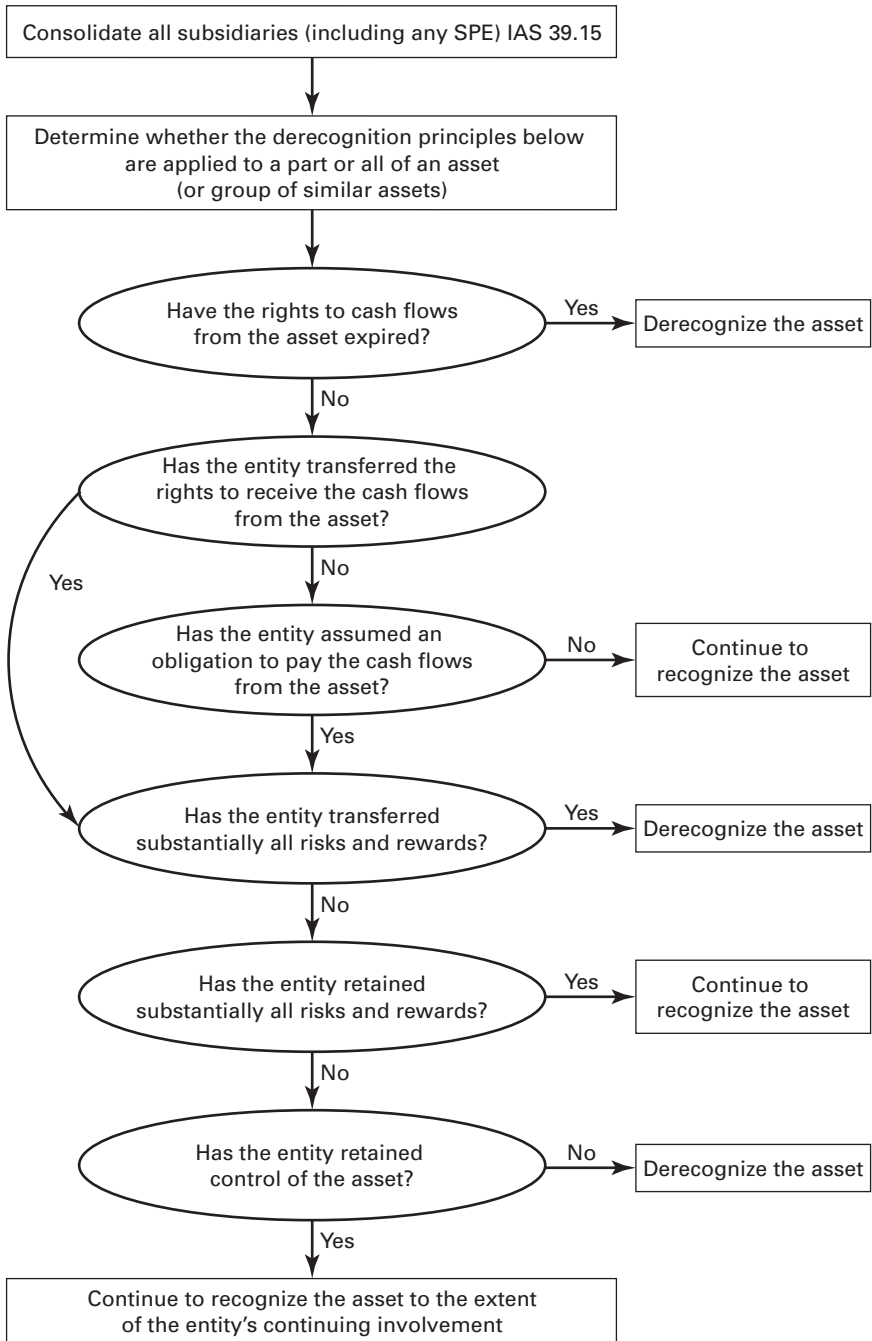
If an asset is to be derecognized, the entity must first determine whether the asset under consideration for derecognition is

- An asset in its entirety
- Specifically identified cash flows from an asset
- A fully proportionate share of the cash flows from an asset
- A fully proportionate share of specifically identified cash flows from a financial asset

The steps to determine if derecognition is appropriate are summarized in Figure 10.1 as a decision tree.

In 2008 the IASB issued a revised *IFRS No. 3*. Among the changes was an option to permit an entity to recognize 100 percent of the goodwill of an acquired entity, not just the acquiring entity's portion of the goodwill, with the increased

**FIGURE 10.1** *Derecognition Decision Tree*



Source: Adapted from IAS No. 39, "Financial Instruments: Recognition and Measurement. Technical Summary," IASC Foundation Education, <http://www.iasb.org/NR/rdonlyres/339C384D-045B-47D7-AA8E-8D26DFA726FB/0/IAS39.pdf>.

amount of goodwill also increasing the noncontrolling interest (minority interest) in the net assets of the acquired entity. This is termed the *full goodwill method*. Noncontrolling interest is to be reported as a part of consolidated equity. The full goodwill option may be elected on a transaction-by-transaction basis.

The primary objective of *IFRS No. 7* is to provide risk management and financial instrument disclosures that enable users to evaluate the significance of financial instruments to an entity's financial position and performance. Specifically, *IFRS No. 7* requires the following disclosures:

1. The significance of an entity's financial instruments entity
2. The nature and extent of risks arising from financial instruments to which an entity is exposed and how those risks have been managed

The following balance sheet and income statement disclosures are required to provide information about the significance of an entity's assets:

- Financial assets measured at fair value
- Held-to-maturity investments
- Loans and receivables
- Available-for-sale assets

*IFRS No. 7* requires quantitative disclosures that are to be based on information provided internally to key management personnel as defined in *IAS No. 24*, "Related Party Disclosures." These disclosures include

- Risk exposures for each type of financial instrument
- Management's objectives, policies, and processes for managing those risks
- Changes from the prior period
- Summary quantitative data about exposure to each risk at the reporting date

*IFRS No. 7* also seeks to provide risk-based disclosures from an entity's perspective and requires an entity to communicate the nature and extent of risks, the significance of financial instruments, and how it manages financial risks to its stakeholders by explaining its risk objectives, policies, and processes. These disclosures include

- Maximum amount of exposure, a description of any collateral, information about the credit quality of its financial assets that are neither past due nor impaired, and information about credit quality of financial assets whose terms have been renegotiated
- Certain analytical disclosures for financial assets that are past due or impaired
- Information about collateral or other credit enhancements obtained or called

On November 12, 2009, the IASB issued *IFRS No. 9*, "Financial Instruments," as the first step in a project to replace *IAS No. 39*. This project was undertaken in response to vicious concerns expressed by the European Commission (The council of the European Union) over the impact of *IAS No. 39*.

*IFRS No. 9* introduces new requirements for classifying and measuring financial assets that must be applied January 1, 2013, with early adoption permitted. The IASB intends to expand *IFRS No. 9* during 2010 to add new requirements for classifying and measuring financial liabilities, derecognition of financial instruments, impairment, and hedge accounting. By the end of 2010, *IFRS No. 9* will be a complete replacement for *IAS No. 39*. The requirements of *IFRS No. 9* relating to financial assets are summarized in the following paragraphs.

All financial assets are initially measured at fair value plus, in the case of a financial asset not at fair value through profit or loss, transaction costs. Subsequently, *IFRS No. 9* divides all financial assets that are currently under the scope of *IAS No. 39* into two classifications:

1. Those measured at amortized cost
2. Those measured at fair value

This classification is made at the time the financial asset is initially recognized—that is, when an entity becomes a party to the contractual provisions of the instrument.

A financial asset debt instrument that meets the following two conditions is to be measured at amortized cost (net of any write-down for impairment):

1. *Business model test.* The objective of the entity's business model is to hold the financial asset to collect the contractual cash flows (rather than to sell the instrument before its contractual maturity to realize its fair value changes).
2. *Cash flow characteristics test.* The contractual terms of the financial asset give rise on specified dates to cash flows that are solely payments of principal and interest on the principal outstanding.

All other debt instruments must be measured at fair value through profit or loss (FVTPL). However, even if an instrument meets the two amortized cost tests, *IFRS No. 9* contains an option to designate a financial asset as measured at FVTPL if doing so eliminates or significantly reduces a measurement or recognition inconsistency (sometimes referred to as an *accounting mismatch*) that would otherwise arise from measuring assets or liabilities or recognizing the gains and losses on them on different bases. These requirements eliminate the *IAS No. 39* available for sale and held-to-maturity categories.

All equity investments that fall under the scope of *IFRS No. 9* are to be measured at fair value on the balance sheet. Fair value changes are recognized as income, except for equity investments for which the entity has elected to report fair value changes in other comprehensive income. If an equity investment is not held for trading purposes, an entity can make an irrevocable election at initial recognition to measure it at fair value through other comprehensive income (FVTOCI) with only dividend income recognized in profit or loss.

All derivatives, including those linked to unquoted equity investments, are to be measured at fair value. Fair value changes are recognized as income unless the entity has elected to treat the derivative as a hedging instrument in accordance with *IAS No. 39*, in which case the requirements of *IAS No. 39* apply. The embedded derivative concept of *IAS No. 39* is not included in *IFRS No. 9*. Consequently, embedded derivatives that under *IAS No. 39* would have been separately accounted

for at FVTPL because they were not closely related to the financial host asset will no longer be separated. Instead, the contractual cash flows of the financial asset are assessed in their entirety, and the asset as a whole is measured at FVTPL if any of its cash flows do not represent payments of principal and interest.

A debt instrument may be reclassified between FVTPL and amortized cost, or vice versa, if and only if the entity's business model objective for its financial assets changes so its previous model assessment would no longer apply. If reclassification is appropriate, it must be done prospectively from the reclassification date. An entity does not restate any previously recognized gains, losses, or interest.

---

## Cases

---

### • Case 10-1 Investment Classification

Qtip Corp. owns stock in Maxey Corp. The investment represents a 10 percent interest, and Qtip is unable to exercise significant influence over Maxey.

The Maxey stock was purchased by Qtip on January 1, 2013, for \$23,000. The stock consistently pays an annual dividend to Qtip of \$2,000. Qtip classifies the stock as available for sale. Its fair value at December 31, 2013, was \$21,600. This amount was properly reported as an asset in the balance sheet. Owing to the development of a new Maxey product line, the market value of Qtip's investment rose to \$27,000 at December 31, 2014.

The Qtip management team is aware of the provisions of *SFAS No. 115*. The possibility of changing the classification from available for sale to trading is discussed. This change is justified, the managers say, because they intend to sell the security at some point in 2015 so they can realize the gain.

*Required:*

- Discuss the role that managerial intention plays in the accounting treatment of equity securities that have a readily determinable fair value under *SFAS No. 115*.
- What income statement effect, if any, would the change in classification have for Qtip?
- Discuss the ethical considerations of this case.
- Opponents of *SFAS No. 115* contend that allowing a change in classification masks effects of unrealized losses and results in improper matching of market-value changes with accounting periods. Describe how the accounting treatment and the proposed change in classification would result in this sort of mismatching.

### • Case 10-2 Income Effects of Investments

Victoria Company has both current and noncurrent equity securities portfolios. All of the equity securities have readily determinable fair values. Equity securities in the current portfolio are considered trading securities. At the beginning of the year, the market value of each security exceeded cost.

During the year, some of the securities increased in value. These securities (some in the current portfolio and some in the long-term portfolio) were sold. At the end of the year, the market value of each of the remaining securities was less than original cost.

Victoria also has investments in long-term bonds, which the company intends to hold to maturity. All of the bonds were purchased at face value. During the year, some of these bonds were called by the issuer before maturity. In each case, the call price was in excess of par value. Three months before the end of the year, additional similar bonds were purchased for face value plus two months' accrued interest.

*Required:*

- a. How should Victoria account for the sale of the securities from each portfolio? Why?
- b. How should Victoria account for the marketable equity securities portfolios at year-end? Why?
- c. How should Victoria account for the disposition before their maturity of the long-term bonds called by their issuer? Why?
- d. How should Victoria report the purchase of the additional similar bonds at the date of acquisition? Why?

### • Case 10-3 Equity Method and Disclosures

On July 1, 2014, Dynamic Company purchased for cash 40 percent of the outstanding capital stock of Cart Company. Both Dynamic and Cart have a December 31 year-end. Cart, whose common stock is actively traded in the over-the-counter market, reported its total net income for the year to Dynamic and also paid cash dividends on November 15, 2014, to Dynamic and its other stockholders.

*Required:*

- a. How should Dynamic report the foregoing facts in its December 31, 2014, balance sheet and its income statement for the year then ended? Discuss the rationale for your answer.
- b. If Dynamic should elect to report its investment at fair value, how would its balance sheet and income statement differ from your answer to part (a)?

### • Case 10-4 Research and Development

The Thomas Company is in the process of developing a revolutionary new product. A new division of the company was formed to develop, manufacture, and market this product. As of year-end (December 31, 2014), the product has not been manufactured for resale; however, a prototype unit was built and is in operation.

Throughout 2014 the division incurred certain costs. These costs include design and engineering studies, prototype manufacturing costs, administrative expenses (including salaries of administrative personnel), and market research costs. In addition, \$500,000 in equipment (estimated useful life: 10 years) was purchased for use in developing and manufacturing the preproduction prototype and will be used to manufacture the product. Approximately \$200,000 of this equipment was

built specifically for the design and development of the product; the remaining \$300,000 of equipment will be used to manufacture the product once it is in commercial production.

*Required:*

- a. What is the definition of *research and development* as defined in *Statement of Financial Accounting Standards No. 2*?
- b. Briefly indicate the practical and conceptual reasons for the conclusion reached by the FASB on accounting and reporting practices for R&D costs.
- c. In accordance with *SFAS No. 2*, how should the various costs of Thomas just described be reported in the financial statements for the year ended December 31, 2014?

### • Case 10-5 Trading versus Available-for-Sale Securities

The FASB issued *SFAS No. 115* to describe the accounting treatment that should be afforded to equity securities that have readily determinable market values that are not accounted for under the equity method or consolidation. An important part of the statement concerns the distinction between trading securities and available-for-sale securities.

*Required:*

- a. Compare and contrast trading securities and available-for-sale securities.
- b. How are the trading securities and available-for-sale securities classified in the balance sheet? In your answer, discuss the factors that should be considered in determining whether a security is classified as trading or available for sale and as current or noncurrent.
- c. How do the above classifications affect the accounting treatment for unrealized losses?
- d. Why does a company maintain an investment portfolio containing current and noncurrent securities?
- e. If a company elects to adopt fair-value accounting for securities that are classified as available for sale simultaneously with the adoption of *SFAS No. 159*, what effect would the election have on its financial statements?

### • Case 10-6 Accounting for Investments

Presented below are four unrelated situations involving equity securities that have readily determinable fair values.

#### *Situation 1*

A noncurrent portfolio with an aggregate market value in excess of cost includes one particular security whose market value has declined to less than half of the original cost. The decline in value is considered to be other than temporary.

#### *Situation 2*

The balance sheet of a company does not classify assets and liabilities as current and noncurrent. The portfolio of marketable equity securities includes securities



normally considered to be trading securities that have a net cost in excess of market value of \$2,000. The remainder of the portfolio is considered noncurrent and has a net market value in excess of \$5,000.

#### *Situation 3*

A marketable equity security, whose market value is currently less than cost, is classified as a noncurrent security that is available for sale but is to be reclassified as a trading security.

#### *Situation 4*

A company's noncurrent portfolio of marketable equity securities consists of the common stock of one company. At the end of the prior year the market value of the security was 50 percent of original cost, and the effect was properly reflected in the balance sheet. However, at the end of the current year the market value of the security had appreciated to twice the original cost. The security is still considered noncurrent at year-end.

#### *Required:*

Determine the effect on classification, carrying value, and earnings for each of the preceding situations. Complete your response to each situation before proceeding to the next situation.

### • Case 10-7 Equity Securities: GAAP versus IASB Standards

*SFAS No. 115* prescribes the accounting treatment for investments in equity securities having readily determined fair values for which the equity method and consolidation do not apply. *IAS No. 39* prescribes international accounting practice for similar securities.

#### *Required:*

- a. Compare and contrast U.S. GAAP for investments in equity securities under *SFAS No. 115* with the provisions of *IAS No. 39*.
- b. Discuss whether U.S. GAAP under *SFAS No. 115* or the requirements of *IAS No. 25* are more consistent with the following concepts:
  - i. Conservatism
  - ii. Comparability
  - iii. Relevance
  - iv. Neutrality
  - v. Representational faithfulness
  - vi. Physical capital maintenance

### • Case 10-8 Accounting for Goodwill

Kallus Corp. is an industry leader in the manufacture of toys. Each year, its design staff comes up with new ideas that are a great success. As a result, Kallus's sales and profits consistently exceed those of other toy manufacturers. Over the past 10 years, Kallus has earned average net profits of \$189 million, compared to \$122 million for the typical company in the toy industry.

*Required:*

Answer the following questions:

- a. Does Kallus have goodwill? Explain.
- b. Is goodwill an asset? Explain. (Does it meet the definition of an asset found in *SFAS No. 6*?)
- c. If you believe Kallus has goodwill, how would you go about measuring it? Explain.
- d. Should Kallus Corp. report goodwill in the balance sheet? Why, or why not?

## **FASB ASC Research**

---

For each of the following research cases, search the FASB ASC database for information to address the issues. Copy and paste the FASB paragraphs that support your responses. Then summarize briefly what your responses are, citing the pronouncements and paragraphs used to support your responses.

### • FASB ASC 10-1 Debt and Equity Investments

A variety of authoritative accounting pronouncements have addressed accounting for debt and equity investments.

1. Summarize the current accounting treatment for investments in debt and equity securities.
2. The EITF has addressed many implementation issues for accounting for investments in debt and equity securities. List five of these issues.

### • FASB ASC 10-2 Research and Development

In addition to the FASB's statement on accounting for research and development activities, the EITF has addressed three implementation issues. List and briefly summarize each of these issues.

### • FASB ASC 10-3 Best-Efforts Basis, Research and Development Cost-Sharing Arrangements

The FASB ASC provides guidance on accounting for best-efforts basis, research and development cost-sharing arrangements by federal government contractors. Find, cite, and copy that guidance.

### • FASB ASC 10-4 Direct-Response Advertising

The FASB ASC contains guidance on accounting for direct-response advertising that can result in reported assets. Search the FASB ASC and find answers to the following questions:

1. How are such assets to be measured initially?
2. How will the amounts ascribed to such assets be amortized?

3. How can the realizability of such assets be assessed?
4. What financial statement disclosures will be made about advertising?

(Be sure to cite the appropriate FASB ASC paragraph in answering each question.)

- **FASB ASC 10-5 Accumulated Losses on Equity Method Investments**

The FASB ASC contains guidance on how to account for equity investments when accumulated losses by the investee have resulted in the investment account of the investor being reduced to zero. Find, cite, and copy that guidance.

- **FASB ASC 10-6 Intangible Costs**

The FASB ASC contains guidance on various intangible costs incurred by entities in the cable television industry. Search the FASB ASC for answers to the following questions:

1. What is the prematurity period for these entities?
2. How are programming costs recorded during the prematurity period?
3. How should franchise application costs be recorded by these entities?
4. How should capitalized costs be amortized by these entities?

## Room for Debate

---

- **Debate 10-1 SFAS No. 115**

*SFAS No. 115* (see FASB ASC 320) was issued in response to concerns by regulators and others regarding the recognition and measurement of investments in debt securities. For the following debate, you may consider tying your arguments to theories of capital maintenance and/or the conceptual framework.

*Team Debate:*

Team 1: Present arguments supporting the provisions of *SFAS No. 115*, now contained in FASB ASC 320.

Team 2: Present arguments describing the deficiencies of *SFAS No. 115*, now contained in FASB ASC 320.

- **Debate 10-2 Goodwill**

Under current GAAP, goodwill is recorded when purchased. For the following debate, you may consider tying your arguments to theories of capital maintenance and/or the conceptual framework.

*Team Debate:*

Team 1: Present arguments in favor of the capitalization of “purchased” goodwill.

Team 2: Present arguments against the capitalization of “purchased” goodwill.

• **Debate 10-3 The Fair Value Option**

Under current GAAP, companies may opt to report financial assets and liabilities at fair value.

*Team Debate:*

Team 1: Present arguments in favor of the fair value option for financial assets and liabilities.

Team 2: Present arguments against the fair value option for financial assets and liabilities.

## CHAPTER 11

---

# Long-Term Liabilities

---

The importance of short-term liabilities as an element of working capital was discussed in Chapter 8. In this chapter we examine the nature of long-term liabilities. The emphasis is on recognition and measurement of transactions and events as liabilities, with specific attention to some of the more troublesome aspects, and on analysis of the risk associated with a company's use of long-term debt.

Investors, creditors, and other users view the separation of liabilities into current and noncurrent classifications as important because their decision models use the working capital concept, current ratios, and projections of expected future cash flows to analyze and compare the performance of firms. The amount of long-term debt relative to equity is also relevant because the debt-to-equity ratio is directly related to the risk associated with investing in the firm's stock.<sup>1</sup> As the debt-to-equity ratio of a firm increases, the market's perception of the riskiness of investing in the firm's stock also rises. Thus it is important that accountants have criteria to appropriately classify liabilities as short-term or long-term, so that decision makers can reliably evaluate the firm's ability to meet current needs and to determine the level of riskiness inherent in projections of future cash flows over time.

1. See Robert S. Hamada, "The Effect of the Firm's Capital Structure on the Systematic Risk of Common Stocks," *Journal of Finance* (March 1969), 13–31; and Mark E. Rubinstein, "A Mean-Variance Synthesis of Corporate Financial Theory," *Journal of Finance* (May 1973), 167–181.

## The Definition of Liabilities

SFAC No. 6 describes the elements comprising the balance sheet as assets, liabilities, and equity. Assets have future economic benefit. Liabilities and equity provide resources (capital) for the acquisition of assets. The amount of liabilities a firm has relative to equity is termed the firm's *capital structure*.

In current accounting practice, liabilities and equity are treated as separate and distinct elements of the firm's capital structure. This distinction is apparent in the fundamental accounting equation

$$\text{assets} = \text{liabilities} + \text{equity}$$

Accordingly, liabilities and equity are both claimants to enterprise assets, but equity represents an ownership interest, whereas liabilities are creditor claims. These interests are different, and their separate disclosure is relevant to decision makers who rely on published financial information.<sup>2</sup>

Theories of equity postulate how the balance sheet elements are related, and they have implications for the definitions of both liabilities and equity. The two prominent theories of equity—entity theory and proprietary theory—imply unique relationships among assets, liabilities, and equity.

The *entity theory* depicts the accounting equation as

$$\text{assets} = \text{equities}$$

According to the entity theory, there is no fundamental difference between liabilities and owners' equity.<sup>3</sup> Both provide capital to the business entity and receive income in return in the form of interest and dividends. Under entity theory, liabilities and equity would require separate line disclosure in the balance sheet, but there would be no subtotals for total liabilities or total equity, and no need for separate or distinct definitions for each.

The *proprietary theory* views the net assets of the firm as belonging to the owners.<sup>4</sup> Under this theory, equity is equal to the net worth of the owners. The proprietary theory relationship is articulated as

$$\text{assets} - \text{liabilities} = \text{equity}$$

Although the AICPA, APB, and FASB have not formally described this relationship as the theory underlying the elements of financial statements, the APB defined liabilities and owners' equity in *Statement No. 4* and stated that the approach implicit in their definitions is that assets minus liabilities equals owners' equity.<sup>5</sup>

2. See Myrtle W. Clark, "Entity Theory, Modern Capital Structure Theory, and the Distinction between Debt and Equity," *Accounting Horizons* (September 1993), 14–31.

3. William A. Paton, *Accounting Theory* (New York: Ronald Press, 1922), 73.

4. Henry Rand Hatfield, *Accounting: Its Principles and Problems* (New York: D. Appleton & Co., 1927), 171, 221.

5. Accounting Principles Board, *APB Statement No. 4*, "Basic Concepts and Accounting Principles Underlying Financial Statements of Business Enterprises" (New York: AICPA, 1970), para. 132.

In addition, *SFAC No. 6* has defined liabilities and equities in a manner that is also consistent with proprietary theory as follows:

- *Liabilities.* Probable future sacrifices of economic benefits arising from present obligations of a particular entity to transfer assets or provide services to other entities in the future as a result of past transactions or events
- *Equities.* The residual interest in the assets of an entity that remains after deducting its liabilities. In a business enterprise, the equity is the ownership.<sup>6</sup>

## Recognition and Measurement of Liabilities

According to *SFAC No. 5*, for an item to be recognized as a liability in financial statements, it must meet the definition of liabilities found in *SFAC No. 6*, and it must be measurable. Theoretically, liabilities should be measured at the present value of their future cash flows, discounted at the market rate of interest. The discounted present value measures the initial fair market value of a liability. For example, the selling price of a bond is equal to the sum of the present value of the interest payments and maturity value, discounted at the market rate of interest on the date it is sold. Discounting is often ignored for current liabilities, because the undiscounted value is not materially different from the discounted present value.

Liabilities are measured at the amount established in an exchange—initial fair value. But, under the traditional historical cost accounting model, liabilities are not adjusted to fair value at the end of each subsequent accounting period. Alternatively, under *SFAS No. 159* (see FASB ASC 825, discussed in Chapter 10), companies may opt to report many financial assets and liabilities at fair value. If this alternative is elected, the liabilities for which the election was made are revalued at each reporting date. Their fair values are reported in the balance sheet, and changes in fair value are included in earnings. This measurement and reporting approach is consistent with the theoretical valuation of liabilities.

The classification and measurement of items as liabilities is not always straightforward. For example, the present value of postretirement benefits, such as health care for retired employees, are recognized as liabilities, even though the benefits may not be paid for many years in the future and there is a great deal of uncertainty surrounding projections of future cash flows. The FASB supports this kind of recognition by referring to the *SFAC No. 6* definition of liabilities. Postretirement benefits represent sacrifices of future resources resulting from employees having earned those future benefits during present and prior accounting periods.

Unfortunately, the definitions in *SFAC No. 6*, like those in *APB Statement No. 4*, leave many unresolved questions. In the following section we examine some of these questions and attempt to develop more specific criteria for the proper classification of items as liabilities.

## Debt versus Equity

The preceding definitions require the classification of all items on the right-hand side of the balance sheet into their liability or equity components. This requirement presumes that all financial interests in the enterprise are liability or equity interests,

6. *Statement of Financial Accounting Concepts No. 6*, “Elements of Financial Statements” (Stamford, CT: Financial Accounting Standards Board, 1985), paras. 35, 49.

and it further presumes that these distinctions are readily apparent to whoever is preparing financial statements. There are at least two fallacies in these assumptions: (1) The wide variety of securities issued by the modern, complex corporation does not readily lend itself to classification schemes, and (2) to date there are no authoritative guidelines to use in applying the classification schemes. What one individual might view as debt, another might view as equity.

An example of a security presenting this type of dilemma is redeemable preferred stock. Until the issuance of *SFAS No. 150* (see FASB ASC 480, discussed later in this chapter), GAAP considered redeemable preferred stock as equity, or as a *mezzanine item* disclosed between liabilities and equity on the balance sheet, even though it must be repaid. Additionally, the SEC mandated that future cash obligations attached to preferred stock subject to mandatory redemption or whose redemption is outside the issuer's control should be highlighted to distinguish it from permanent capital.<sup>7</sup> Accordingly, these securities were not included in stockholders' equity. Moreover, under the SEC ruling they were not to be included in total liabilities either. The SEC had in effect created a separate "temporary" equity balance sheet category. Yet, *SFAC No. 6* does not recognize such a category as an element of financial statements. In 2003, the FASB issued *SFAS No. 150*, "Accounting for Certain Financial Instruments with Characteristics of Both Liabilities and Equity" (see FASB ASC 480). This guidance requires companies to record and report mandatorily redeemable preferred stock (MRPS) as a liability on their balance sheets, and the dividends on these securities as interest expense.

As long as accountants feel that the present distinction between debt and equity should be continued, such examples point to the need for accountants to develop additional criteria to aid in classifying items on the right-hand side of the accounting equation as either debt or equity. Box 11.1 discusses some of the decision factors that may be used.

Recognizing that these problems exist, the FASB resurrected a discussion memorandum titled "Distinguishing between Liability and Equity Instruments and Accounting for Instruments with Characteristics of Both."<sup>8</sup> The impetus for the discussion memorandum is the increasing use of *complex financial instruments*, which have both debt and equity characteristics. In late 2000 the FASB issued an exposure draft of a proposed statement, "Accounting for Financial Instruments with Characteristics of Liabilities, Equity, or Both," and a proposed amendment to *SFAC No. 6* that would revise the definition of liabilities.<sup>9</sup>

The Board's tentative conclusions have led to the development of an approach based on the characteristics of liabilities and equity. The first step in this approach is to determine whether the component includes an obligation. An obligation is a contractual provision that requires the issuer to perform by transferring to the holder cash, other assets, or the issuer's stock. Those financial instrument components that

7. Securities and Exchange Commission, *Accounting Series Release No. 268*, Presentation in Financial Statements of "Redeemable Preferred Stocks," in *SEC Accounting Rules* (Chicago: Commerce Clearing House, 1983).

8. FASB Discussion Memorandum, "Distinguishing between Liability and Equity Instruments and Accounting for Instruments with Characteristics of Both" (Stamford, CT: FASB, August 20, 1990).

9. FASB Exposure Draft, "Accounting for Financial Instruments with Characteristics of Liabilities, Equity, or Both" (Stamford, CT: FASB, October 27, 2000).



## **Box 11.1 Consolidated Set of Decision Factors**

The following set of thirteen factors is presented as a guide to assist in determining the classification of items on the right-hand side of the accounting equation as either debt or equity. (The sequence in which the factors are presented is not intended to reflect any judgment about their relative importance.)

### **Maturity Date**

Debt instruments typically have a fixed maturity date, whereas equity instruments do not mature. Because they do mature, debt instruments set forth the redemption requirements. One of the requirements may be the establishment of a sinking fund to ensure that funds will be available for the redemption.

### **Claim on Assets**

In the event the business is liquidated, creditors' claims take precedence over those of the owners. There are two possible interpretations of this factor. The first is that all claims other than the first priority are equity claims. The second is that all claims other than the last are creditor claims. The problem area includes all claims between these two interpretations: those claims that are subordinated to the first claim but take precedence over the last claim.

### **Claim on Income**

A fixed dividend or interest rate has a preference over other dividend or interest payments. That it is cumulative in the event it is not paid for a particular period is said to indicate a debt security. On the other hand, a security that does not provide for a fixed rate, one that gives the holder the right to participate with common stockholders in any income distribution, or one whose claim is subordinate to other claims might indicate an ownership interest.

### **Market Valuations**

As long as a company is solvent, market valuations of its liabilities are unaffected by company performance. Conversely, the market price of equity securities is affected by the earnings of the company as well as by investor expectations regarding future dividend payments.

### **Voice in Management**

A voting right is the most common evidence of a voice in the management of a corporation. This right is normally limited to common stockholders, but it may be extended to other investors if the company defaults on some predetermined conditions. For example, if interest is not paid when due or profits fall below a certain level, voting rights may be granted to other security holders, thus suggesting that the security in question has ownership characteristics.

### **Maturity Value**

A liability has a fixed maturity value that does not change throughout its life. An ownership interest does not mature, except in the event of liquidation; consequently, it has no maturity value.

*(Continued)*

**Box 11.1 (Continued)****Intent of Parties**

The courts have determined that the intent of the parties is one factor to be evaluated in ruling on the debt or equity nature of a particular security. Investors' attitude and investment character are two subfactors that help in making this determination. Investors may be divided into those who want safety and those who want capital growth, and the investments may be divided into those that provide safety and those that provide an opportunity for capital gains or losses. If the investor was motivated to make a particular investment on the basis of safety and if the corporation included in the issue those features normally equated with safety, then the security may be debt rather than equity. However, if the investor was motivated to acquire the security by the possibility of capital growth and if the security offered the opportunity of capital growth, the security would be viewed as equity rather than debt.

**Preemptive Right**

By law, common stockholders have a preemptive right (the right to purchase common shares in a new stock offering by the corporation). If a security offers its holder a preemptive right, it may be considered to have an equity characteristic. Securities not carrying this right may be considered debt.

**Conversion Features**

A security that may be converted into common stock has at least the potential to become equity if it is not currently considered equity. Thus the security, or perhaps its conversion feature, may be considered equity. A historical study of eventual conversion or liquidation may be useful in evaluating this particular factor.

**Potential Dilution of Earnings per Share**

This factor might be considered as a subfactor of conversion, because the conversion feature of a security is the most likely cause of dilution of earnings per share, other than a new issue of common stock. In any event, a security that has the potential to dilute earnings per share is assumed to have equity characteristics.

**Right to Enforce Payments**

From a legal point of view, creditors have the right to receive periodic interest at the agreed-upon date and to have the maturity value paid at the maturity date. The enforcement of this right can result in the corporation's being placed in receivership. Owners have no such legal right; therefore, the existence of the right to enforce payment is an indication of a debt instrument.

**Good Business Reasons for Issuing**

Determining what constitutes good business reasons for issuing a security with certain features rather than one with different features presents a difficult problem. Two relevant subfactors are the alternatives available and the amount of capitalization. Securities issued by a company in financial difficulty or with a low level of capitalization may be considered equity on the grounds that only those

**Box 11.1 (Continued)**

with an ownership interest would be willing to accept the risk, whereas securities issued by a company with a high level of capitalization may be viewed as debt.

**Identity of Interest between Creditors and Owners**

When the individuals who invest in debt securities are the same individuals, or family members, who hold the common stock, an ownership interest is implied.

embody obligations requiring settlement by a transfer of cash or other assets are classified as liabilities, because they do not give rise to the possibility of establishing an ownership interest by the holder. Obligations permitting or requiring settlement by the issuance of stock give rise to liability–equity classification questions. These components should be classified as equity if they convey the risks and rewards of ownership to the holder. If the relationship is that of a debtor or creditor, the component should be classified as liability. The proceeds from issuing a compound financial instrument that includes both liability and equity components should be allocated to its liability and equity components using their relative fair value unless such an allocation is impracticable. Interest, dividends, gains, and losses relating to financial instrument components classified as liabilities are reported in income. Similar amounts related to equity components are reported in equity.

The FASB has not yet resolved the issues raised by the existence of complex financial instruments. In its 2003 issuance of *SFAS No. 150*, “Accounting for Certain Financial Instruments with Characteristics of Both Liabilities and Equity” (see FASB ASC 480), the Board has, however, used the definitions of obligations and equity found in the “components” approach to certain financial instruments. *SFAS No. 150* required that the following freestanding financial instruments be classified as liabilities:

- A mandatorily redeemable financial instrument, such as mandatorily redeemable preferred stock
- A financial instrument that (at inception) embodies an obligation to repurchase the issuer’s equity shares, or is indexed to such an obligation, and that requires or may require the issuer to settle the obligation by transferring assets, such as a written put option on the issuer’s common stock
- A financial instrument that embodies an obligation (unconditional or conditional) that requires or may require the issuer to settle by issuing a variable number of shares of its equity securities, if, at inception, the financial instrument’s monetary value is based (solely or predominantly) on any of the following:
  - A fixed monetary amount
  - Variations in the value of something other than the fair value of the issuer’s equity securities—for example, a financial instrument indexed to the S&P 500
  - Variations inversely related to changes in the fair value of the issuer’s equity shares—for example, a written put that could be net share settled

Mandatorily redeemable financial instruments meet the definition of a liability, because they embody unconditional obligations for the issuer to redeem them by

transferring assets at a specified or determinable date or dates, or upon an event that is certain to occur. Freestanding written put options and forward contracts on the issuer's equity shares that require physical settlement are classified as liabilities because the issuer must repurchase equity shares by transferring assets. Finally, obligations that are to be settled by the issuance of a variable number of equity shares are considered liabilities when the number of shares issued in settlement is determined by a monetary amount fixed at the date they are issued.

Such settlements are tantamount to a settlement by transferring assets because the settlements made are equivalent in value to a known amount that was predetermined at the obligation's inception.

## Classification of Long-Term Debt

---

Once a liability has been identified and measured, it is reported as either a current or a long-term liability. The classification of an item as a long-term liability is based on the one-year or current operating cycle rule. If the settlement of an existing obligation is not expected to use an asset properly classified as current or to be replaced by another current liability, it is classified as a long-term liability. The most commonly encountered long-term liabilities are bonds, long-term notes, lease obligations, pension obligations, deferred taxes, other long-term deferrals, and, occasionally, contingent liabilities. Leases, pensions, and deferred taxes are discussed separately in the following chapters. In this section we examine the reporting requirements for bonds, notes, deferrals, and contingencies.

## Bonds Payable

When additional funds are needed to finance current operations or to expand the business, a corporation has the choice of issuing debt or issuing equity securities. There are four basic reasons why a corporation might wish to issue debt rather than equity securities:

- *Bonds may be the only available source of funds.* Many small and medium-sized companies can appear too risky for investors to make a permanent investment.
- *Debt financing has a lower cost.* Because bonds have lower investment risk than stock, they traditionally have paid relatively low rates of interest. Investors acquiring equity securities generally expect a greater return to compensate for higher investment risk.
- *Debt financing offers a tax advantage.* Interest payments to debt holders are deductible for income tax purposes, whereas dividends paid on equity securities are not.
- *The voting privilege is not shared.* Stockholders wishing to maintain their present percentage of ownership in a corporation must purchase the current ownership proportion of each new common stock issue. Debt issues do not carry ownership or voting rights; consequently, they do not dilute voting power. Where the proportion of ownership is small and holdings are widespread, this consideration is probably not very important.

The use of borrowed funds is known as *financial leverage*. The customary reason for using borrowed funds is the expectation of investing them in a capital project that will provide a return in excess of the cost of the acquired funds. The stockholders' investment serves as protection for the bondholders' principal and income, and the strength of current earnings and the debt-to-equity relationship influence the

rate of interest required by the debt holder. When using debt financing, it should be recognized that financial leverage increases the rate of return to common stockholders only when the return on the project is greater than the cost of the borrowed funds. Earnings (less their related tax effect) in excess of interest payments will increase earnings per share. However, if the return on the investment project falls below the stipulated bond interest rate, earnings per share will decline. The assessment of a company's use of financial leverage is discussed later in the chapter.

### Bond Classifications

Bonds often are classified by the nature of the protection offered by the company. Bonds that are secured by a lien against specific assets of the corporation are known as *mortgage bonds*. In the event the corporation becomes bankrupt and is liquidated, the holders of mortgage bonds have first claim against the proceeds from the sale of the assets that secured their debt. If the proceeds from the sale of secured assets are not sufficient to repay the debt, mortgage bondholders become general creditors for the remainder of the unpaid debt.

*Debenture bonds* are not secured by any property or assets, and their marketability is based on the corporation's general credit. A long period of earnings and continued favorable predictions are necessary for a company to sell debenture bonds. Debenture bondholders become general creditors of the corporation in the event of liquidation.

### Bond Selling Prices

Bonds are generally sold in \$1,000 denominations and carry a stated amount of interest. The *stated interest rate* is printed on the *bond indenture* (contract). It determines the amount of interest that will be paid to the investor at the end of each interest period. The stated rate approximates the rate that management believes necessary to sell the bonds, given the current state of the economy and the perceived risk associated with the bonds. A bond issued with a relatively low amount of perceived risk offers a lower interest rate than a bond issued with a relatively higher amount of risk.

The decision to issue bonds and their subsequent sale can take place over a relatively long period of time. From the time the bonds are authorized until they are issued, economic conditions affecting interest rates are likely to change. As a result, at issuance the stated interest rate can differ from the *market rate* for bonds of similar perceived risk. The investor will be unwilling to invest in a bond yielding interest at a rate less than the market rate. Similarly, the issuing company will be unwilling to issue a bond yielding an interest rate that is higher than the market rate. Because the stated rate is predetermined and cannot be changed, the market price of the bond is adjusted so that the *effective rate* of interest is equal to the market rate.

The market rate of interest necessary to sell a bond issue is also known as the *yield rate* on the bonds. The amount investors are willing to invest is the amount that will yield the market rate of interest, given the amount and timing of the stated interest payments and the *maturity value* of the bonds. Thus the issue price of the bond is equal to the sum of the present values of the principal and interest payments, discounted at the yield rate. If investors are willing to accept the interest rate stated on the bonds, the bonds will be sold at their *face value*, or *par*, and the yield rate will equal the stated interest rate. When the market rate of interest exceeds the stated interest rate, the bonds will sell below face value (at a *discount*), thereby increasing the effective interest rate. Alternatively, when the market rate of interest is less than the stated interest rate, the bonds will sell above face value (at a *premium*), thereby lowering the effective interest rate.

To illustrate, assume that the XYZ Corporation issued \$100,000 of 10 percent, 10-year bonds on January 1, 2010. Interest on these bonds is to be paid annually each December 31. If these bonds are actually sold to yield 9 percent, the bond selling price will be calculated as follows:

Present value of maturity value	
$\$100,000 \times 0.422411^*$	\$ 42,241.10
Present value of interest payments	
$\$10,000 \times 6.417658^\dagger$	64,176.58
	<u>\$106,417.68</u>

\*Present value of \$1:  $i = 0.09$ ,  $n = 10$ .

†Present value of an ordinary annuity of \$1:  $i = 0.09$ ,  $n = 10$ .

Since investors must accept an interest rate lower than the rate stated on the bonds, the bond selling price will be higher than the face value of the bonds. The increased selling price has the effect of lowering the yield rate. That is, the amount of interest stipulated on the bonds will be the amount paid to investors each interest payment date, but the actual cash amount invested has increased. The result is that total interest expense over the life of the bonds will be less than the stated amount of interest by the amount of the premium.

Total interest paid	
$\$10,000 \times 10$	\$100,000.00
Principal payment at maturity	<u>100,000.00</u>
Total paid by the borrower	\$200,000.00
Issue price	<u>106,417.68</u>
Total interest expense	<u>\$ 93,582.32</u>
Premium on the bonds	<u>\$ 6,417.68</u>

On the other hand, assume that the rate of interest required by investors is 12 percent. The bond selling price will be reduced to achieve a higher yield rate as follows:

Present value of maturity value	
$\$100,000 \times 0.321973^*$	\$32,197.30
Present value of interest payments	
$\$10,000 \times 5.650223^\dagger$	56,502.23
	<u>\$88,699.53</u>

\*Present value of \$1:  $i = 12$ ,  $n = 10$ .

†Present value of an ordinary annuity of \$1:  $i = 12$ ,  $n = 10$ .

In this case, the yield rate is higher than the stated rate, because the cash payment to investors remains the same while the amount borrowed has decreased.

The total interest expense over the life of the bonds will exceed the total interest payments by the amount of the discount, \$11,300.47 (\$100,000 – \$88,699.53).

When bonds are issued between interest payment dates, because interest payments are fixed by the bond indenture, investors will receive the full amount of the interest payment on the interest payment date, even though the bonds have not been held for the entire interest period. To compensate the issuer, the investor pays interest accrued from the contract date to the date of issuance. The *accrued interest* will be repaid to the investor on the next interest payment date and therefore is a current liability to the issuing corporation. The issue price is determined by discounting the maturity value and interest payments from the contract date to maturity plus the return on the bond from the contract date to the date of issuance minus the amount of accrued interest paid.

### **Bond Issue Costs**

The costs to issue bonds may be substantial. The issuing corporation incurs attorney's fees, costs to print the bonds, the cost of preparing the bond prospectus, and sales brokerage commissions. Under *APB Opinion No. 21* (see FASB ASC 470-35-10-2), *bond issue costs* were treated as a deferred charge and shown on the balance sheet as an asset. The asset is amortized from the date of issue to the maturity date of the bonds. The rationale for this treatment is that the costs were incurred to derive benefit from the issuance of the bonds because the debt proceeds contribute to the earnings process. Consequently, they represent future service potential and are assets.

In contrast, debt issue costs were cited by *SFAC No. 6* as an expenditure that does not meet the definition of an asset.<sup>10</sup> The FASB argued that these costs reduce the proceeds of borrowing, resulting in a higher effective interest rate. Consequently, they have no future benefit. This argument provides a basis for subtracting unamortized bond issue costs from the initial carrying value of the debt and allowing it to affect the calculation of periodic interest expense. Alternatively, the FASB stated that because they provide no future benefit, debt issue costs may be treated as an expense of the period of borrowing.<sup>11</sup>

Alternatively, when a company elects to measure a financial obligation using the *SFAS No. 159* (see FASB ASC 825-10-25) fair value option, all up-front costs and fees are expensed as incurred. They are not deferred. A rationale for this treatment is that the market does not factor in up-front costs when setting the issue price of the debt (the debt's fair value) and thus the amount borrowed by the debtor on the date of issuance. Because these costs neither affect the debt's fair value nor meet the definition of an asset, as discussed above, they are logically an expense.

### **Bond Interest Expense**

Interest is the cost of borrowing, and because debt is borrowed over a period of time, it should be allocated to the periods over which the debt is owed. As shown above, the total interest over the life of the bond issue is affected by the presence of a premium or discount. In these cases, the calculation of *interest expense*

10. *SFAC No. 6*, para. 237.

11. *Ibid.*

involves amortization of the premium or discount. There are two methods of allocating interest expense and the associated premium or discount over the life of the bond issue: the straight-line method and the effective interest method. Under the *straight-line method*, the total discount or premium is divided by the total number of interest periods to arrive at the amount to be amortized each period. This method gives an equal allocation per period and results in a stable interest cost per period.

The assumption of a stable interest cost per interest period is not realistic, however, when a premium or discount is involved. The original selling price of the bonds was set to yield the market rate of interest. Therefore the more valid assumption is that the yield rate should be reflected over the life of the bond issue. The *effective interest method* satisfies this objective by applying the yield rate to the beginning carrying value of the bonds in each successive period to determine the amount of interest expense to record. When using the effective interest method, the premium or discount amortization is determined by finding the difference between the stated interest payment and the amount of interest expense for the period.

The effective interest method is theoretically preferable, because it results in a stable interest rate per period and discloses a liability balance on the balance sheet equivalent to the present value of the future cash flows discounted at the original market rate of interest. In addition, *APB Opinion No. 21* (see FASB ASC 835-30-25) required use of the effective interest method unless the results obtained from using the straight-line method are not materially different. Some companies use the straight-line method because it is easy to calculate and because the difference between income statement and balance sheet values reported under the two methods from period to period are relatively minor.

However, one could argue that the effective interest method does not yield balance sheet amounts that are relevant to users of financial statements. The resulting balance sheet amount is the amount that it would take to satisfy the obligation under its original terms. The fair value option may provide greater relevance, because under this option, fair value is equal to the exit value of the financial liability and thus would reveal the amount that it would take to extinguish the debt on the balance sheet date. Moreover, reporting changes in the fair value of unextinguished debt in earnings provides a measure of the opportunity cost or gain resulting from management's decision to carry the debt rather than retire it.

### **Zero Coupon Bonds**

A *zero coupon* or *deep discount bond* is a bond that does not carry a stated rate of interest; thus, the borrower makes no interest payments to the investor. As a result, zero coupon bonds are sold at considerably less than face value (i.e., at a deep discount). Because there are no interest payments, the interest cost to the issuer is equal to the difference between the maturity value and the issue price of the bond. The resulting periodic interest expense is equal to the amount of the discount amortized for the accounting period. For example, if a \$100,000 zero coupon bond with a life of 10 years is issued to yield 12 percent, the issue price will be \$32,197 and the unamortized discount will be \$67,803. Interest expense should be calculated using the effective interest method. For the first year, interest expense will be \$3,864 ( $12\% \times \$32,197$ ). The bond's carrying value will then increase by the amount of the discount amortized (\$3,864), resulting in an increase in interest expense incurred for year two. This pattern is repeated until the carrying value of the bond has increased to its face value.



Many accountants have questioned the logic of investing in zero coupon bonds because of the Internal Revenue Code regulation that requires investors to include the yearly discount amortization as income before the cash interest is actually received. However, zero coupon bonds became popular with pension funds because (1) they usually do not contain a call provision, and therefore the stated return is guaranteed until maturity, and (2) they offer *reinvestment return*, which means that all the interest is reinvested at the same rate of return over the life of the issue. In addition, the income from pension investments is tax-deferred. No tax is paid until distributions are made during retirement.

### Call Provisions

Long-term debt is issued under the prevailing market conditions at the time it is issued. When market conditions are unfavorable, it may be necessary to pay unusually high interest rates or to include promises in the *bond indenture* (the agreement between the issuing corporation and the bondholders) that inhibit the financial operation of the company. For example, the indenture may include restrictions (debt covenants) on dividends, a promise to maintain a certain working capital position, or the maintenance of a certain debt-to-equity relationship.

Most companies protect themselves from the inability to take advantage of future favorable changes in market conditions by including a call provision in the bond indenture. This provision allows the company to recall debt at a prestated percentage of the issue price (the call price).

The recall, or *early extinguishment*, of debt may take two forms: (1) the borrowed funds may no longer be needed and the debt is therefore canceled, which is termed *debt retirement*, or (2) the existing debt may be replaced with another debt issue, termed *debt refunding*.

The cancellation of existing debt poses no particular accounting problem. Any gain or loss resulting from the difference between the carrying value and the call price is treated as a gain or loss in the year the extinguishment takes place. The theory behind this treatment is that the recall of the debt was a current decision, and its effects should therefore be reflected in current income.

The argument is not quite so convincing in the case of refunding transactions. In *ARB No. 43*, three methods of accounting for the gain or loss from a refunding transaction were discussed.

- Make a direct write-off of the gain or loss in the year of the transaction.
- Amortize the gain or loss over the remaining life of the original issue.
- Amortize the gain or loss over the life of the new issue.<sup>12</sup>

Some accountants favor recognizing the gain or loss over the remaining life of the old issue because they view this as the period of benefit—that is, a higher interest cost would have been incurred during this period if the old issue had not been refunded. Those who favor recognizing the gain or loss over the life of the new issue base their argument on the matching concept—that is, the lower interest rates obtained by the refunding should be adjusted to reflect any refunding gain or loss. Finally, accountants favoring immediate write-off argue that this method is the most logical because the value of the debt has changed over time, and paying the call price is the most favorable method of eliminating the debt.

12. Accounting Principles Board, *Accounting Research Bulletin No. 43*, "Restatement and Revision of Accounting Research Bulletins" (New York: AICPA, 1953).

*ARB No. 43* stated a preference for the first method and allowed the second. Later, *APB Opinion No. 6* (superseded) allowed the use of the third method under certain circumstances.<sup>13</sup> In effect, these two releases often permitted a company to use any one of three available methods.

After a subsequent reexamination of the topic, the APB issued *Opinion No. 26*, “Early Extinguishment of Debt”<sup>14</sup> (see FASB ASC 470-50). In this release the Board maintained that all early extinguishments were fundamentally alike (whether retirements or refundings) and that they should be accounted for in the same manner. Since the accounting treatment of retirements was to reflect any gain or loss in the period of recall, it was concluded that any gains or losses from refunding should also be reflected currently in income. Thus options two and three are no longer considered acceptable under GAAP.

In the mid-1970s, because of pressure from the SEC, the FASB undertook a study of the reporting requirements for gains and losses arising from early extinguishment of debt. Prevailing market conditions in 1973 and 1974 allowed several companies to reacquire long-term debt at prices well below face value. For example, in 1973 United Brands was able to realize a \$37.5 million gain by exchanging \$12.5 million in cash and \$75 million in 91/8 percent debentures for \$125 million of 51/2 percent convertible subordinated debentures. This entire gain was reported as ordinary income.

Upon completion of its study, the FASB issued *SFAS No. 4*, “Reporting Gains and Losses from Extinguishment of Debt”<sup>15</sup> (superseded). This release required that gains and losses on all extinguishments, whether early or at scheduled maturity, be classified as extraordinary items without regard to the criteria of “unusual nature” or “infrequency of occurrence.” However, recently the FASB revisited this issue and reached a different conclusion. The Board noted that when *SFAS No. 4* was originally issued, its provisions represented a “practical and reasonable solution to the question regarding income statement classification of gains or losses from extinguishment of debt until such time as the broader issues involved can be addressed.”<sup>16</sup> In the ensuing years, the use of debt extinguishment became part of the risk management strategy of many companies. As a result, the FASB concluded that debt extinguishments that are used as a part of an entity’s risk management strategy do not meet the criteria for classification as extraordinary items and therefore should not be classified as extraordinary.<sup>17</sup>

In 1983, *APB Opinion No. 26* was amended by *SFAS No. 76*, “Extinguishment of Debt” (superseded). This release made the provisions of *APB Opinion No. 26* applicable to all debt extinguishments, whether early or not, except those specifically exempted by other pronouncements (e.g., debt restructurings). Debt was considered to be extinguished in the following circumstances:

13. Accounting Principles Board, *Accounting Principles Board Opinion No. 6*, “Status of Accounting Research Bulletins” (New York: AICPA, 1965).

14. Accounting Principles Board, *Accounting Principles Board Opinion No. 26*, “Early Extinguishment of Debt” (New York: AICPA, 1972).

15. *Statement of Financial Accounting Standards No. 4*, “Reporting Gains and Losses from Extinguishment of Debt” (Stamford, CT: FASB, 1975).

16. *Ibid.*, para. 15.

17. *Statement of Financial Accounting Standards No. 145*, “Rescission of FASB Statements No. 4, 44, and 64, Amendment of FASB Statement No. 13, and Technical Corrections” (Norwich, CT: FASB, 2002; see FASB ASC 470-50).

- The debtor has paid the creditor and is relieved of all obligations regardless of whether the securities are canceled or held as Treasury bonds by the debtor.
- The debtor is legally released from being the primary obligor by the creditor, and it is probable that no future payment will be required (*legal defeasance*).
- The debtor places cash or other essentially risk-free securities (such as government securities) in a trust used solely for satisfying both the scheduled interest payments and principal of a specific obligation, and the possibility of future payments is remote (*in-substance defeasance*).

Under the third situation, known as in-substance defeasance, the debt was considered extinguished even though the debtor was not legally released from being the primary obligor of the debt. *SFAS No. 76* allowed the debt and the assets placed into the irrevocable trust to be derecognized. This practice was criticized as being inconsistent with economic reality. It was argued that the transaction does not have sufficient economic substance to justify derecognition or to gain recognition. Moreover, it allowed management to manipulate income by reporting a gain even though the debtor had not been legally released from the obligation.

The FASB reviewed in-substance defeasance as part of its project on financial instruments and off-balance sheet financing (discussed later in this chapter). The Board subsequently issued *SFAS No. 125* (superseded), which eliminated the reporting of “in-substance defeasance” transactions as early extinguishments of debt.<sup>18</sup> This release indicated that a debt should be extinguished if and only if the following two conditions are met:

1. The debtor pays the creditor and is relieved of its obligation. Payment may be in the form of cash, other financial assets, goods or services, or reacquisition of debt securities.
2. The debtor is legally released from being the primary obligor.

It was argued that an in-substance defeasance transaction does not meet the conditions necessary for derecognition of a liability or an asset, because it lacks the following essential characteristics:

1. Placing the assets in a trust does not release the debtor from the debt. If the assets should prove insufficient, the debtor must make up the difference.
2. The lender is not limited to the cash flows generated by the trust.
3. The lender does not have the ability to dispose of the assets or to terminate the trust.
4. If the assets in the trust exceed the amounts necessary to meet scheduled interest and principal payments, the debtor can remove the assets.
5. The lender is not a contractual party to establishing the trust.
6. The debtor does not surrender control of the benefits of the assets. The debtor continues to derive benefit, because the assets are being used to extinguish the debt.

18. *Statement of Financial Accounting Standards No. 125, “Accounting for Transfers and Servicing of Financial Assets and Extinguishments of Liabilities”* (Norwalk, CT: FASB, 1996).

The FASB recently replaced *SFAS No. 125* with *SFAS No. 140*, “Accounting for Transfers and Servicing of Financial Assets and Extinguishments of Liabilities—A Replacement of FASB Statement No. 125” (see FASB ASC 860). However, the provisions of *SFAS No. 125* that related to the issue of debt extinguishment were retained.

## Convertible Debt

Senior securities (bonds or preferred stock) that are convertible into common stock at the election of the bondholder often play a role in corporate financing. There is rather widespread agreement that firms sell convertible securities for one of two primary reasons: either the firm wants to increase equity capital and decides that convertible securities are the most advantageous way, or the firm wants to increase its debt or preferred stock and discovers that the conversion feature is necessary to make the security sufficiently marketable at a reasonable interest or dividend rate. In addition, several other factors may, at one time or another, motivate corporate management to decide to issue convertible debt. Among these are

1. Avoiding the downward price pressures on the firm’s stock that placing a large new issue of common stock on the market would cause
2. Avoiding dilution of earnings and increased dividend requirements while an expansion program is getting under way
3. Avoiding the direct sale of common stock when the corporation believes that its stock is currently undervalued in the market
4. Penetrating that segment of the capital market that is unwilling or unable to participate in a direct common stock issue
5. Minimizing the flotation cost (costs associated with selling securities)

The remainder of this section concentrates on convertible debt. Convertible preferred stock is discussed in Chapter 15.

Accounting for *convertible debt* has been the subject of controversy for a number of years. Convertible debt is a *complex financial instrument*. Complex financial instruments combine two or more fundamental financial instruments. Convertible debt combines debt with the option to convert. This combination raises questions regarding the nature of convertible debt and as a result raises questions regarding its appropriate accounting treatment.

There is no question regarding the nature of straight-debt issues. These bonds are liabilities and nothing more. Convertible debt, however, can be viewed in a number of ways. One possibility is to ignore the conversion feature and treat convertible debt like a straight-debt issue. This is the currently required treatment under *APB Opinion No. 14* (see FASB ASC 470-20). This approach is defended on the basis that the bond and conversion option are not separable. Thus the conversion feature itself, regardless of its nature, has no marketable valuation. Opponents of the current requirement argue that it results in an understatement of interest expense and an overstatement of bond indebtedness.<sup>19</sup>

19. It should be noted that *APB Opinion No. 14* was issued before the availability of the Black–Scholes options pricing model (discussed in Chapter 15). Use of the Black–Scholes model allows for separating the debt and equity portions of convertible bonds.

A second view holds that the conversion feature is equity, and as such, its value should be separated from the bond and included in stockholders' equity as additional paid-in capital. Proponents of this view argue that the conversion feature has value that is a function of the price of the stock, not the bond. Investors are willing to pay for the option to convert. Moreover, due to the flexibility to convert or hold the bond, they may also accept a lower interest rate on the debt than would otherwise be obtainable. Therefore, the valuation of the equity component would be the difference between the price at which the bonds might have been sold and the price at which they were sold. This position was initially embraced by the APB in *Opinion No. 10*,<sup>20</sup> but shortly after, due to widespread opposition by corporate management, it was superseded by *APB Opinion No. 12*.<sup>21</sup>

A third view is that convertible debt should be classified according to its governing characteristic.<sup>22</sup> The governing characteristic is based on whether the instrument satisfies the definition of a liability or equity at the date of issuance. The FASB has described four alternative approaches by which the governing characteristic might be determined. The first three would classify convertible debt as a liability. The approaches are as follows:

1. Classify based on the contractual terms in effect at issuance. Without conversion, interest and maturity payments must be made; therefore convertible debt should be classified as a liability.
2. Classify as a liability if the instrument embodies an obligation to transfer financial instruments to the holder if the option were exercised.
3. Classify in accordance with the fundamental financial instrument having the highest value.
4. Classify based on the most probable outcome. A convertible bond would be classified as an equity security if conversion were deemed to be the more probable outcome.<sup>23</sup>

Another view is based on alternative 2 above. This view considers the bond and the option to be two distinct liabilities that warrant separate disclosure.<sup>24</sup> Because the option obligates the corporation to transfer stock to the bondholder upon conversion, the option itself may be considered a liability. The corporation may satisfy the obligation at any time before exercise by buying the bond in the open market or by exercising a call. When the bond is converted, because the corporation could have sold the stock that the bond was converted into at market value, the difference between the market value and the cost to the investor to purchase the bond represents compensation to the investor—a cost to the issuing

20. Accounting Principles Board, *Accounting Principles Board Opinion No. 10*, "Omnibus Opinion—1966" (New York: AICPA, 1966).

21. Accounting Principles Board, *Accounting Principles Board Opinion No. 12*, "Omnibus Opinion—1967" (New York: AICPA, 1967).

22. FASB Discussion Memorandum, "Distinguishing between Liability and Equity Instruments and Accounting for Instruments with Characteristics of Both" (Stamford, CT: FASB, 1990), para. 287.

23. *Ibid.*, paras. 289–90.

24. Clark, "Entity Theory, Modern Capital Structure Theory, and the Distinction between Debt and Equity."

company. That is, common stock is used in lieu of cash. An exercise of the option to convert typically occurs when the market price of the stock is high enough to motivate conversion. Thus, at exercise the corporation would receive less than it would have received had the stock transaction occurred at market price. Consequently, the decision to allow the bonds to be converted causes the corporation to suffer a loss. Because equity transactions are between the corporation and stockholders acting as owners, such a loss is inconsistent with the definition of equity. Finally, if the option to convert is never exercised, the initial value received for the conversion feature cannot be equity, because the bondholder never acted in an ownership capacity and has never been anything but a debt holder.

## Long-Term Notes Payable

Long-term notes payable are similar to bonds in that they represent future obligations to repay debt, and the promise to pay is generally accompanied by a provision for interest on the borrowed funds. The amount of interest charged depends on such factors as the credit standing of the borrower, the amount of current debt, and usual business customs.

During the early 1970s, the APB studied accounting for notes receivable and payable. The study disclosed a rather unusual occurrence in that some note transactions were being conducted without an accompanying interest charge. These transactions were apparently being carried out for such purposes as maintaining favorable customer relations, maintaining current suppliers, or ensuring future services. After reviewing these practices, the Board issued *Opinion No. 21*, "Interest on Receivables and Payables"<sup>25</sup> (see FASB ASC 835-30), which provided guidelines for cases in which no rate of interest was stipulated on notes or the rate stipulated was clearly inappropriate.

The provisions of *APB Opinion No. 21* are summarized as follows (see FASB ASC 835-30-25):

1. Notes exchanged solely for cash are assumed to have a present value equal to the cash exchanged.
2. Notes exchanged for property, goods, and services are presumed to have an appropriate rate of interest.
3. If no interest is stated or the amount of interest is clearly inappropriate on notes exchanged for property, goods, and services, the present value of the note should be determined by (whichever is more clearly determinable)
  - a. Determining the fair market value of the property, goods, and services exchanged
  - b. Determining the market value of the note at the time of the transaction
4. If neither 3a nor 3b is determinable, the present value of the note should be determined by discounting all future payments to the present at an imputed rate of interest. The imputed rate should approximate the rate of similar independent borrowers and lenders in arm's-length transactions.<sup>26</sup> In this case, the imputed rate should approximate the rate that the borrower would

25. Accounting Principles Board, *Accounting Principles Board Opinion No. 21*, "Interest on Receivables and Payables" (New York: AICPA, 1971).

26. *Ibid.*, paras. 11–13.

have to pay to obtain additional funds. This is often referred to as the incremental borrowing rate.

Accounting for notes is similar to accounting for bonds. When the face value of the note differs from its present value, the difference is a premium or discount on the face value of the note and is amortized over the life of the note by the *effective interest method* in such a manner as to reflect a constant rate of interest. The amortization is subtracted from the premium or discount each year, as discussed earlier for bond discount and premiums, in such a manner that at the time of repayment the face value and carrying value are equal.

Although *APB Opinion No. 21* was designed to require the recording of interest on most notes receivable and payable, it specifically *exempted* the following types of transactions (see FASB ASC 835-30-15-3):

- Normal trade transactions not exceeding a year
- Amounts that will be applied to the purchase of property, goods, and services
- Security deposits
- Customary activities of financial institutions
- Transactions where the rate is affected by the regulations of government agencies
- Transactions between parent and subsidiaries and between subsidiaries of a common parent

## Short-Term Debt Expected to Be Refinanced

Some corporations have attempted to improve their liquidity position by excluding from current liabilities that portion of short-term debt that was expected to be refinanced on a long-term basis. This treatment resulted in disclosure variations between companies and led to the issuance of *SFAS No. 6*, "Classification of Short-Term Obligations Expected to Be Refinanced" (see FASB ASC 470-10-45). In this release, the FASB took the position that short-term obligations cannot be disclosed as long-term liabilities unless the following conditions exist: (1) there is an intention to refinance current liabilities on a long-term basis, and (2) the corporation demonstrates the ability to refinance such liabilities. The intent of the company to refinance current obligations means that working capital will not be reduced by satisfaction of the obligation. The ability to refinance means that the company has an agreement to refinance the obligations on a long-term basis with a qualified creditor.

A company may refinance short-term debt on a long-term basis by replacing a current liability with long-term debt or ownership securities. In addition, refinancing may be demonstrated if the current liability is extended, renewed, or replaced by other short-term debt.

A short-term obligation that is excluded from the current liability section of the balance sheet requires disclosure in the financial statement footnotes. This disclosure must include a general description of the financing agreement and the terms of any new obligation incurred or expected to be incurred, or equity securities issued or expected to be issued, as a result of the refinancing.

## Deferred Credits

Deferred credits are not liabilities in the usual sense of the word, in that normally they are not normally satisfied by the payment of funds, but rather by the performance of



services. They result from the double-entry accounting system, which requires a credit for every debit. The most frequently encountered deferred credits are (1) income received in advance—for example, airline tickets sold in advance—and (2) unrealized gross profit on installment sales (usually no longer appropriate). These items represent anticipated future revenues (unearned income). But there is no assurance that all deferrals will ultimately be included in earnings.

Although unearned revenues fit the definition of liabilities found in *SFAC No. 6*, deferred gross profit on installment sales does not.<sup>27</sup> Unearned revenues reflect liabilities to perform future services resulting from transactions for which the company was compensated in advance. Deferred gross profits arise from prior performance of services, the compensation for which has not yet been received and the future receipt of which is in doubt. The corporation has no further obligation to the customer or client; rather, it is the customer or client who is obligated to the corporation. Because the deferred gross profit resulted from recognition of a receivable that continues to reflect unrecovered cost, the deferred gross profit is conceptually an asset valuation and should be shown as a contra to the receivable on the balance sheet.<sup>28</sup>

Reporting deferred credits on the balance sheet is grounded in the principle of conservatism. As discussed in Chapter 5, this principle requires that revenue recognition be postponed until there is assurance that it is earned, but expenses are to be recorded as incurred.

## Contingencies

A contingency is a possible future event that will have some impact on the firm. Although *APB Statement No. 4* required the disclosure of contingencies, it made no effort to define or give examples of them.<sup>29</sup> Among the most commonly encountered contingencies are

- Pending lawsuits
- Income tax disputes
- Notes receivable discounted
- Accommodation endorsements

The decision to report contingencies should be based on the principle of disclosure. That is, when the disclosure of an event adds to the information content of financial statements, it should be reported. Some authors have argued for basing this decision on expected value criteria. If a potential obligation has a high probability of occurrence, it should be recorded as a liability, whereas potential obligations with low probabilities are reported in the footnotes to the financial statements.

On the other hand, reporting some types of contingencies can result in a self-fulfilling prophecy. For example, a frequently encountered contingency problem is the question of including the possible loss from a lawsuit. The dollar value of the loss can generally be estimated by applying the expected value criteria, but placing expected liability on the balance sheet can supply the plaintiff with additional evidence of the company's guilt. Here the corporation is faced with the dilemma

27. *SFAC No. 6*, para. 233.

28. *Ibid.*, para. 234.

29. *APB Statement No. 4*.



of conflicting responsibilities to its financial statement users to disclose all pertinent information while at the same time minimizing losses.

The FASB reviewed the nature of contingencies in *SFAS No. 5*, “Accounting for Contingencies”<sup>30</sup> (see FASB ASC 450). This release defines two types of contingencies—gain contingencies (expected future gains) and loss contingencies (expected future losses).

With respect to gain contingencies, the Board held that they should not usually be reflected currently in the financial statement because to do so might result in revenue recognition before realization. Adequate disclosure should be made of all gain contingencies while exercising due care to avoid misleading implications as to the likelihood of realization.

The criteria established for reporting loss contingencies require that the likelihood of loss be determined as follows:

- *Probable*. The future event is likely to occur.
- *Reasonably possible*. The chance of occurrence is more than remote but less than likely.
- *Remote*. The chance of occurrence is slight.

Once the likelihood of a loss is determined, contingencies are charged against income and a liability is recorded if both of the following conditions are met:

1. Information available before the issuance of the financial statements indicates that it is probable that an asset had been impaired or a liability had been incurred at the date of the financial statements.
2. The amount of the loss can be reasonably estimated.

If a loss is not accrued because one or both of these conditions has not been met, footnote disclosure of the contingency should be made when there is at least a reasonable possibility that a loss might have been incurred.

*SFAS No. 5* provided evidence of the FASB’s preference for the conservatism convention, because probable losses are recognized and probable gains are not. Thus, this statement results in the application of separate standards for the reporting of revenues and expenses. The provisions of *SFAS No. 5* might cause one company to record a liability without a corresponding asset’s being recorded by the claimant company. So even though two parties are affected by the same transaction or event, their respective financial statements would indicate otherwise. These procedures are not conducive to the development of a general theory of accounting and are further evidence of the need to establish a broad framework within which to establish consistent accounting principles.

An examination of the Hershey and Tootsie Roll balance sheets and footnotes did not reveal any potential contingencies.

## Other Liability Measurement Issues

---

During the past several years, some additional measurement issues relating to liabilities have arisen. Among the most important of these are the disclosure of off-balance sheet financing arrangements and derivatives.

30. *Statement of Financial Accounting Standards No. 5*, “Accounting for Contingencies” (Stamford, CT: FASB, 1975).

## Off-Balance Sheet Financing

The proportion of debt in a firm's capital structure is perceived as an indicator of the level of risk associated with investing in that company. Some companies have used innovative financing arrangements that are structured so that they do not satisfy liability-recognition criteria. These arrangements are termed *off-balance sheet financing*. Their principal goal is to keep debt off the balance sheet. For example, several oil companies might form a joint venture to drill for offshore oil and might agree to make payments to support the venture over time, or a company might engage in a lease agreement that does not require it to capitalize the cost of acquiring a productive asset.<sup>31</sup> In such cases, neither their share of the assets nor their obligation to expend future resources will appear on the balance sheet. In essence, the companies have acquired the use of economic resources (assets) without recording the corresponding economic obligation (liabilities).

The FASB has an off-balance sheet financing project on its agenda. The objective of this project is to develop broad standards of financial accounting and reporting about financial instruments and related transactions. Due to the complexity of these issues, the FASB has decided to give the widest possible exposure to proposed statements before their release. As an interim step, the Board determined that improved disclosure of certain information is necessary. Subsequently, the FASB completed two disclosure phases, which resulted in the issuance of *SFAS No. 105*, "Disclosure of Information about Financial Instruments with Off-Balance Sheet Risk and Financial Instruments with Concentrations of Credit Risk," in 1990, and the issuance of *SFAS No. 107*, "Disclosures about Fair Value of Financial Instruments" (see FASB ASC 825), in 1991. *SFAS No. 105* was superseded by *SFAS No. 133* (see FASB ASC 815), which is discussed in the next section.

FASB ASC 825 requires the disclosure of the fair value of financial instruments for which an estimate of fair value is practicable. The methods and assumptions used to estimate fair value also must be disclosed. The fair value of a financial instrument is defined as "the amount at which the instrument could be exchanged in a current transaction between willing parties, other than in a forced or liquidation sale."<sup>32</sup> A quoted market price is cited as the best evidence of fair value.

These disclosure requirements apply to financial instruments regardless of whether they are assets or liabilities or whether or not they are reported in the balance sheet. The following items are exempt from the FASB ASC 825 requirements. Many of them already have extensive disclosure requirements.

1. Deferred compensation arrangements such as pensions, postretirement benefits, and employee stock option and purchase plans
2. Debt extinguished and the related assets removed from the balance sheet in cases of in-substance defeasance (no longer applicable)
3. Insurance contracts, other than financial guarantees and investment contracts
4. Leases
5. Warranty obligations and rights

31. This is termed an operating lease. Accounting for leases is discussed in Chapter 14.

32. *Statement of Financial Accounting Standards No. 107*, "Disclosures about Fair Value of Financial Instruments" (Stamford, CT: FASB, 1991), para. 5 (see FASB ASC 825-10-20).

6. Unconditional purchase obligations
7. Investments accounted for under the equity method
8. Minority interest
9. Equity investments in consolidated subsidiaries
10. Equity instruments classified in stockholders' equity

*SFAS No. 133* (see FASB ASC 815, discussed in the next section) amended *SFAS No. 107* to include the footnote-disclosure provisions relating to credit risk contained in *SFAS No. 105*.

## Derivatives

A derivative is a transaction, or contract, whose value depends on the value of an underlying asset or index. (That is, its value is derived from an underlying asset or index.) In such a transaction, a party with exposure to unwanted risk can pass on some or all of that risk to a second party.<sup>33</sup> When derivatives are employed, the first party can (1) assume a different risk from the second party, (2) pay the second party to assume the risk, or (3) use some combination of these approaches.

The rise in the use of derivatives can be traced to the abandonment of currencies fixed against the value of gold, whereby most currencies have been allowed to float to exchange levels determined by market forces. In addition, most governments now allow interest rates to fluctuate more freely than they did in the past, and exposure to exchange risk has increased owing to the growth of international commerce.

All derivative transactions stem from two types of transactions: forwards and options. A *forward* transaction obligates one party to buy and another to sell a specified item, such as €10,000, at a specified price on a specified future date. On the other hand, an *option* gives its holder the right, but not the obligation, to buy or sell the specific item, such as the €10,000, at a specified price on a specified date in the future. The major difference between the two types of transactions is that a forward requires performance, whereas an option will be exercised only if it is financially advantageous to do so. But in either case, the future price is fixed in advance.

The participants in derivative transactions can be categorized as dealers and end users. There are only a small number of dealers (fewer than 200) worldwide. Dealers are generally banks, although some are independent brokers. The number of end users is constantly increasing as business and government organizations become involved in international financial transactions. End users include businesses, banks, securities firms, mutual and pension funds, government units, and even the World Bank.

The goals of end users vary. Some use derivatives so that the risk of financial operations can be controlled, whereas others attempt to manage foreign exchange rate fluctuation exposure. Speculators may seek profits from simultaneous price differentials in different foreign markets; others may attempt to hedge exposure to currency rate changes.

Five types of derivatives that transfer elements of risk can be identified: forward contracts, futures, options, asset swaps, and hybrids. Each carries an associated risk; however, although the associated risk is not unique to derivatives, they

33. Risk is defined in this case as the possibility that the actual return from holding a security will deviate from the original expected return when the security was acquired.

are difficult to manage because derivative products are complex. Moreover, there is difficulty in measuring the actual risk associated with the various types of derivatives. These five types of derivatives are summarized in Table 11.1.

**TABLE 11.1** *Types of Derivatives*

Type	Market	Purpose	Type of Contract	Definition
Forward	Over-the-counter	Transfer risk	Negotiated on a case-by-case basis	Obligates the holder to buy or sell specified amount of currency at a specified price on a specified date in the future
Future	Organized exchange	Transfer risk	Fixed as to face value, period, and point of settlement	Obligates the holder to buy or sell specified amount of currency at a specified price on a specified date in the future
Option	Over-the-counter or organized exchange	Transfer risk	Either negotiated or fixed period	Grants the purchaser the right, but not the obligation, to buy or sell a specific amount of currency at a specified price within a specified period
Swap	Over-the-counter	Transfer risk	Negotiated on a case-by-case basis	Agreement between the parties to make periodic payments to each other during the swap period
Hybrid	Over-the-counter	Transfer risk	Negotiated on a case-by-case	Incorporates various provisions of any or all of the above types

Each of these derivatives carries risk that can be identified as market, credit, operational, legal, and systems. *Market risk* is the exposure to the possibility of financial loss resulting from an unfavorable movement in interest rates, exchange rates, stock prices, or commodity prices. Estimating the market value of a derivative at any point is difficult, because it is influenced by a variety of factors such as exchange rates, interest rates, and time until settlement. *Credit risk* is the exposure to the possibility of financial loss resulting from the other party's failure to meet its financial obligations. *Operational risk* is the exposure to the possibility of financial loss resulting from inadequate internal controls, fraud, or human error. *Legal risk* is the exposure to the possibility of financial losses resulting from an action by a court, regulatory agency, or legislative body that invalidates all or part of an existing derivative contract. *Systems risk* is the exposure to the possibility of financial losses resulting from the disruption at a firm, in a market segment, or to

a settlement system that in turn could cause difficulties at other firms, in other market systems, or in the financial system as a whole.

The FASB first addressed the question of derivatives in *SFAS No. 105* (superseded) and defined these securities under the broad category of financial instruments. This category includes not only traditional assets and liabilities such as notes receivable and bonds payable but also innovative financial instruments such as forward contracts, futures, options, and asset swaps discussed above. Disclosure of the fair value of these financial instruments (whether or not recognized) was subsequently required by *SFAS No. 107* (see FASB ASC 825) when it was practicable to estimate fair value. Finally, in *SFAS No. 119*, "Disclosure about Derivative Financial Instruments and Fair Values of Financial Instruments" (superseded), companies were required to disclose information about derivative financial instruments and change the methods of disclosure of such information.

In 1998, the FASB issued *SFAS No. 133*, "Accounting for Derivative Instruments and Hedging Activities"<sup>34</sup> (see FASB ASC 815). This statement established accounting and reporting standards for derivative financial instruments and similar financial instruments. It requires that an entity recognize all derivatives as either assets or liabilities in the statement of financial position, measured at fair value. If certain conditions are met, a derivative may be specifically designated as (1) a hedge of the exposure to changes in the fair value of a recognized asset or liability or a firm commitment, (2) a hedge of the exposure to variable cash flows of a forecasted transaction, or (3) a hedge of the foreign currency exposure of a net investment in a foreign operation.

The accounting for changes in the fair value of a derivative (that is, gains and losses) depends on the intended use of the derivative and the resulting designation.

1. For a derivative designated as a hedge of the exposure to changes in the fair value of a recognized asset or liability or a firm commitment (referred to as a fair value hedge), the gain or loss is recognized in earnings in the period of change together with the offsetting loss or gain on the hedged item. The effect of this accounting treatment is to adjust the basis of the hedged item by the amount of the gain or loss on the hedging derivative to the extent that the gain or loss offsets the loss or gain experienced on the hedged item.
2. For a derivative designated as a hedge of the exposure to variable cash flows of a forecasted transaction (referred to as a cash-flow hedge), the gain or loss is reported as a component of other comprehensive income (outside of earnings) and recognized in earnings on the projected date of the forecasted transaction.
3. For a derivative designated as a hedge of the foreign currency exposure of a net investment in a foreign operation, the portion of the change in fair value equivalent to a foreign currency transaction gain or loss is reported in other comprehensive income (outside of earnings) as part of the cumulative translation adjustment; any remaining change in fair value is recognized in earnings.
4. For a derivative not designated as a hedge, the gain or loss is recognized in earnings in the period of change.

34. *Statement of Financial Accounting Standards No. 133*, "Accounting for Derivative Instruments and Hedging Activities" (Norwalk, CT: FASB, 1998).

At the date of initial application of *SFAS No. 133*, companies were required to measure all derivatives at fair value and recognize them in the statement of financial position as either assets or liabilities. They also recognized offsetting gains and losses on hedged assets, liabilities, and firm commitments by adjusting their carrying amounts at that date. The transition adjustments that resulted from adopting this statement were reported in net income or other comprehensive income, as appropriate, as the effect of a change in accounting principle and were presented in a manner similar to the cumulative effect of a change in accounting principle.

Whether the transition adjustments were reported in net income or other comprehensive income was based on the hedging relationships, if any, that existed for the related derivatives and was the basis for accounting under GAAP before the date of initial application. Transition adjustments reported as a cumulative-effect-type adjustment of other comprehensive income are subsequently recognized in earnings on the date on which the forecasted transaction had been projected to occur.

The FASB thus recognized the emergence of derivative securities and their complexity, and it responded with pronouncements designed to require published financial statements to present a more accurate disclosure of the risks borne by firms using derivative financial instruments.

In addition to the FASB, the SEC also addressed the issue of accounting for derivatives in new required disclosure rules in an amendment to Regulation S-X. This release requires the disclosure of qualitative and quantitative information about market risk by all companies registered with the SEC for annual periods ending after June 15, 1998, and is discussed in more depth in Chapter 17 under the topic “Management Discussion and Analysis.” Market risk is defined as the risk of loss arising from adverse changes in market rates and prices from such items as interest rates, currency exchange rates, commodity prices, and equity prices. The required disclosures are designed to provide investors with forward-looking information about a company’s exposures to market risk, such as the risks associated with changes in interest rates, foreign currency exchange rates, commodity prices, and stock prices. It is anticipated that the information provided will indicate the market risk a company faces and how the company’s management views and manages its market risk.

## **Troubled Debt Restructurings**

---

Corporations occasionally experience difficulty repaying their long-term debt obligations. These difficulties often result in arrangements between debtor and creditor that allow the debtor to avoid bankruptcy. For example, in 2007, Hights Cross Communications, Inc., a developer and publisher of products for the K–12 education and library markets, located in Delaware, consummated a recapitalization agreement whereby the holders of previously outstanding Preferred A, Preferred B, and Preferred C stock converted their shares into shares of common stock. The company recorded a gain of \$115.5 million on troubled debt restructuring in the year ended December 31, 2007, based on the difference in carrying value of the Preferred B compared to the fair value of the common shares exchanged.

Accountants and financial statement users became concerned over the lack of GAAP by which to account for these agreements. Consequently, the FASB began

a study of agreements of this type, termed *troubled debt restructurings*. This study focused on three questions: (1) Do certain kinds of troubled debt restructurings require reductions in the carrying amounts of debt? (2) If they do, should the effect of the reduction be reported as current income, deferred to a future period, or reported as contributed capital? (3) Should contingently payable interest on the restructured debt be recognized before it becomes payable?

The issues underlying each of these questions relate to the recognition of liabilities and holding gains. A liability should be recorded at the amount of the probable future sacrifice of economic benefits arising from present obligations. A holding gain occurs when the value of the liability decreases. The result of the review of these questions was the release of *SFAS No. 15*, "Accounting by Debtors and Creditors for Troubled Debt Restructurings"<sup>35</sup> (see FASB ASC 310-40 and FASB ASC 470-60).

According to FASB ASC 470-60-20, a troubled debt restructuring occurs when "the creditor for economic or legal reasons related to the debtor's financial difficulties grants a concession to the debtor that it would not otherwise consider." A troubled debt restructuring may include, but is not limited to, one or any combination of the following:

1. Modification of terms of a debt such as one or a combination of
  - a. Reduction of the stated interest rate for the remaining original life of the debt
  - b. Extension of the maturity date or dates at a stated interest rate lower than the current market rate for new debt with similar risk
  - c. Reduction of the face amount or maturity amount of the debt as stated in the instrument or other agreement
  - d. Reduction of accrued interest
2. Issuance or other granting of an equity interest to the creditor by the debtor to satisfy fully or partially a debt unless the equity interest is granted pursuant to existing terms for converting the debt into an equity interest
3. A transfer from the debtor to the creditor of receivables from third parties, real estate, or other assets to satisfy fully or partially a debt

## Modification of Terms

A restructuring agreement involving a modification of terms is accounted for on a prospective basis and results in one of the two following situations:

1. The amount of principal and interest to be repaid is greater than the current carrying value of the liability; therefore, the debtor recognizes no gain.
2. The amount of principal and interest to be repaid is less than the current carrying value of the liability; therefore, the debtor recognizes a gain.

In the event it is determined that the total amount to be repaid exceeds the carrying value of the debt on the date of the restructuring agreement, no adjustment is made to the original carrying value of the liability. However, it is necessary

35. *Statement of Financial Accounting Standards No. 15*, "Accounting by Debtors and Creditors for Troubled Debt Restructurings" (Stamford, CT: FASB, 1977), para. 2 (see FASB ASC 310 and 470).



to determine the effective interest rate that equates the total future payments with the current carrying value. This rate is then applied to the carrying value of the obligation each year to determine the amount of interest expense. The difference between the recorded amount of interest expense and any cash payment reduces the carrying value of the liability.

If the total future cash payments are determined to be less than the carrying value of the obligation, the amount of the liability is reduced to the total amount of the cash to be repaid. The debtor then recognizes an extraordinary gain for the amount of this adjustment, and all future payments are recorded as reductions in the amount of the liability. That is, the debt is treated as though there were no interest rate.

Under *SFAS No. 15*, a troubled debt restructuring resulting in a modification of terms was to be treated by a creditor similar to the way it was treated by the debtor. No loss was recognized when the total amount receivable from the debtor under the modified arrangement was greater than the current carrying value of the receivable. Similarly, when the total future cash flows under the modified terms were less than the current carrying value, a loss was recognized for the difference.

This practice was criticized because the creditor would recognize a loss only when the total future cash flows were less than the current carrying value of the loan. The loss recognized would result in a carrying value of the impaired loan equal to the total future cash flows. Consequently, no interest income could be recorded over the term of the new agreement. In the case where no loss was recognized, the current loan amount was presumed to be the amount borrowed, forcing the interest rate on the modified loan arrangement to be unrealistically low. These results were inconsistent with other reporting requirements for similar financial instruments. Initially, the restructured financial instruments were not recorded at fair value, nor was interest calculated using the market rate implied in the loan agreement.

As a part of its financial instruments project, the FASB addressed the issue of whether a creditor should measure an impaired loan based on the present value of the future cash flows related to the loan. The Board concluded that it would be inappropriate to continue to ignore the time value of money and issued *SFAS No. 114*, "Accounting by Creditors for Impairment of a Loan"<sup>36</sup> (see FASB ASC 310-10-35).

FASB ASC 310-10-35 requires creditors to measure impaired receivables, including those that result from a troubled debt restructure involving a modification of terms, at the present value of expected future cash flows discounted at the loan's effective interest rate.<sup>37</sup>

A bad debt loss is recognized and a valuation allowance is credited for the difference between the restructured measurement and the current carrying value of the loan. The effective interest rate used to discount the expected future cash flows must be the effective interest rate on the original contractual agreement rather than the rate specified in the restructuring agreement. The rationale for using the original loan rate is that the restructure represents continuing efforts to recover the original loan.

As a practical expedient, the creditor may alternatively value the impaired receivable based on the loan's observable market price. If the receivable is collateralized, it may be valued at the fair value of the collateral.

36. *Statement of Financial Accounting Standards No. 114*, "Accounting by Creditors for Impairment of a Loan" (Stamford, CT: FASB, 1993; see FASB ASC 310).

37. *Ibid.*, para. 13 (see FASB ASC 310-10-35).



Income over the life of the restructured loan may be recognized in one of two ways:

1. Changes in the present value of expected future cash flows that are due to the passage of time are reported as interest income, whereas those changes attributable to changes in expectations regarding future cash flows are reported as bad debt expense.
2. All changes in the present value of expected future cash flows are treated as adjustments to bad debt expense.

The guidance contained at FASB ASC 310-10-35 may be criticized because its requirements are inconsistent with the intent of the pronouncement. The resulting restructured loan measurements will not provide the fair value of the restructured loan, because the interest rate used to discount the expected future cash inflows is based on prior conditions, and because the borrower is unable to honor the original debt agreement, it does not reflect current conditions or the risk inherent in the restructured cash flows.

## Satisfaction of the Debt through an Asset or Equity Swap

When a debtor exchanges an asset or an equity interest in satisfaction of a liability, the transfer is recorded on the basis of the fair market value of the asset or equity interest transferred. Market value is determined at the time of the exchange by the fair market value of the asset or equity exchanged unless the fair market value of the debt satisfied is more clearly evident. An extraordinary gain is recognized for the excess of the recorded liability over the fair market value of the asset transferred. The creditor records a corresponding bad debt loss (not an extraordinary item). In the case of asset exchanges, it is also necessary to record a gain or loss on disposition of the assets to the extent of any difference between the asset's fair market value and its carrying value.

Equity for debt swaps can increase reported income by the amount of the extraordinary gain on debt restructure and by reduced interest expense. Also, debt is removed from the balance sheet and replaced by equity, thereby improving the financial position of the company and its debt-to-equity ratios. For example, in 1990, Financial Corp. of Santa Barbara swapped \$50 million of equity for debt and recognized an extraordinary gain of \$36.5 million.<sup>38</sup> The common shares issued replaced preferred stock, subordinated debentures, and notes.

## Financial Analysis of Long-Term Debt

The financial analysis of a company's long-term debt includes assessing its liquidity, solvency, and financial flexibility as well as assessing the risk associated with its use of financial leverage. *Liquidity* refers to a company's ability to generate cash for short-term needs. The assessment of a company's liquidity was discussed in Chapter 8.

*Solvency* refers to a company's ability to pay its debts when they become due. Several ratios may be used to evaluate a company's solvency, including the long-term

38. "Financial Corp. of Santa Barbara's Net Jumps Sevenfold," *Wall Street Journal*, 24 April 1990, C22.

debt-to-assets ratio, the interest coverage ratio, and the debt service coverage ratio. The long-term debt-to-assets ratio provides information on the extent to which a company is using financial leverage and its accompanying solvency risk. A high ratio value indicates that a company is using a great deal of financial leverage to acquire its assets and, consequently, has a higher risk of insolvency than a company with a low ratio value. The long-term debt-to-assets ratio is calculated as

$$\frac{\text{Long-term debt}}{\text{Total assets}}$$

The calculation of the long-term debt-to-assets ratio is illustrated for Hershey and Tootsie Roll for their 2011 and 2010 fiscal years. Their financial statements are provided in Chapters 6 and 7.

Hershey's long-term debt-to-assets ratio is calculated as follows (all amounts in these and succeeding calculations are in thousands of dollars):

	Hershey	Tootsie Roll
2011	$\frac{\$1,748,500 + 617,276}{\$4,412,199} = 53.62\%$	$\frac{\$133,566}{\$857,856} = 15.57\%$
2010	$\frac{\$1,541,825 + 494,461}{\$4,272,732} = 47.66\%$	$\frac{\$132,046}{\$857,959} = 15.39\%$

These analyses indicate that Hershey is making more extensive use of financial leverage, and as a result, its risk of insolvency is relatively greater than Tootsie Roll's. However, further analysis is warranted. When using the long-term debt-to-assets ratio, adjustments should be made to both the numerator and denominator in order to obtain more reliable results. For example, a company engaging in extensive off-balance sheet financing arrangements, such as operating leases, might have unrecorded liabilities that need to be considered. Similarly, a company disclosing a large amount of intangible assets can distort the ratios because of the difficulty in determining the reliability of the values of those assets. An analysis of the footnotes to Hershey's and Tootsie Roll's financial statements indicates that neither company made extensive use of operating leases. In the event large operating lease commitments are in evidence, the discounted present value of the amounts of these future commitments should be added to the ratio numerator to obtain a more realistic evaluation of the company's solvency.<sup>39</sup> Both companies do disclose relatively large intangible asset balances, which raises the possibility of overstated total asset values.

The interest coverage (or times interest earned) ratio provides information about a company's ability to generate sufficient sustainable income to pay its interest obligation. This ratio is calculated as

$$\frac{\text{Operating income before interest and taxes}}{\text{Interest expense}}$$

39. A rough approximation of the discounted present value of operating leases can be found by taking the average lease payment due over the average lease commitment period and discounting it back to the present at an assumed interest rate. The analysis of a company's operating leases is discussed in more detail in Chapter 13.

The interest coverage ratios for Hershey and Tootsie Roll for 2011 and 2010 are calculated as follows:

Interest Coverage Ratios		
	Hershey	Tootsie Roll
2011	$\frac{\$1,055,028 - 866^{40}}{\$94,780^{41}} = 11.14$	$\frac{\$54,868}{\$121} = 453.46$
2010	$\frac{\$905,298 + 83,433}{\$97,704} = 10.97$	$\frac{\$61,499}{\$142} = 433.09$

These ratios indicate that both companies are generating enough income to cover their debt-service payments, although Tootsie Roll's ratio is significantly higher. This analysis should also be expanded to include debt repayment amounts for a company expecting to retire a portion of its long-term debt during the next annual period. An examination of Hershey's footnotes indicates that most of its long-term debt is payable after 2011. A similar examination of Tootsie Roll's footnotes indicated that most of the company's long-term debt consists of deferred income taxes and deferred compensation expenses (options). These amounts generally are not settled with cash payments.

A criticism of the interest coverage ratio is that it does not consider the cash-flow effects of net income. That is, interest payments require a cash outflow, and the ratio does not consider the cash effects of the company's income-generating ability. The debt service coverage ratio attempts to overcome this criticism by using cash flow from operating activities in the numerator and is calculated as

$$\frac{\text{Cash flow from operating activities before interest and taxes}}{\text{Interest expense}}$$

The debt service ratios for Hershey and Tootsie Roll for 2011 and 2010 are calculated as follows (\$000 omitted):

	Hershey	Tootsie Roll
2011	$\frac{\$580,867 + 97,892 + 292,315}{\$94,780} = 10.25$	$\frac{\$50,390 + 38 + 47,053}{\$121} = 805.63$
2010	$\frac{\$901,423 + 97,932 + 350,948}{\$97,704} = 13.82$	$\frac{\$82,805 + 49 + 46,683}{\$142} = 912.23$

40. Calculated earnings before interest and taxes plus (minus) gross realignment charge (credit). Hershey footnotes to its 2011 financial statements revealed that the before-tax amounts of the realignment charges for 2011 and 2010 were  $-\$866,000$  and  $\$83,433,000$ , respectively.

41. Hershey discloses net interest expense of  $\$92,183,000$  for 2011 and  $\$96,434,000$  for 2010 on its income statements. A review of its footnotes revealed that its interest expense for 2011 was  $\$94,780,000$  and for 2010 was  $\$97,707,000$ . Tootsie Roll reported net other income of  $\$2,946,000$  in 2011 and net other income of  $\$8,358,000$  in 2010. The company's footnotes disclosed that the interest expense components of these amounts were  $\$121,000$  and  $\$142,000$ , respectively.

An examination of the results of these calculations indicates that both Hershey's and Tootsie Roll's ability to generate sufficient cash to service their debt declined considerably during 2011. Additionally, Hershey's debt service position should be closely monitored to determine if it continues to decline.

A final method of solvency analysis involves assessing a company's *financial flexibility*; in other words, its ability to react to changing economic conditions. This assessment is made by preparing pro forma financial statements that are subsequently evaluated in light of a company's ability to react to various scenarios such as economic downturns or rising interest rates.

## International Accounting Standards

---

The IASB addressed the following issues relating to long-term liabilities:

1. Accounting for financial liabilities and debt and equity classifications in *IAS No. 32, "Financial Instruments: Presentation"*
2. Provisions and contingencies in *IAS No. 37, "Provisions, Contingent Liabilities, and Contingent Assets"*
3. Financial instruments in *IAS No. 39, "Financial Instruments Recognition and Measurement"*
4. The disclosure of information on financial instruments in *IFRS No. 7, "Financial Instruments: Disclosures"*
5. The recognition and measurement requirements for financial liabilities in *IFRS No. 9 Financial Instruments*

The title of *IAS No. 32* was originally "Financial Instruments: Disclosure and Presentation," but its disclosure provisions were replaced by *IFRS No. 7* in 2007. The stated objective of *IAS No. 32* is to enhance financial statement users' understanding of the significance of financial instruments to an entity's financial position, performance, and cash flows. *IAS No. 32* defines financial liabilities as contractual obligations to deliver cash or another financial asset to another enterprise, or to exchange financial instruments with another enterprise under conditions that are potentially unfavorable. Equity instruments are defined as contracts that evidence a residual interest in the assets of an enterprise after deducting all of its liabilities.

*IAS No. 32* states that a financial instrument should be classified as either a financial liability or an equity instrument according to the substance of the contract, not its legal form. The enterprise must make the classification decision at the time the instrument is initially recognized, and this classification may not be subsequently changed based on changed circumstances.

A financial instrument is to be recorded as an equity instrument only under these conditions: (1) if the instrument includes no contractual obligation to deliver cash or another financial asset to another entity, and (2) if the instrument will or may be settled in the issuer's own equity instruments, it is either:

- A nonderivative that includes no contractual obligation for the issuer to deliver a variable number of its own equity instruments
- A derivative that will be settled only by the issuer's exchanging a fixed amount of cash or another financial asset for a fixed number of its own equity instruments

With respect to compound financial instruments, *IAS No. 32* notes that some financial instruments have both a liability and an equity component. In such case, *IAS No. 32* requires that the component parts be accounted for and presented separately according to their substance based on the definitions of liability and equity.<sup>42</sup> The separation is made at issuance and is not revised for subsequent changes in market interest rates, share prices, or other event that changes the likelihood that the conversion option will be exercised.

*IAS No. 32* also prescribes rules for the offsetting of financial assets and financial liabilities. It specifies that a financial asset and a financial liability should be offset and the net amount reported only when an enterprise

- Has a legally enforceable right to set off the amounts both
- Intends either to settle on a net basis or to realize the asset and settle the liability simultaneously

The objective of *IAS No. 37* is to ensure that appropriate recognition criteria and measurement bases are applied to provisions (liabilities of uncertain timing or amount), contingent liabilities, and contingent assets, and that sufficient information is disclosed in the notes to the financial statements to enable users to understand their nature, timing, and amount.

*IAS No. 37* indicated that provisions should be recognized in the balance sheet when an enterprise has a present obligation (legal or constructive) as a result of a past event, it is probable that an outflow of resources will be required to settle the obligation, and a reliable estimate can be made of the amount of the obligation. Balance sheet measurements should be based on the best estimate of the expenditure required to settle the obligation at the balance sheet date. This amount should not be reduced by gains from the expected disposal of assets or by expected reimbursements. When it is virtually certain that reimbursement will be received if the enterprise settles the obligation, the reimbursement should be recognized as a separate asset and not as a reduction of the required provision. The amount recognized should not exceed the amount of the provision. A provision should be used only for expenditures for which it was originally recognized and should be reversed if an outflow of resources is no longer probable.

*IAS No. 39* was originally issued in 1998 and revised in 2003. At the time this text was published, it was expected to be replaced by *IFRS No. 9* on January 1, 2015. *IAS No. 39* discusses the recognition of two classes of financial liabilities:

1. Financial liabilities that are measured at fair value<sup>43</sup>
2. Other financial liabilities that are measured at amortized cost by using the effective interest method

The category of financial liability at fair value has two subcategories:

1. *Designated*. A financial liability that is designated by the entity as a liability at fair value upon initial recognition
2. *Held for trading*. A financial liability classified as held for trading, such as an obligation for securities borrowed in a short sale, which have to be returned in the future

42. As defined in the IASB's *Framework for the Preparation and Presentation of Financial Statements*.

43. All fair value measurements are to be reported on the income statement unless otherwise specified.

IAS No. 39 requires recognition of a financial liability when the entity becomes a party to the contractual provisions of the instrument. IAS No. 39 permits hedge accounting provided that the hedging relationship is formally designated and documented, including the entity's risk-management objective and strategy for undertaking the hedge, identification of the hedging instrument, the hedged item, the nature of the risk being hedged, and how the entity will assess the hedging instrument's effectiveness. Hedge accounting is expected to be highly effective in achieving offsetting changes in fair value or cash flows attributable to the hedged risk as designated and documented, and effectiveness must be reliably measured on a prospective basis and on a retrospective basis where actual results are within a range of 80 to 125 percent. All hedge ineffectiveness is recognized immediately in the income statement.

IAS No. 39 describes three types of hedging relationships:

1. *Fair value hedge.* A hedge of the exposure to changes in the fair value of a recognized asset or liability or an unrecognized firm commitment, or an identified portion of such an asset, liability, or firm commitment that is attributable to a particular risk and could affect profit or loss
2. *Cash-flow hedge.* A hedge of the exposure to the variability in cash flows that (a) is attributable to a particular risk associated with a recognized asset or liability (such as all or some future interest payments on variable rate debt) or a highly probable forecast transaction and (b) could affect profit or loss
3. *Hedge of a net investment in a foreign operation.* A hedge of the exposure of the amount of the reporting entity's interest in the net assets of that operation.

A hedge that satisfies the conditions for being designated as a fair value hedge during the period is accounted for as follows:

1. The gain or loss from remeasuring the hedging instrument at fair value (for a derivative hedging instrument) or the foreign currency component of its carrying amount is recognized in income.
2. The gain or loss on the hedged item attributable to the hedged risk shall adjust the carrying amount of the hedged item and is recognized in income. Recognition of the gain or loss attributable to the hedged risk in income also applies if the hedged item is an available-for-sale financial asset.

A hedge that satisfies the conditions for being designated as a cash-flow hedge during the period is accounted for as follows:

1. The portion of the gain or loss on the hedging instrument that is determined to be an effective hedge is recognized in other comprehensive income.
2. The ineffective portion of the gain or loss on the hedging instrument is recognized in income.

Hedges of net investments in foreign operations, including hedges of monetary items that are accounted for as part of the net investment, are accounted for in a manner similar to cash-flow hedges:

1. The portion of the gain or loss on the hedging instrument that is determined to be an effective hedge is recognized in other comprehensive income.
2. The ineffective portion is recognized in income.

A financial liability should be derecognized and removed from the balance sheet when it is extinguished—that is, when the obligation specified in the contract is either discharged, canceled, or expired. Where there has been an exchange between an existing borrower and lender of debt instruments with substantially different terms, or there has been a substantial modification of the terms of an existing financial liability, this transaction is accounted for as an extinguishment of the original financial liability and the recognition of a new financial liability. Any gain or loss from extinguishment of the original financial liability is recognized in the income statement. Additionally, an entity is precluded from reclassifying financial instruments into or out of this category.

*IFRS No. 7* requires the disclosure of information about the significance of financial instruments to an entity and the nature and extent of risks arising from those financial instruments, both in qualitative and quantitative terms. The balance sheet and income statement disclosures required for financial liabilities by *IFRS No. 7* are

- Financial liabilities at fair value
- Financial liabilities measured at amortized cost

The following quantitative disclosures relating to financial liabilities are required by *IFRS No. 7*:

- Disclosures about credit risk, liquidity risk, and market risk
- Concentrations of risk

Finally, *IFRS No. 7* requires the following risk-based disclosures regarding its financial liabilities:

- A maturity analysis of financial liabilities
- A description of the entity's approach to risk management
- A sensitivity analysis of each type of market risk to which the entity is exposed

*IFRS No. 9* requires all debt instruments to be initially measured at fair value. The subsequent measurement of financial liabilities under the provisions of *IFRS No. 9* retains the basic accounting model for financial liabilities outlined in *IAS No. 39*. Two measurement categories continue to exist: fair value and amortized cost. Financial liabilities held for trading are measured at fair value, and all other financial liabilities are measured at amortized cost unless the fair value option is applied.

*IFRS No. 9* contains an option to designate a financial liability as measured at fair value if either

- Doing so eliminates or significantly reduces a measurement or recognition inconsistency, sometimes referred to as an *accounting mismatch*, that would otherwise arise from measuring assets or liabilities or recognizing the gains and losses on them on different bases
- The liability is part or a group of financial liabilities or financial assets and financial liabilities that is managed and its performance is evaluated on a fair value basis, in accordance with a documented risk management or investment strategy, and information about the group is provided internally on that basis to the entity's key management personnel



A financial liability that does not meet any of these criteria may still be designated as measured at fair value when it contains one or more embedded derivatives that would require separation.

*IFRS No. 9* requires gains and losses on financial liabilities designated as at fair value to be split into the amount of change in the fair value that is attributable to changes in the credit risk of the liability, which shall be presented in other comprehensive income, and the remaining amount of change in the fair value of the liability, which shall be presented in net income. The new guidance allows the recognition of the full amount of change in the fair value in the profit or loss only if the recognition of changes in the liability's credit risk in other comprehensive income would create or enlarge an accounting mismatch in profit or loss. That determination is made at initial recognition and is not reassessed.

All derivatives, including those linked to unquoted equity investments, are to be measured at fair value. Fair value changes are recognized on the income statement unless the entity has elected to treat the derivative as a hedging instrument in accordance with *IAS No. 39* (more specifically the effective portion of cash flow hedges and hedges of the net investment in a foreign operation), in which case the requirements of *IAS No. 39* apply.

An embedded derivative is defined as a component of a hybrid contract that also includes a nonderivative host, with the effect that some of the cash flows of the combined instrument vary in a way similar to a standalone derivative. A derivative that is attached to a financial instrument but is contractually transferable independently of that instrument, or has a different counterparty, is not an embedded derivative but a separate financial instrument.

The embedded derivative concept of *IAS No. 39* has been included in *IFRS No. 9* to apply only to hosts that are not assets within the scope of the standard; consequently, embedded derivatives that under *IAS No. 39* would have been separately accounted for at fair value because they were not closely related to the financial host asset will no longer be separated. Instead, the contractual cash flows of the financial asset are assessed in their entirety, and the asset as a whole is measured at fair value if any of its cash flows do not represent payments of principal and interest. The embedded derivative concept of *IAS No. 39* is now included in *IFRS No. 9* and continues to apply to financial liabilities and hosts not within the scope of the standard (e.g., leasing contracts, insurance contracts, contracts for the purchase or sale of nonfinancial items).

In May 2010, the IASB published an exposure draft, *Fair Value Option for Financial Liabilities*. This proposal outlined the IASB's deliberations on the presentation of gains and losses on liabilities designated under the fair value option. The proposed treatment would have required entities that have designated financial liabilities at fair value under the fair value option to no longer present in net income a gain from deterioration in their own credit risk or loss from an improvement in their own credit risk. This commonly results in the problem of volatility in profit or loss and is often referred to as the *own credit problem*. Instead, gains and losses arising from changes in an entity's own credit risk would be presented in other comprehensive income.

In September 2010, the IASB reissued *IFRS No. 9* addressing this issue. The reissued *IFRS No. 9* maintains the existing amortized cost measurement for most liabilities, limiting the change in the measurement of liabilities to that required to address the own credit problem. Under the new requirements, an entity choosing to measure a liability at fair value will present the portion of the change in its fair



value due to changes in the entity's own credit risk in the other comprehensive income section of the income statement, rather than as net income. These new additions to *IFRS No. 9* are designed to eliminate the potential for a company in severe financial trouble to record a large gain based on its theoretical ability to buy back its own debt at a reduced cost.

---

## Cases

---

### • Case 11-1 Reporting Bond Liabilities

On January 1, 2013, Plywood Homes, Inc., issued 20-year, 4 percent bonds having a face value of \$1 million. The interest on the bonds is payable semiannually on June 30 and December 31. The proceeds to the company were \$975,000 (i.e., on the day they were issued the bonds had a market value of \$975,000). On June 30, 2013, the company's fiscal closing date, when the bonds were being traded at 98½, each of the following amounts was suggested as a possible valuation basis for reporting the bond liability on the balance sheet.

1. \$975,625 (proceeds, plus six months' straight-line amortization)
2. \$1 million (face value)
3. \$1,780,000 (face value plus interest payments)

*Required:*

- a. Distinguish between nominal and effective interest rates.
- b. Explain the nature of the \$25,000 difference between the face value and market value of the bonds on January 1, 2013.
- c. Between January 1 and June 30, the market value of the company's bonds increased from \$975,000 to \$985,000. Explain. Discuss the significance of the increase to the company.
- d. Evaluate each of the three suggested alternatives for reporting the bond liability on the balance sheet, giving arguments for and against each alternative. Your answer should take the investor and the reporting company into consideration.

### • Case 11-2 Debt Restructuring

Whiley Company issued a \$100,000, five-year, 10 percent note to Security Company on January 2, 2014. Interest was to be paid annually each December 31. The stated rate of interest reflected the market rate of interest on similar notes.

Whiley made the first interest payment on December 31, 2014. Owing to financial difficulties, the firm was unable to pay any interest on December 31, 2015.

Security Co. agreed to the following terms:

1. The \$100,000 principal would be payable in five equal installments, beginning December 31, 2016
2. The accrued interest at December 31, 2015, would be forgiven.
3. Whiley would be required to make no other payments.

Because of the risk associated with the note, it has no determinable fair value. The note is secured by equipment having a fair value of \$80,000 at December 31, 2015. The present value of the five equal installments discounted at 10 percent is \$75,815.

*Required:*

- a. Under current GAAP, at which amount would Whiley report the restructured liability at December 31, 2015? Explain. How much gain would Whiley recognize in its income statement for 2015? Explain. How much interest expense would Whiley recognize in 2016? Explain.
- b. Under current GAAP, what alternatives does Security have for reporting the restructured receivable? Explain. How would each alternative affect the 2015 income statement and future interest revenue? Explain.
- c. Discuss the pros and cons of the alternatives in (b) and compare them to the prior GAAP treatment (treatment that was reciprocal to the debtor).
- d. If debtors were allowed to record the restructuring agreement in a manner similar to creditors, what would be the incremental effect (difference between what would be reported in this case and current GAAP for debtors) on Whiley's financial statements, debt-to-equity ratio, and EPS for 2015 and 2016? Explain.

### • Case 11-3 Alternative Financing Decision

Baker Company needs \$1 million to expand its existing plant. Baker management is considering the following two alternative forms of financing:

1. At the beginning of 2014, issue \$1 million of convertible, 10-year, 10 percent bonds. Each \$1,000 bond can be converted into 20 shares of Baker \$10 par value common stock. The conversion may take place any time after three years.
2. At the beginning of 2014, issue 10,000 shares of \$100 par value, \$10, redeemable preferred stock. The preferred is redeemable at \$102 ten years from the date of issue.

Baker's management is concerned about the effects of the two alternatives on cash flows, their financial statements, and future financing for other planned expansion activities. Also, existing debt covenants restrict the debt-to-equity ratio to 2:1; \$1 million in new debt would cause the debt-to-equity ratio to be close to 2:1. Baker believes that either the bonds or the preferred stock could be sold at par value. Their income tax rate is 34 percent.

Baker Company common stock is currently selling for \$45 per share.

*Required:*

- a. Discuss the theoretical and current GAAP treatments for convertible bonds.
- b. Discuss the current GAAP treatment for redeemable preferred stock.
- c. Compare the effects of the two financing alternatives on Baker Company's balance sheet, income statement, and cash flows under current GAAP. Your comparison should consider 2011 and future years, the potential conversion of the bonds, and the debt covenant restrictions.

- d. If the FASB were to decide to recognize the value for conversion (conversion feature) as equity, would this have an impact on Baker Company's decision? How would Baker's financial statements be affected if it chose the convertible bond alternative? Would the decision to select convertible bonds versus redeemable preferred stock be affected, especially in light of the concern regarding the debt covenant restrictions?

### • Case 11-4 Effective Interest Amortization of Premiums and Discounts

The appropriate method of amortizing a premium or discount on issuance of bonds is the effective interest method.

*Required:*

- a. What is the effective interest method of amortization, and how is it different from or similar to the straight-line method of amortization?
- b. How are interest and the amount of discount or premium amortization computed using the effective interest method, and why and how do amounts obtained using the effective interest method differ from amounts computed under the straight-line method?
- c. Generally, the effective interest method is defended on the grounds that it provides the appropriate amount of interest expense. Does it also provide an appropriate balance sheet amount for the liability balance? Why, or why not?

### • Case 11-5 Early Extinguishment of Debt

Gains or losses from the early extinguishment of debt that is refunded can theoretically be accounted for in three ways:

1. Amortized over the life of old debt
2. Amortized over the life of the new debt issue
3. Recognized in the period of extinguishment

*Required:*

- a. Discuss the supporting arguments for each of the three theoretical methods of accounting for gains and losses from the early extinguishment of debt.
- b. Which of the three methods would provide a balance sheet measure that reflects the present value of the future cash flows discounted at the interest rate that is commensurate with the risk associated with the new debt issue? Why?
- c. Which of the three methods is generally accepted, and how should the appropriate amount of gain or loss be shown in a company's financial statements?

### • Case 11-6 Contingencies

Angela Company is a manufacturer of toys. During the year, the following situations arose:

1. A safety hazard related to one of its toy products was discovered. It is considered probable that liabilities have been incurred. Based on past experience, a reasonable estimate of the amount of loss can be made.

2. One of the firm's small warehouses is located on the bank of a river and can no longer be insured against flood losses. No flood losses occurred after the date the insurance became unavailable.
3. This year, Angela began promoting a new toy by including a coupon, redeemable for a movie ticket, in each toy's carton. The movie ticket, which cost Angela \$2, is purchased in advance and then mailed to the customer when Angela receives the coupon. Based on past experience, Angela estimated that 60 percent of the coupons would be redeemed. Forty percent of the coupons would be actually redeemed this year, and the remaining 20 percent of the coupons were expected to be redeemed next year.

*Required:*

- a. How should Angela report the safety hazard? Why? Do not discuss deferred tax implications.
- b. How should Angela report the uninsured flood risk? Why?
- c. How should Angela account for the toy-promotion campaign in this year?

### • Case 11-7 Accounting for Notes Payable

Business transactions often involve the exchange of property, goods, or services for notes on similar instruments that may stipulate no interest rate or an interest rate that varies from prevailing rates.

*Required:*

- a. When a note is exchanged for property, goods, or services, what value should be placed on the note
  - i. If it bears interest at a reasonable rate and is issued in a bargained transaction entered into at arm's length? Explain.
  - ii. If it bears no interest and/or is not issued in a bargained transaction entered into at arm's length? Explain.
- b. If the recorded value of a note differs from the face value,
  - i. How should the difference be accounted for? Explain.
  - ii. How should this difference be presented in the financial statements? Explain.

### • Case 11-8 Accounting for Bonds Payable

On April 1, 2014, Janine Corporation sold some of its five-year, \$1,000 face value, 12 percent term bonds dated March 1, 2014, at an effective annual interest rate (yield) of 10 percent. Interest is payable semiannually, and the first interest payment date is September 1, 2014. Janine uses the interest method of amortization. Bond issue costs were incurred in preparing and selling the bond issue.

On November 1, 2014, Janine sold directly to underwriters, at lump-sum price, \$1,000 face value, 9 percent serial bonds dated November 1, 2014, at an effective interest rate (yield) of 11 percent. Of these serial bonds, a total of 25 percent is due on November 1, 2014; a total of 30 percent is due on November 1, 2015; and the rest is due on November 1, 2016. Interest is payable semiannually, and the first interest payment date is May 1, 2015. Janine uses the interest

method of amortization. Bond issue costs were incurred in preparing and selling the bond issue.

*Required:*

- a. How would the market price of the term bonds and the serial bonds be determined?
  - i. How would all items related to the term bonds, except for bond issue costs, be presented in a balance sheet prepared immediately after the term bond issue was sold?
  - ii. How would all items related to the serial bonds, except for bond issue costs, be presented in a balance sheet prepared immediately after the serial bond issue was sold?
- b. What alternative methods could be used to account for the bond issue costs for the term bonds in 2014? Which method(s) is (are) considered current GAAP? Which method(s), if any, would affect the calculation of interest expense? Why? (For this question, do not assume that Janine opts to use the fair value method to account for the bonds.)
- c. How would the amount of interest expense for the term bonds and the serial bonds be determined for 2014?

### • Case 11-9 Accounting Concepts and Contingencies

The two basic requirements for the accrual of a loss contingency are supported by several basic concepts of accounting. Four of these concepts are periodicity (time periods), measurement, objectivity, and relevance.

*Required:*

Discuss how the two basic requirements for accrual of a loss contingency relate to the four concepts listed above.

### • Case 11-10 Reporting Contingencies

The following three independent sets of facts relate to (1) the possible accrual or (2) the possible disclosure by other means of a loss contingency.

*Situation 1*

A company offers a one-way warranty for the product that it manufactures. A history of warranty claims has been compiled, and the probable amount of claims related to sales for a given period can be determined.

*Situation 2*

Following the date of a set of financial statements, but before the issuance of the financial statements, a company enters into a contract that will probably result in a significant loss to the company. The amount of the loss can be reasonably estimated.

*Situation 3*

A company has adopted a policy of recording self-insurance for any possible losses resulting from injury to others by the company's vehicles. The premium for an insurance policy for the same risk from an independent insurance company would

have an annual cost of \$2,000. During the period covered by the financial statements, no accidents involving the company's vehicles resulted in injury to others.

*Required:*

Discuss the accrual of a loss contingency and/or type of disclosure necessary (if any) and the reason(s) such a disclosure is appropriate for each of the three independent sets of facts above. Complete your response to each situation before proceeding to the next situation.

## **FASB ASC Research**

---

For each of the following research cases, search the FASB ASC database for information to address the issues. Cut and paste the FASB paragraphs that support your responses. Then summarize briefly what your responses are, citing the pronouncements and paragraphs used to support your responses.

- **FASB ASC 11-1 Disclosure of Liabilities by Not-for-Profit Entities**

Financial accounting standards normally address the reporting practices of for-profit business entities. Search the FASB ASC database to discover what the FASB reporting requirements are (if any) for the reporting by not-for-profit entities of their outstanding liabilities. Cut and paste your findings, cite your source(s), and write a brief summary of your findings.

- **FASB ASC 11-2 Indirect Guarantees**

FASB ASC 450 addresses accounting for loss contingencies, including those that represent a right to proceed against an outside party in the event that the guarantor is called upon to satisfy the guarantee—for example, a guarantee to pay the debts of another entity. Search the FASB ASC database to determine the requirement for reporting or not reporting such guarantees. Then search for a FASB interpretation (FIN) that was issued to clarify this issue. Copy and paste your findings and, in your own words, write a summary of what the findings mean.

- **FARS 11-3 Accounting for Derivatives**

*SFAS No. 133* was one of the most complex standards ever issued by the FASB. As a result, numerous implementation guidelines have been issued. Search the FASB ASC database to find three issues addressed by the EITF concerning accounting for derivatives. Cite and briefly summarize these issues.

- **FASB ASC 11-4 The Fair Value Option and Health Care Businesses**

The FASB ASC indicates that not-for-profit, business-oriented health care entities shall report unrealized gains and losses on items for which the fair value option has been elected within the performance indicator or as a part of discontinued operations, as appropriate. Find, cite, and copy the FASB ASC's definition of performance indicator as it relates to not-for-profit businesses.

- **FASB ASC 11-5 Use of Zero Coupon Bonds in a Troubled Debt Restructuring**

The FASB ASC provides guidance on accounting for the use of zero coupon bonds in a troubled debt restructuring. Find, cite, and copy that guidance.

- **FASB ASC 11-6 Accounting for Loss Contingencies by Regulated Entities**

The FASB ASC provides an exception for the guidance on accounting for loss contingencies for entities with regulated operations. Find, cite, and copy that guidance.

- **FASB ASC 11-7 Hedging and Gas-Balancing Arrangements**

The FASB ASC indicates that the terms of a gas-balancing arrangement should be analyzed to determine whether they meet the definition of a derivative instrument. Search the FASB ASC to find the definition of a gas-balancing arrangement. Find, cite, and copy that definition.

## **Room for Debate**

---

- **Debate 11-1 Liabilities versus Equity**

In the discussion memorandum “Distinguishing between Liability and Equity Instruments and Accounting for Instruments with Characteristics of Both,” the FASB addressed the issue of whether redeemable preferred stock is debt or equity. *SFAS No. 150* (see FASB ASC 480) requires mandatorily redeemable preferred stock to be classified as debt.

For the following debate, your arguments should take into consideration definitions of the elements of financial statements in *SFAS No. 6* and any other relevant aspects of the conceptual framework, as well as implications regarding the usefulness of financial statement information to investors.

*Team Debate:*

Team 1: Present arguments in favor of presenting redeemable preferred stock as debt.

Team 2: Present arguments in favor of presenting redeemable preferred stock as equity.

- **Debate 11-2 Fair Value Option**

*SFAS No. 159* (see FASB 825) allows companies to value financial liabilities at fair value. If not elected, financial liabilities will continue to be accounted for under the historical cost model.

*Team Debate:*

Team 1: Present arguments in favor of measuring liabilities at fair value.

Team 2: Present arguments against measuring liabilities at fair value.

• **Debate 11-3 Convertible Debt**

Should we separate the debt and equity features of convertible debt?

*Team Debate:*

Team 1: Pro separation: Present arguments in favor of separating the debt and equity features of convertible debt.

Team 2: Against separation: Present arguments against the separation of the debt and equity features of convertible debt.



## CHAPTER 12

---

# Accounting for Income Taxes

---

Most accountants now agree that corporate income tax is an expense. Treating income tax as an expense is required under current GAAP. This treatment is consistent with proprietary theory, because the earnings that accrue to owners are reduced by corporate obligations to the government. Also, because the income tax does not result from transactions with owners, expensing corporate income tax is consistent with the *SFAC No. 6* definition of comprehensive income. Thus, on the surface, accounting for income taxes would appear to be a nonissue.

Yet accounting for income taxes has been a most controversial financial accounting topic for many years. The controversy centers on a number of reporting and measurement issues. This chapter traces the historical development of GAAP for income taxes. It examines the theoretical accounting issues as well as the reporting requirements of *APB Opinion No. 11*, *SFAS No. 96*, and the current authoritative pronouncement originally issued as *SFAS No. 109* (see FASB ASC 740).

### Historical Perspective

---

Accounting for income taxes became a significant issue in the 1940s when the Internal Revenue Code (IRC) permitted companies to depreciate the cost of emergency facilities considered essential to the war effort over a period of 60 months.<sup>1</sup> For a five-year period, businesses were able to reduce taxable income below what it would have been under the accounting method of depreciation.

1. Frank R. Rayburn, "A Chronological Review of the Authoritative Literature on Interperiod Tax Allocation: 1940–1985," *Accounting Historians Journal* (Fall 1986): 91.

The total depreciation charge over the life of the asset was the same for financial accounting income as it was for taxable income, but the allocation of cost to financial accounting income in each accounting period differed significantly from the allocation to taxable income. Before this IRC regulation existed, accounting practitioners expensed income tax as it was incurred per the corporate tax return. Some accountants argued that when accelerated tax depreciation is allowed, expensing the amount of the tax liability incurred in each period results in material distortions of periodic earnings. For example, when pretax financial accounting income is the same in each accounting period, tax expense fluctuates and reported earnings are not normalized.

The initial question raised by imposing a tax on corporate profits was whether income taxes were an expense or a distribution of a company's profits to the government. The Committee on Accounting Procedure resolved this issue in *ARB No. 23, "Accounting for Income Taxes"* (since superseded), by taking the position that income taxes are an expense that should be allocated to income in a manner similar to the way a company's other expenses are allocated.<sup>2</sup> *ARB No. 23* subsequently became Chapter 10, Section B, of the AICPA's consolidated set of accounting procedures, *ARB No. 43*.<sup>3</sup> This release stated:

Income taxes are an expense that should be allocated, when necessary and practicable, to income and other accounts, as other expenses are allocated. What the income statement should reflect . . . is the expense properly allocable to the income included in the income statement for the year.<sup>4</sup>

It follows that items reported in the income statement have tax consequences. These tax consequences are expenses and should be treated in a manner similar to other expenses reported in the income statement. Accrual accounting requires the recognition of revenues and expenses in the period incurred, without regard to the timing of cash receipts and payments. Consequently, the tax effects of business transactions should be recorded in a similar manner. That is, income tax should be allocated to periods so that the items reported on the income statement are matched with their respective tax consequences. The allocation of income taxes to accounting periods is termed *interperiod tax allocation*.

*ARB No. 23* did not apply to cases where "differences between the tax return and the income statement will recur regularly over a comparatively long period of time."<sup>5</sup> A debate ensued as to whether the tax consequences of all items resulting in tax treatment that differs from accounting treatment should be allocated. In addition, *ARB No. 23* did not provide clear guidance on how to measure specific tax consequences. The nature of income taxes was subsequently studied by the APB, which issued *APB Opinion No. 11, "Accounting for Income Taxes"*<sup>6</sup> (since

2. American Institute of Accountants, Committee on Accounting Procedure, "Accounting for Income Taxes," *Accounting Research Bulletin No. 23* (New York: AIA, 1944).

3. Committee on Accounting Procedure, "Restatement and Revision of Accounting Research Bulletins," *Accounting Research Bulletin No. 43* (New York: AIA, 1953).

4. *Ibid.*, sec. B, para. 4.

5. *Ibid.*, sec. B, para. 1.

6. Accounting Principles Board, *Opinion No. 11, "Accounting for Income Taxes"* (New York: AICPA, 1967).

superseded). This release extended interperiod tax allocation to all items resulting in differences owing to the timing of revenue and expense recognition in the income statement and the tax return. It required the deferred method, which measures the effects of future tax consequences using today's tax rates, an income statement approach that stresses the matching concept. In doing so, it is consistent with the recommendations outlined in *ARB No. 43*. Yet *APB Opinion No. 11* was widely criticized. Opponents argued that the use of current tax rates resulted in balance sheet amounts that did not reflect the future tax consequences of economic events and transactions, because when those future consequences actually occur, the tax rates are likely to have changed. In response, the FASB issued *SFAS No. 96*, "Accounting for Income Taxes," which proscribed a balance sheet approach to allocating income taxes among accounting periods.<sup>7</sup> But *SFAS No. 96* did not silence the critics of accounting for income taxes, and some of its provisions were so controversial that the FASB was compelled to delay the effective date of the pronouncement twice. Subsequently, *SFAS No. 96* was superseded by *SFAS No. 109*, "Accounting for Income Taxes"<sup>8</sup> (see FASB ASC 740).

## The Income Tax Allocation Issue

---

Most economic events and transactions have tax cash-flow consequences. These consequences are reported on tax returns in accordance with the IRC. The IRC is enacted by Congress, and its goal is to provide revenue, in an equitable manner, to operate the federal government. On occasion the IRC may also be used to regulate the economy. The same economic events that give rise to taxable income are also reported in published financial statements by following GAAP. In general, revenue becomes taxable when taxpayers receive cash, or expenses are deductible when cash is paid (the ability-to-pay criterion). Consequently, income tax accounting is more closely associated with cash basis accounting than is financial accounting. Because the IRC is based on an ability-to-pay criterion, the IRC's reporting requirements differ from the reporting requirements for financial accounting as defined by GAAP. As a result, the taxes paid in a given year might not reflect the tax consequences of events and transactions that are reported in the income statement for that same year.

When the IRC requires that revenues and expenses be recognized in different accounting periods from GAAP, taxable income is temporarily different from pretax financial accounting income. In a subsequent period, the event that caused the difference will reverse itself. Originating and reversing temporary differences cause an accounting problem that is termed the *income tax allocation issue*.

The objectives of accounting for income taxes are to recognize the amount of taxes payable or refundable for the current year and to recognize the future tax consequences of temporary differences as well as net operating losses (NOLs) and unused tax credits. To facilitate discussion of the issues raised by the concept of interperiod tax allocation, we first examine the nature of differences among pretax financial income, taxable income, and NOLs.

7. Financial Accounting Standards Board, *Statement of Financial Accounting Standards No. 96*, "Accounting for Income Taxes" (Stamford, CT: FASB, 1987).

8. Financial Accounting Standards Board, *Statement of Financial Accounting Standards No. 109*, "Accounting for Income Taxes" (Stamford, CT: FASB, 1992).

## Permanent and Temporary Differences

Differences between pretax financial accounting income and taxable income may be either permanent differences or temporary differences. Temporary differences between pretax financial accounting income and taxable income affect two or more accounting periods and thereby involve the allocation of income taxes between accounting periods. Permanent differences do not have income tax consequences. Thus only temporary differences result in deferred income tax assets and liabilities.

### Permanent Differences

Certain events and transactions cause differences between pretax accounting income and taxable income to be permanent. Most *permanent differences* between pretax financial accounting income and taxable income occur when specific provisions of the IRC exempt certain types of revenue from taxation or prohibit the deduction of certain types of expenses. Others occur when the IRC allows tax deductions that are not expenses under GAAP. Permanent differences arise because of federal economic policy or because Congress wishes to alleviate a provision of the IRC that falls too heavily on one segment of the economy. There are three types of permanent differences:

1. *Revenue recognized for financial accounting reporting purposes that is never taxable.* Examples include interest on municipal bonds and life insurance proceeds payable to a corporation upon the death of an insured employee.
2. *Expenses recognized for financial accounting reporting purposes that are never deductible for income tax purposes.* An example is life insurance premiums on employees where the corporation is the beneficiary.
3. *Income tax deductions that do not qualify as expenses under GAAP.* Examples include percentage depletion in excess of cost depletion and the special dividend exclusion.<sup>9</sup>

Permanent differences affect pretax financial accounting income or taxable income, but not both. A corporation that has nontaxable revenue or additional deductions for income tax reporting purposes reports a relatively lower taxable income compared to pretax financial accounting income than it would have if these items were not present, whereas a corporation with expenses that are not tax-deductible reports a relatively higher taxable income.

### Temporary Differences

Most *temporary differences* between pretax financial accounting income and taxable income arise because the timing of revenues, gains, expenses, or losses in financial accounting income occurs in a different period from taxable income. These timing differences result in assets and liabilities having different bases for financial accounting purposes than for income tax purposes at the end of a given accounting period. Additional temporary differences occur because specific provisions of the IRC create different bases for depreciation or for gain or loss recognition for income tax purposes than are used for financial accounting purposes. Because

9. Corporations are entitled to a special deduction from gross income for dividends received from a domestic corporation. This deduction is generally 70 percent of dividends received from corporations owned less than 20 percent by the recipient corporation.

many of these additional temporary differences relate to more complex provisions of the tax laws, only timing differences are discussed in detail here.

When a temporary difference occurs, it causes current pretax accounting income to be either greater than or less than current taxable income. A temporary difference that causes current pretax accounting income to be greater than current taxable income will cause future taxable income to be greater than future pretax accounting income. The resulting future differences become taxable in the accounting periods when they occur; thus, the excess of the future taxable income over pretax accounting income is termed a *taxable amount*. The opposite occurs for temporary differences that cause current taxable income to exceed current pretax accounting income. These temporary differences result in future *deductible amounts*.

Temporary differences that result in future taxable amounts result from the postponement of tax payments to future accounting periods. Proponents of the balance sheet approach to measuring and reporting deferred income taxes argue that because these temporary differences result from a prior transaction or event (an originating temporary difference) that will reverse and thus result in the probable future outflow of economic resources (future tax consequences), the future tax consequences of these temporary differences meet the conceptual framework definition of liabilities and should be reported as deferred tax liabilities. Conversely, they argue that timing differences that result in future deductible amounts represent future tax benefits and thereby meet the conceptual framework definition of assets. As a result, the future tax consequences of these temporary differences are deferred tax assets. Examples of both types of temporary differences are given below.<sup>10</sup>

### **Current Financial Accounting Income Exceeds Current Taxable Income**

1. *Revenues or gains are included in financial accounting income before they are included in taxable income.* For example, gross profit on installment sales is included in financial accounting income at the point of sale but may be reported for tax purposes as the cash is collected.
2. *Expenses or losses are deducted to compute taxable income before they are deducted to compute financial accounting income.* For example, a fixed asset may be depreciated by MACRS depreciation for income tax purposes and by the straight-line method for financial accounting purposes.<sup>11</sup>

### **Current Financial Accounting Income Is Less Than Current Taxable Income**

1. *Revenues or gains are included in taxable income before they are included in financial accounting income.* For example, rent received in advance is

10. SFAS No. 109 described these temporary differences in paragraph 11 (see FASB ASC 740-10-25-20).

11. The modified accelerated cost recovery system (MACRS) is the only allowable accelerated depreciation method allowed under the IRC. It usually results in relatively higher depreciation amounts than straight-line depreciation in the early years of an asset's life.

taxable when it is received, but it is reported in financial accounting income as it is earned.

2. *Expenses or losses are deducted to compute financial accounting income before they are deducted to determine taxable income.* For example, product warranty costs are estimated and reported as expenses when the product is sold for financial accounting purposes, but they are deducted as actually incurred in later years to determine taxable income.

*APB Opinion No. 11* limited the scope of temporary differences to timing differences. *Timing differences* occur when taxable revenues or gains, or tax-deductible expenses or losses, are recognized in one accounting period for financial accounting reporting purposes and in a different accounting period for income tax purposes. *SFAS No. 109* broadened the scope of temporary differences by including all “events that create differences between the tax bases of assets and liabilities and their amounts for financial reporting.”<sup>12</sup> For example, an asset donated to a business has a zero basis for tax purposes but is recorded at its fair market value for financial accounting purposes. This creates a temporary difference that will reverse either through depreciation or sale of the asset. Thus these additional temporary differences also result in tax consequences that affect two or more accounting periods. The following additional temporary differences are noted in *SFAS No. 109*.<sup>13</sup>

### Additional Temporary Differences

1. *A reduction in the tax basis of depreciable assets because of tax credits.* The amounts received on future recovery of the amount of the asset for financial accounting purposes will be taxable when the asset is recovered. For example, the IRC formerly allowed taxpayers to reduce the depreciation basis of assets by half of the amount of the investment tax credit (ITC) taken for the asset. As a result, future taxable incomes exceeded future pretax financial accounting income by the amount of the tax basis reduction. Hence, the basis reduction is a temporary difference that creates a future taxable amount. The future taxable amount was equivalent to the amount needed to recover the additional financial accounting asset cost basis.<sup>14</sup>
2. *The ITC accounted for by the deferred method.* Recall from our discussion in Chapter 1 that the preferred treatment of accounting for the ITC is to reduce the cost of the related asset by the amount of the ITC. If this method is used, the amounts received on future recovery of the reduced cost of the asset for financial accounting purposes will be less than the tax basis of the asset. The difference will be tax-deductible when the asset is recovered.
3. *Foreign operations for which the reporting currency is the functional currency.* The provisions of *SFAS No. 52*, “Foreign Currency Translation”<sup>15</sup> (see FASB ASC 830)

12. *SFAS No. 109*, para. 3 (see FASB ASC 740-10-25-19).

13. These temporary differences were also described in *SFAS No. 109*, para. 11 (see FASB ASC 740-10-25-20).

14. The investment tax credit is used to stimulate the economy. It has been phased in and out of the IRC, depending on the state of the economy, since the early 1960s.

15. Financial Accounting Standards Board, *Statement of Financial Accounting Standards No. 52*, “Foreign Currency Translation” (Stamford, CT: FASB, 1981).

require certain assets to be remeasured from the foreign currency to U.S. dollars using historical exchange rates when the reporting currency is the functional currency.<sup>16</sup> If exchange rates subsequently change, there will be a difference between the foreign tax basis and the U.S. dollar historical cost of assets and liabilities. That difference will be taxable or deductible for foreign tax purposes when the reported amounts of the assets and liabilities are recovered and settled, respectively.

4. *An increase in the tax basis of assets because of indexing for inflation.* The tax law may require adjustment of the tax basis of a depreciable asset for the effects of inflation. The inflation-adjusted basis of the asset will then be used to compute future tax deductions for depreciation, or the gain or loss on the sale of the asset. Amounts received on future recovery of the remaining cost of the asset recorded for financial accounting purposes will then be less than the remaining tax basis of the asset, and the difference will be tax-deductible when the asset is recovered.
5. *Business combinations accounted for by the purchase method.* There may be differences between the assigned value and the tax basis of the assets and liabilities recognized in a business combination accounted for as a purchase.<sup>17</sup> These differences will result in taxable or deductible amounts when the recorded amounts of the assets are recovered or the recorded amounts of the liabilities are settled.

GAAP requires published financial statements to reflect the tax consequences of economic events and transactions reported in those financial statements. Because GAAP and the IRC do not always agree on the timing of recognition of revenues and expenses, creating temporary differences, the current period's income tax expense must include the current period's effects resulting from the recognition of future tax consequences. The effects of these future tax consequences are reported as deferred tax assets and deferred tax liabilities. Stated differently, the expected cash flows of future tax consequences resulting from temporary differences between pretax financial accounting income and taxable income reflect anticipated future tax benefits (*deferred tax assets*) or payables (*deferred tax liabilities*). The result is that income tax expense is equal to the amount of income taxes currently payable, adjusted for changes in deferred tax assets and liabilities.

### Net Operating Losses

A net operating loss (NOL) occurs when the amount of total tax deductions and tax-deductible losses is greater than the amount of total taxable revenues and gains during an accounting period. The IRC allows corporations reporting NOLs to carry these losses back and forward to offset other reported taxable income (currently back two years and forward 20 years).

16. *SFAS No. 52* (see FASB ASC 830-10-20) defines the functional currency as the currency of the primary economic environment in which an entity operates. See Chapter 15 for a discussion of foreign currency translation.

17. Under the purchase method of accounting for business combinations now termed the *acquisitions method*, which is now the only acceptable method of accounting for business combinations, the assets and liabilities acquired are recorded at their fair market values, not their previous book values. See Chapter 16 for a discussion of business combinations.



An NOL carry-back is applied to the taxable income of the two preceding years in the order in which they occurred, beginning with the older year first. If unused NOLs are still available, they are carried forward for up to 20 years to offset future taxable income.<sup>18</sup> NOL carry-backs result in the refund of prior taxes paid. Thus the tax benefits of NOL carry-backs are currently realizable and for financial accounting purposes are reported as reductions in the current-period loss. A receivable is recognized on the balance sheet, and the associated benefit is shown on the current year's income statement.

Whether or not to recognize the potential benefit of an NOL carry-forward has added controversy to the income tax accounting debate. The APB argued that the benefit of an NOL carry-forward is generally not ensured in the loss period.<sup>19</sup> Nevertheless, *APB Opinion No. 11* allowed the recognition of anticipated benefit to be realized from an NOL carry-forward in the unusual circumstances when realization is ensured beyond any reasonable doubt.<sup>20</sup> *SFAS No. 96* did not allow the potential tax benefits of NOL carry-forwards to be treated as assets. This position was based on the following argument:

Incurring losses or generating profits in future years are future events that are not recognized in financial statements for the current year and are not inherently assumed in financial statements for the current year. Those future events shall not be anticipated, regardless of probability, for purposes of recognizing or measuring . . . [income taxes] . . . in the current year.<sup>21</sup>

*SFAS No. 109* liberalizes the policies for recognizing tax assets (as discussed later), and thus for the financial accounting treatment of NOL carry-forwards.

### Conceptual Issues

The primary income tax allocation issue involves whether and how to account for the tax effects of temporary differences between taxable income, as determined by the IRC, and pretax financial accounting income, as determined under GAAP. Some accountants believe it is inappropriate to give any accounting recognition to the tax effects of these differences. Others believe that recognition is appropriate but disagree on the method to use. There is also disagreement on the appropriate tax rate to use and whether reported future tax effects should be discounted to their present values. Finally, there is a lack of consensus over whether interperiod tax allocation should be applied comprehensively to all differences or only to those expected to reverse in the future. Each of these conceptual issues is examined in more detail in the following paragraphs.

### Allocation versus Nonallocation

Although authoritative pronouncements have consistently required interperiod tax allocation, opponents maintain that the amount of income tax expense reported on a company's income statement should be the same as the income

18. A company may choose not to use the carry-back provisions and only carry forward net operating losses. Such an election might occur if Congress were expected to increase tax rates in the near future.

19. APB Opinion No. 11, para. 43.

20. Ibid.

21. Ibid., para. 15.



taxes payable for the accounting period as determined by the income tax return. Under this approach, there would be no interperiod allocation of income taxes.

Advocates of nonallocation argue as follows:

1. Income taxes result only from taxable income. Whether or not the company has accounting income is irrelevant. Hence, attempts to match income taxes with accounting income provide no relevant information for users of published financial statements.
2. Income taxes are different from other expenses; therefore, allocation in a manner similar to other expenses is irrelevant. Expenses are incurred to generate revenues; income taxes generate no revenues. They are not incurred in anticipation of future benefits, nor are they expirations of cost to provide facilities to generate revenues.
3. Income taxes are levied on total taxable income, not on individual items of revenue and expense. Thus there can be no temporary differences related to these items.
4. Interperiod tax allocation hides an economic difference between a company that employs tax strategies to reduce current tax payments (and is therefore economically better off) and one that does not.
5. Reporting a company's income tax expense at the amount paid or currently payable is a better predictor of the company's future cash outflows because many of the deferred taxes will never be paid or will be paid only in the distant future.
6. Income tax allocation entails an implicit forecasting of future profits. To incorporate such forecasting into the preparation of financial information is inconsistent with the long-standing principle of conservatism.
7. There is no present obligation for the potential or future tax consequences of present or prior transactions, because there is no legal liability to pay taxes until an actual future tax return is prepared.
8. The accounting recordkeeping procedures involving interperiod tax allocation are too costly for the purported benefits.

On the other hand, the advocates of interperiod tax allocation cite the following reasons to counter the preceding arguments or to criticize nonallocation:

1. Income taxes result from the incurrence of transactions and events. As a result, income tax expense should be based on the results of the transactions or events that are included in financial accounting income.
2. Income taxes are an expense of doing business and should involve the same accrual, deferral, and estimation concepts that are applied to other expenses.
3. Differences between the timing of revenues and expenses do result in temporary differences that will reverse in the future. Expanding, growing businesses experience increasing asset and liability balances. Old assets are collected, old liabilities are paid, and new ones take their place. Deferred tax balances grow in a similar manner.
4. Interperiod tax allocation makes a company's net income a more useful measure of its long-term earning power and avoids periodic income distortions resulting from income tax regulations.

5. Nonallocation of a company's income tax expense hinders the prediction of its future cash flows. For instance, a company's future cash inflows from installment sales collection would usually be offset by related cash outflows for taxes.
6. A company is a going concern, and income taxes that are currently deferred will eventually be paid. The validity of other assets and liabilities reported in the balance sheet depends on the presumption of a viable company and hence the incurrence of future net income.
7. Temporary differences are associated with future tax consequences. For example, reversals of originating differences that provide present tax savings are associated with higher future taxable incomes and therefore higher future tax payments. In this sense, deferred tax liabilities are similar to other contingent liabilities that are currently reported under GAAP. However, one could argue that the recognition and measurement of other contingent liabilities hinges on the probability of their incurrence, whereas probability of future tax consequences is not a consideration.

### Comprehensive versus Partial Allocation

Authoritative accounting pronouncements have consistently required the use of interperiod tax allocation, and they have also consistently required that it be applied to all temporary differences between taxable income and pretax accounting income. This approach is termed "comprehensive" interperiod income tax allocation. An alternative approach, called "partial" interperiod income tax allocation, would result in allocating the tax for only a few temporary differences. This issue revolves around the question of how much income tax should be allocated.

Under *comprehensive allocation*, the income tax expense reported in an accounting period is affected by all transactions and events entering into the determination of pretax financial accounting income for that period. Comprehensive allocation results in including the tax consequences of all temporary differences as deferred tax assets and liabilities, regardless of how significant or recurrent they are. Proponents of comprehensive allocation view all transactions and events that create temporary differences as affecting cash flows in the accounting periods when the future tax consequences of temporary differences are realized. Under this view, the future tax consequence of a temporary difference is analogous to an unpaid accounts receivable or accounts payable invoice, which in the future is collected or paid.

In contrast, under *partial allocation*, the income tax expense reported in an accounting period would not be affected by those temporary differences that are not expected to reverse in the future. That is, proponents of partial allocation argue that in certain cases, groups of similar transactions or events may continually create new temporary differences in the future that will offset the realization of any taxable or deductible amounts, resulting in an indefinite postponement of deferred tax consequences. In effect, partial allocationists argue that these types of temporary differences are more like permanent differences. Examples of these types of differences include depreciation for manufacturing companies with large amounts of depreciable assets and installment sales for merchandising companies.

Advocates of comprehensive allocation raise the following arguments:

1. Individual temporary differences do reverse. By definition, a temporary difference cannot be permanent; the offsetting effect of future events should not be assumed. It is inappropriate to look at the effect of a group

of temporary differences on income taxes; the focus should be on the individual items comprising the group. Temporary differences should be viewed in the same manner as accounts payable. Although the total balance of accounts payable might not change, many individual credit and payment transactions affect the total.

2. Accounting is primarily historical. It is inappropriate to offset the income tax effects of possible future transactions against the tax effects of transactions that have already occurred.
3. The income tax effects of temporary differences should be reported in the same period as the related transactions and events are reported in pretax financial accounting income.
4. Accounting results should not be subject to manipulation by management. That is, a company's management should not be able to alter the company's results of operations and ending financial position by arbitrarily deciding what temporary differences will and will not reverse in the future.

In contrast, advocates of partial income tax allocation raise these arguments:

1. Not all groups of temporary differences are similar to certain other groups of accounting items, such as accounts payable. Accounts payable roll over as a result of actual individual credit and payment transactions. Income taxes, however, are based on total taxable income and not on the individual items constituting that income. Therefore consideration of the impact of the *group* of temporary differences on income taxes is the appropriate viewpoint.
2. Comprehensive income tax allocation distorts economic reality. The income tax regulations that cause the temporary differences will continue to exist. For instance, Congress is not likely to reduce investment incentives with respect to depreciation. Consequently, future investments are virtually certain to result in originating depreciation differences of an amount to at least offset reversing differences. Consideration should thus be given to the impact of future as well as historical transactions.
3. Assessment of a company's future cash flows is enhanced by using the partial allocation approach. Because the deferred income taxes (if any) reported on a company's balance sheet under partial allocation should actually reverse rather than continue to grow, partial allocation would better reflect future cash flows.
4. Accounting results should not be distorted by the use of a rigid, mechanical approach, such as comprehensive tax allocation. Furthermore, an objective of the audit function is to identify and deter any management manipulation.

## Discounting Deferred Taxes

GAAP requires comprehensive interperiod income tax allocation. Reported deferred tax assets and liabilities reflect anticipated future tax consequences resulting from temporary differences between pretax financial accounting income and taxable income. Specific measurement issues, such as the appropriate method and tax rate to use to calculate deferred tax balances, are discussed in the following sections. This section addresses the issue of whether deferred taxes, regardless of the measurement method used, should be discounted.

Proponents of reporting deferred taxes at their discounted amounts argue that the company that reduces or postpones tax payments is economically better

off. It is their belief that by discounting deferred taxes, a company best reflects the operational advantages of its tax strategies in its financial statements. Proponents also feel that discounting deferred taxes is consistent with the accounting principles established for such items as notes receivable and notes payable, pension costs, and leases. They argue that discounted amounts are considered to be the most appropriate indicators of future cash flows.

Critics of discounting counter that discounting deferred taxes mismatches taxable transactions and the related tax effects. That is, the taxable transaction would be reported in one period and the related tax effects over several periods. They also argue that discounting would conceal a company's actual tax burden by reporting as interest expense the discount factor that would otherwise be reported as part of income tax expense. Furthermore, deferred taxes may be considered as interest-free loans from the government that do not require discounting because the effective interest rate is zero. Although this argument has conceptual merit, a plausible counterargument would be that the time value of money is important to the well-being of companies and that because of this aspect, GAAP requires interest to be imputed for non-interest-bearing financial instruments. It follows that the time value of money is enhanced by postponing tax payments; thus, consistency under GAAP would require imputing interest on deferred taxes.

## Alternative Interperiod Tax Allocation Methods

Three methods of income tax allocation may be used in conjunction with either the comprehensive or partial allocation approach. These are the deferred method, the asset–liability method, and the net-of-tax method.

### The Deferred Method

The *deferred method* of income tax allocation is an income statement approach. It is based on the concept that income tax expense is related to the period in which income is recognized. The deferred method measures income tax expense as though the current-period pretax financial accounting income is reported on the current year's income tax return. The tax effect of a temporary difference is the difference between income taxes computed with and without inclusion of the temporary difference. The resulting difference between income tax expense and income taxes currently payable is a debit or credit to the deferred income tax account.

The deferred tax account balance is reported in the balance sheet as deferred tax credit or deferred tax charge. Under the deferred method, the deferred tax amount reported on the balance sheets is the effect of temporary differences that will reverse in the future and that are measured using the income tax rates and laws in effect when the differences originated. No adjustments are made to deferred taxes for changes in the income tax rates or tax laws that occur after the period of origination. When the deferrals reverse, the tax effects are recorded at the rates that were in existence when the temporary differences originated.

*APB Opinion No. 11* required comprehensive interperiod income tax allocation using the deferred method.<sup>22</sup> Like its predecessor, *ARB No. 43*, *APB Opinion No. 11* concluded that "income tax expense should include the tax effects of revenue and expense transactions included in the determination of pretax accounting income."<sup>23</sup>

22. *APB Opinion No. 11*, paras. 34 and 35.

23. *Ibid.*, para. 34.

Use of the deferred method caused considerable controversy. The primary criticism was that neither deferred tax charges nor deferred tax credits have the essential characteristics of assets or liabilities. Because the deferred method does not use tax rates that will be in effect when temporary differences reverse, they do not measure probable future benefits or sacrifices; hence, the resulting deferred taxes do not meet the definition of assets or liabilities in *SFAC No. 6*. The deferred tax balances simply represent the cumulative effects of temporary differences waiting to be adjusted in the matching process of some future accounting period.

Arguments in favor of the deferred method of interperiod tax allocation include the following:

1. The income statement is the most important financial statement, and matching is a critical aspect of the accounting process. Thus it is of little consequence that deferred taxes are not true assets or liabilities in the conceptual sense.
2. Deferred taxes are the result of historical transactions or events that created the temporary differences. Because accounting reports most economic events on a historical cost basis, deferred taxes should be reported in a similar manner.
3. Historical income tax rates are verifiable. Reporting deferred taxes based on historical rates increases the reliability of accounting information.

### **The Asset–Liability Method**

The *asset–liability method* of income tax allocation is balance sheet oriented. The intent is to accrue and report the total tax benefit or taxes payable that will actually be realized or assessed on temporary differences when their respective future taxable or deductible amounts are expected to occur. A temporary difference is viewed as giving rise to either a tax benefit that will result in a decrease in future tax payments or a tax liability that will be paid in the future at tax rates that are then current. Theoretically, the future tax rates used should be estimated, based on expectations regarding future tax law changes. However, GAAP requires that the future tax rates used to determine current period deferred tax asset and liability balances be based on currently enacted tax law.<sup>24</sup>

Under the asset–liability method, the deferred tax amount reported on the balance sheet measures the future tax consequences of existing temporary differences using the currently enacted tax rates and laws that will be in effect when those tax consequences are expected to occur. At the end of each accounting period, or when the temporary differences that caused the company to report a deferred tax asset or liability no longer exist, companies adjust their deferred tax asset and liability account balances to reflect any changes in the income tax rates. Stated differently, at year-end, companies report deferred tax asset and liability balances that measure the future tax consequences of anticipated deductible and taxable amounts that were caused by current and prior period temporary differences. The reported amounts are measured using tax rates that under currently enacted tax law will be in effect in those years when the deductible and taxable amounts are expected to occur. This practice results in reporting deferred tax assets and liabilities at their expected realizable values.

24. *FASB Statement No. 109*, para. 8 (see FASB ASC 740-10-30-2).

When using the asset–liability method, income tax expense is the sum of (or difference between) the changes in deferred tax asset and liability balances and the current provision for income taxes per the tax return.<sup>25</sup> According to the FASB, deferred taxes under the asset–liability method meet the conceptual definitions of assets and liabilities established in *SFAC No. 6*.<sup>26</sup> For instance, the resulting deferred tax credit balances of an entity can be viewed as probable future sacrifices (i.e., tax payments based on future tax rates) arising from present obligations (taxes owed) as a result of past transactions (originating differences). That is, deferred taxes measure future resource flows resulting from transactions or events already recognized for financial accounting purposes.

Arguments in favor of the asset–liability method of interperiod tax allocation include the following:

1. The balance sheet is becoming a more important financial statement. Reporting deferred taxes based on the expected tax rates when the temporary differences reverse increases the predictive value of future cash flows, liquidity, and financial flexibility.
2. Reporting deferred taxes based on the expected tax rates is conceptually more sound, because the reported amount represents either the likely future economic sacrifice (future tax payments) or economic benefit (future reduction in taxes).
3. Deferred taxes may be the result of historical transactions; but, by definition, they are taxes that are postponed and will be paid (or will reduce taxes) in the future at the future tax rates.
4. Estimates are used extensively in accounting. The use of estimated future tax rates for deferred taxes poses no more a problem regarding verifiability and reliability than using, say, estimated lives for depreciation.
5. Because the tax expense results from changes in balance sheet values, its measurement is consistent with the *SFAC No. 6* and *SFAS No. 130* (see FASB ASC 220) definitions of comprehensive income.

### The Net-of-Tax Method

The *net-of-tax method* is more a method of disclosure than a different method of calculating deferred taxes. Under this method, the income tax effects of temporary differences are computed by applying either the deferred method or the asset–liability method. The resulting deferred taxes, however, are not separately disclosed on the balance sheet. Instead, under the net-of-tax method the deferred charges (tax assets) or deferred credits (tax liabilities) are treated as adjustments of the accounts to which the temporary differences relate. Generally, the accounts are adjusted through the use of a valuation allowance rather than directly. For instance, if a temporary difference results from additional tax depreciation, the related tax effect would be subtracted (by means of a valuation account) from the cost of the asset (along with accumulated depreciation) to determine the carrying value of the

25. Under *SFAS No. 109*, there may also be a valuation allowance for deferred tax assets. Changes in the valuation allowance would also affect income tax expense. The valuation allowance is discussed later in the chapter.

26. *FASB Statement No. 109*, para. 63 (note that the reasoning behind FASB positions is not contained in the FASB ASC).

depreciable asset. Similarly, the carrying value of installment accounts receivable would be reduced for the expected increase in income taxes that will occur when the receivable is collected (and taxed). Reversals of temporary differences would reduce the valuation allowance accounts.

Two alternatives exist for disclosing the periodic income tax expense on the income statement under the net-of-tax method. Under the first alternative, the tax effects of temporary differences are included in the total income tax expense. Thus the income tax expense is reported in a manner similar to the deferred method or the asset–liability method. Under the second alternative, income tax expense would be reported at the same amount as current income taxes payable, and the tax effects of temporary differences would be combined with the revenue or expense items to which they relate. For instance, the tax effect of additional tax depreciation would be reported as an adjustment to depreciation expense.

The basic argument advocated by those who favor of the net-of-tax method of interperiod tax allocation centers on the notion that all revenue and expense transactions involve changes in specific asset and liability accounts and should be reported accordingly. Accounting for the tax effects of temporary differences should therefore be no different than accounting for changes in specific asset and liability accounts. Because temporary differences are the result of events that affect the future taxability and tax deductibility of specific assets and liabilities, they have future economic consequences that should be reflected in the value of the related assets and liabilities. For instance, when tax depreciation exceeds financial accounting depreciation, income tax expense is higher than current income taxes payable, because an excess amount of the cost of the depreciable asset has been charged against taxable income. Thus the excess (temporary difference) has reduced the future tax deductibility of the depreciable asset cost, and the carrying value of the asset should be reduced accordingly.

There are several arguments against the net-of-tax method. The primary argument is that many factors affect the value of assets and liabilities but are not recorded in the accounts. To single out one factor (impact on future taxes) as affecting value is inappropriate. Also, it is not always possible to determine the related asset or liability account.<sup>27</sup> Furthermore, it is argued that the net-of-tax method is too complex to use and distorts traditional concepts for measuring assets and liabilities.

## **FASB Dissatisfaction with the Deferred Method**

The deferred method was prescribed by *APB Opinion No. 11*. In 1982 the FASB, prompted by criticisms and concerns voiced in the literature and letters to the Board regarding the deferred method, began to reconsider accounting for income taxes. In *SFAC No. 6*, the FASB indicated that deferred income tax amounts reported on the balance sheet did not meet the newly established definitions for assets and liabilities.<sup>28</sup> Applying the deferred method most commonly resulted in reporting a deferred tax credit balance. Under the deferred method, deferred

27. Net operating losses (NOLs) create deferred tax asset balances under current GAAP. NOLs do not result from temporary differences caused by any single transaction or event.

28. Financial Accounting Standards Board, *Statement of Financial Accounting Concepts No. 6, "Elements of Financial Statements"* (Stamford, CT: FASB, 1985), para. 241.



tax credits result when the payment of income tax is deferred to a later period. However, the tax rate used to measure the deferral might not be in effect when the deferred taxes are actually paid. If deferred income tax credit balances are liabilities, then the amounts reported in balance sheets should reflect the future resource outflows that will be required to settle them. Any changes in tax rates and tax law that would change the future impact of temporary differences on income tax payments should thus be recognized for financial reporting purposes in the period when tax rate and tax law changes are enacted.

Subsequently, the Tax Reform Act of 1986 significantly reduced income tax rates and created additional pressure to consider a change in the method of accounting for temporary differences. After weighing the various arguments in favor of nonallocation and interperiod income tax allocation, the comprehensive and partial income allocation approaches, and the deferred, asset–liability, and net-of-tax methods of applying income tax allocation, in 1987 the FASB released *SFAS No. 96*, which contained the following conclusions:

1. Interperiod income tax allocation of temporary differences is appropriate.
2. The comprehensive allocation approach should be applied.
3. The asset–liability method of income tax allocation should be used.

In addition to accepting the arguments presented earlier in favor of the asset–liability method, the FASB expanded on these arguments and provided the following rationale for its conclusions:

1. The income tax consequences of an event should be recognized in the same accounting period as that event is recognized in the financial statements. Although most events affect taxable income and pretax financial accounting income in the same accounting period, the income tax consequences of some events are deferred. Temporary differences result from events that have deferred tax consequences.
2. Recognition of deferred income taxes is consistent with accrual accounting. Under accrual accounting, there is an assumption that there will be future recovery and settlement of reported amounts of assets and liabilities, respectively. That assumption necessitates the recognition of deferred tax consequences of those temporary differences that will become refundable or payable when the reported amounts of assets and liabilities are recovered and settled, respectively. On the other hand, earning future income and incurring future losses are events that are *not* assumed in the current accounting period under accrual accounting; thus, they should not be assumed for income tax accounting.
3. Under the asset–liability method, the deferred tax consequences of temporary differences generally are recognizable liabilities and assets. That is, a deferred tax liability represents the amount of income taxes that will be payable in future years when temporary differences result in taxable income at that time. Similarly, a deferred tax asset represents the amount of income taxes that will be refundable when temporary differences result in tax-deductible amounts in future years.

Note that the FASB emphasized that temporary differences result in future tax consequences, rather than the allocation of tax among accounting periods.



Nonallocation, partial allocation, and the deferred and net-of-tax methods were rejected and are *not* GAAP. Furthermore, reporting deferred taxes using a present-value approach was not considered by the FASB and is also *not* acceptable accounting for income taxes. The asset–liability approach presumably measures the future tax consequences for prior events or transactions. The following sections describe the *SFAS No. 96* arguments and conclusions regarding the nature of deferred tax liabilities and deferred tax assets and explain how they should be measured and reported.

## Deferred Tax Liability

The three essential characteristics of a liability established by *SFAC No. 6* are that (1) it must embody a present responsibility to another entity that involves settlement by probable future transfer or use of assets at a specified or determinable date, on occurrence of a specified event, or on demand; (2) the responsibility obligates the entity, leaving it little or no discretion to avoid the future sacrifice; and (3) the transaction or event obligating the entity has already happened. The deferred tax consequences of temporary differences that will result in net taxable amounts in future years meet these characteristics.<sup>29</sup> The first characteristic is met by a deferred tax liability because (1) the deferred tax consequences stem from the requirements of tax law and hence are a responsibility to the government, (2) settlement will involve a probable future transfer or use of assets when the taxes are paid, and (3) settlement will result from events specified by the tax law. The second characteristic is met because, based on the government’s tax rules and regulations, income taxes definitely will be payable when temporary differences result in net taxable amounts in future years. The third characteristic is met because the past events that created the temporary differences are the same past events that result in the deferred tax obligation.

## Deferred Tax Asset

The three essential characteristics of an asset are that (1) it must embody a probable future benefit that involves a capacity to contribute to future net cash inflows, (2) the entity must be able to obtain the benefit and control other entities’ access to it, and (3) the transaction or other event resulting in the entity’s right to or control of the benefit must already have occurred. The deferred tax consequences of temporary differences that will result in net deductible amounts in future years that may be *carried back* as permitted by tax law meet these characteristics.<sup>30</sup> The first characteristic is met because a tax benefit is guaranteed. When the future year actually occurs, one of two events will transpire. Either the deductible amount will be used to reduce actual income taxes for that year, or the deductible amount will result in a refund of taxes paid in the current or preceding years. The second characteristic is met because the entity will have an exclusive right to the tax benefit resulting from the

29. Financial Accounting Standards Board, *Statement of Financial Accounting Standards No. 96, “Accounting for Income Taxes”* (Stamford, CT: FASB, 1997), paras. 83–89 (superseded).

30. *Ibid.*, paras. 97–102.

carry-back. Finally, the third characteristic is met because the entity must have earned taxable income in the current or past years for a carry-back to be considered realizable.

On the other hand, a net deductible amount that cannot be used in the present period or carried back to prior periods, or an unused NOL carry-forward, do not have a refund guarantee. These deductions must be carried forward to future years in order to obtain a tax benefit. Consequently, the entity must have future taxable income for a future tax benefit to occur. Because earning income in future years has not yet occurred and is not inherently assumed in preparing financial statements, the third characteristic is *not* met for net deductible amounts that cannot be carried back to obtain a refund of taxes already paid. Nor is it met for NOL carry-forwards. In other words, these items represent gain contingencies that might not be realized.

In summary, the deferred tax consequences of temporary differences that result in net deductible amounts in future years that may be carried back to present and prior years are an asset. But *SFAS No. 96* limited the recognition of benefit of all other net deductible amounts to reductions of deferred tax liabilities. Under this pronouncement, they were not reported as assets—a treatment consistent with the treatment of other gain contingencies.

### **Business Dissatisfaction with *SFAS No. 96***

After *SFAS No. 96* was issued, and before its mandatory implementation date, many businesses expressed concerns regarding the effect the standard would have on their financial statements and the cost that would be incurred to implement it. These objections became so widespread that the implementation date was first postponed from 1988 to 1989<sup>31</sup> and later from 1989 to 1991.<sup>32</sup>

The major objections to *SFAS No. 96* centered on the cost of scheduling that would be necessary to determine whether a deferred tax asset could be recognized and the loss of some deferred tax assets because of the zero future income assumption. Before the effective date of *SFAS No. 96*, the FASB received (1) requests for about twenty limited-scope amendments to its provisions; (2) many requests to change the criteria for recognition and measurement of deferred tax assets to anticipate, in certain circumstances, the tax consequences of future income; and (3) requests to reduce the complexity of scheduling the future reversals of temporary differences and considering hypothetical tax planning strategies. On June 5, 1991, the Board issued an exposure draft proposing a new standard to supersede *SFAS No. 96*. On June 17, 1991, the Board issued another exposure draft to delay the effective date for the implementation of *SFAS No. 96* for a third time to December 15, 1992 (effective for 1993 statements) to allow time for interested parties to respond to the June 5, 1991, exposure draft. Finally, in early 1992, *SFAS No. 109* was issued.

31. Financial Accounting Standards Board, *Statement of Financial Accounting Standards No. 100*, "Accounting for Income Taxes—Deferral of the Effective Date of FASB Statement No. 96" (Stamford, CT: FASB, 1988).

32. Financial Accounting Standards Board, *Statement of Financial Accounting Standards No. 103*, "Accounting for Income Taxes—Deferral of the Effective Date of FASB Statement No. 96" (Stamford, CT: FASB, 1989).

## SFAS No. 109

The FASB was convinced by the critics of *SFAS No. 96* that deferred tax assets should be treated similarly to deferred tax liabilities and that the scheduling requirements of *SFAS No. 96* were often too complex and costly. However, the Board did not want to return to the deferred method and remained committed to the asset–liability approach. *SFAS No. 109* (see FASB ASC 740) responded to these concerns by allowing the separate recognition and measurement of deferred tax assets and liabilities without regard to future income considerations, using the average enacted tax rates for future years. The deferred tax asset is to be reduced by a *tax valuation allowance* if available evidence indicates that it is *more likely than not* (a likelihood of more than 50 percent) that some portion or the entire deferred tax asset will not be realized.<sup>33</sup>

These requirements result in the following more simplified series of steps for determining deferred tax liability and asset balances:

1. Identify temporary differences, NOL carry-forwards, and unused tax credits.
2. Measure the total deferred tax liability by applying the expected tax rate to future taxable amounts.
3. Measure the total deferred tax asset by applying the expected future tax rate to future deductible amounts and NOL carry-forwards.
4. Measure deferred tax assets for each type of unused tax credit.
5. Measure the valuation allowance based on the more-likely-than-not criterion.

## The Valuation Allowance

The deferred tax asset measures potential benefits to be received in future years arising from temporary differences, NOL carryovers, and unused tax credits. Because there may be insufficient future taxable income to actually derive a benefit from a recorded deferred tax asset, *SFAS No. 109* (see FASB ASC 740-10-30) requires a *valuation allowance* sufficient to reduce the deferred tax asset to the amount that is more likely than not to be realized. The more-likely-than-not criterion was a new measurement yardstick for the FASB. Previously, in establishing standards for contingent liabilities, the FASB introduced the terms *probable*, *reasonably probable*, and *remote*. The use of these terms for deferred tax assets would imply an *affirmative judgment approach* wherein recognition would require probable realization; however, no recognition would be given to deferred tax assets when the likelihood of realization was less than probable. The Board decided against the use of this approach to solve the income tax issue because it felt that *probable* was too stringent a benchmark for the recognition of deferred tax assets.<sup>34</sup>

The FASB also considered an *impairment approach* that would have required deferred tax asset recognition unless it is probable that the asset will not be realized. The impairment approach was also deemed problematic, because it would have resulted in the recognition of a deferred tax asset that is not expected to be realized when the likelihood of its not being realized is less than probable.<sup>35</sup>

33. *Ibid.*, para. 17 (see FASB ASC 740-10-30).

34. *Ibid.*, para. 95.

35. *Ibid.*

The more-likely-than-not criterion was selected because it eliminates any distinction between the affirmative judgment and impairment approaches. As a practical matter, the use of this criterion provides both of the following results:

1. Recognition of a deferred tax asset if the likelihood of realizing the future tax benefit is more than 50 percent (the affirmative judgment approach).
2. Recognition of a deferred tax asset unless the likelihood of not realizing the future tax benefit is more than 50 percent (the impairment approach).

In other words, the FASB chose a middle ground, which in effect embraced both approaches rather than selecting one over the other. Use of the more likely-than-not criterion allows entities to ignore the zero future income assumption. They may assume that there will be sufficient future taxable income to realize deferred tax assets unless evidence indicates that it is more likely than not that it will not be realized.

The Board considered various criteria to determine when impairment might apply but did not come to any definitive conclusions. The realization of future benefit from a deductible temporary difference or NOL carryover ultimately depends on the incurrence of taxable income that is of an appropriate character to use against which a deductible amount may be applied or the carryover of a NOL credit. *SFAS No. 109* suggested the following as possible sources of taxable income (affirmative evidence) that may enable the realization of deferred tax assets:

1. Future reversals of existing taxable temporary differences
2. Future taxable income exclusive of taxable temporary differences and carryovers
3. Taxable income in the current or prior years to which deductible amounts resulting from temporary differences could be carried back
4. To prevent an NOL or tax credit carryover from expiring, prudent and feasible tax-planning strategies that an enterprise ordinarily might not take may be employed to
  - a. Accelerate taxable amounts against which to apply carry-forwards
  - b. Change the character of taxable or deductible amounts from ordinary income or loss to capital gain or loss
  - c. Switch from tax-exempt to taxable investments

*SFAS No. 109* stressed that the exercise of judgment is necessary to determine whether a valuation allowance should be reported and, if so, the level of impairment of the deferred tax asset that is more likely than not to occur. On the downside, negative evidence (potential impairment) might include the following:

1. A history of NOL or tax credit carry-forwards expiring unused
2. Anticipated losses (by a presently profitable enterprise)
3. Unsettled circumstances that could adversely affect future operations and profits

4. A carryover period so brief that it would limit realization of deferred tax benefits if (a) a significant deductible temporary difference is expected to reverse in a single year or (b) the business operating cycle is traditionally cyclical

This type of negative evidence should be weighed against positive evidence, such as

1. Existing contracts or sales backlog
2. Significant appreciation of an asset's value over its tax basis
3. A strong earnings history (exclusive of the NOL or deductible temporary differences) coupled with evidence that the loss is an aberration rather than a continuing condition

By relaxing the future income assumption, the necessity of scheduling that was required under *SFAS No. 96* is greatly reduced. If it is assumed that there will be sufficient taxable income in future years to realize the tax benefit of existing deductible amounts, the carry-back and carry-forward provisions of *SFAS No. 96* will not be needed. If, on the other hand, it is not possible to assume sufficient future taxable income, then scheduling may be needed to determine the balance in the valuation allowance account. However, scheduling is no longer required to determine the proper classification of the deferred amount between current and noncurrent. The deferred tax balance is to be classified as current or non-current in the same manner as the assets and liabilities to which the deferred taxes relate.

The adoption of the more-likely-than-not approach led the FASB to conclude that a similar approach should be used for NOLs, unused credits, and deductible amounts resulting from temporary differences. Under *SFAS No. 109* (see FASB ASC 740-10-30), NOLs will now result in deferred tax assets unless it is more likely than not that they cannot be applied against future taxable income. This is a significant change in that millions of dollars of potential benefit that have heretofore been unreported are included in the assets of companies.

### **Shift in Interpretation of Future Tax Consequences: SFAC No. 6 versus Deferred Tax Assets and Liabilities**

The FASB was concerned that by requiring the separate measurement of deferred tax liabilities and deferred tax assets and the reduction of deferred tax assets by the valuation allowance, the resulting balance sheet amounts would not reflect the effects of netting deductible amounts against taxable amounts or the certain guarantee of realization for deferred tax assets that would have occurred under *SFAS No. 96*. In short, the *SFAS No. 109* provisions introduced different levels of certainty regarding expected future cash flows. As a result, the Board reexamined whether the resulting deferred tax liabilities and deferred tax assets fit the definitions of liabilities and assets found in *SFAC No. 6*. The Board concluded that they do and that the information provided is useful, understandable, and no more complex than any other approach to accounting for income taxes. These conclusions are based on the following arguments regarding the *SFAS No. 109* deferred tax liability and deferred tax asset.

## Deferred Tax Liability

Because deferred tax assets and deferred tax liabilities must be measured separately, deferred tax liabilities will not measure the effects of net taxable amounts. Nevertheless, the resulting deferred tax liabilities meet all three essential characteristics of liabilities outlined in *SFAC No. 6*. Specifically, the first characteristic of a liability is that it embodies a present obligation of the enterprise to settle by probable future transfer or use of assets upon the occurrence of a specified event, or on demand. This characteristic is met because the deferred tax liability measures an obligation to the government resulting from the deferred tax consequences of taxable temporary differences that stem from the requirements of the tax law.

The second characteristic, that the enterprise is obligated and has little or no discretion to avoid future sacrifice, is also met. It may be possible to delay future reversals of temporary differences by postponing events such as recovery or settlement of assets or liabilities, but, eventually, these temporary differences will become taxable. Hence, the only relevant question is when, not whether, the tax consequences will occur. Finally, the future payment of tax is the result of past transactions or events that created the originating temporary differences. This satisfies the third characteristic of a liability, that the transaction or event that obligates the enterprise has already happened.

## Deferred Tax Asset

The FASB concluded that deferred tax assets, reduced by the valuation allowance, meet the *SFAC No. 6* characteristics of assets. The first characteristic of an asset is that it embodies a capacity to contribute directly or indirectly to enterprise future net cash inflows. There is no question that deductible amounts that may be carried back to offset taxable income that has already been incurred embody a probable future benefit because they contribute directly to future net cash inflows. Other deductible amounts and carryovers under the more-likely-than-not criterion, because they may be used to reduce future taxable amounts, will contribute indirectly to future cash flows.

The second characteristic of an asset is that the enterprise can obtain the benefit and can control others' access to it. To the extent that these benefits will occur, the enterprise has an exclusive right to those benefits as they are realized and therefore can control access to them.

The third characteristic of an asset is that the transaction or event that resulted in the enterprise obtaining the right to control the benefit has already occurred.

Because deferred tax asset realization under *SFAS No. 96* was guaranteed, the critical event giving rise to the asset was prior taxable income. However, *SFAS No. 109* allows recognition if the weight of the evidence implies that it is more likely than not that realization will occur. Thus, the existence or absence of future taxable income is critical to deferred tax asset recognition under current GAAP for deductible amounts and carry-forwards that will not result in a refund of prior taxes paid. "The Board concluded that earning taxable income in future years (a) is the event that confirms the existence of recognizable tax benefit at the end of the current year and (b) is not the prerequisite event that must occur before a tax benefit may be recognized as was the case under the requirements of *SFAS No. 96*."

## Financial Statement Disclosure

Several disclosure issues arise in connection with the reporting of income taxes on financial statements.

### Income Statement Presentation and Related Disclosures

The portrayal of the effects of taxation on major segments of the income statement and on items carried directly to retained earnings is enhanced by allocating the income tax expense for a period among these items. The allocation of income tax within an accounting period is termed *intraproduct tax allocation*. Intraproduct tax allocation is required under GAAP. Income tax expense (or benefit) is disclosed for net income from continuing operations, gains or losses resulting from the disposal of a segment of a business, and extraordinary items. In addition, the tax effect of any prior period adjustments to and of the retroactive effects of accounting changes on retained earnings must be disclosed.

*SFAS No. 109* (see FASB ASC 740-10-50) also requires disclosure of the significant components of income tax attributable to income from continuing operations. These components include

1. The current provision (or benefit) for income taxes
2. Deferred tax expense or benefit (exclusive of items 3 through 8)
3. Investment tax credits
4. Government grants (to the extent that they reduce income tax expense)
5. The benefits of operating loss carry-forwards
6. Tax expense that results from allocations of tax benefits to balance sheets in a business combination
7. Adjustments to the deferred tax liability or asset for enacted changes in tax laws or a change in the tax status of the reporting entity
8. Adjustments of the beginning balance of the valuation allowance because of a change in circumstances that causes a change in judgment about the realizability of the related deferred tax asset

### Balance Sheet Presentation and Related Disclosures

The current provision (or benefit) is reported in the balance sheet as a current liability or asset. Deferred tax balances are reported as assets and liabilities. They are classified as the net current amount and the net noncurrent amount. This classification is based on the classification of the related asset or liability that caused the deferred item. That is, a deferred tax asset or liability is related to an asset or liability if a reduction of the asset or liability will cause the temporary difference to reverse. A deferred tax asset or liability that is not related to an asset or liability, including deferred tax assets created by NOL or tax credit carry-forwards, is classified as current or noncurrent according to the expected reversal date of the temporary difference. A net noncurrent deferred tax asset is classified as *other asset*. A noncurrent net deferred tax liability is classified as *long-term liability*. The valuation allowance (and the net change in it) associated with deferred tax assets that do not meet the more-likely-than-not criterion must be disclosed. Also,



companies must disclose the approximate tax effect of each item that gives rise to a significant portion of deferred tax liabilities and assets (exclusive of the valuation allowance).

### **SEC Disclosure Requirements**

The SEC has also adopted income tax disclosure requirements for corporations issuing publicly traded securities. The disclosures required include the following (see FASB ASC 235-10-S99):

1. A reconciliation of the difference between income tax expense and the amount of tax expense that would have been reported by applying the statutory rate to reported income for the company. This requirement highlights the special provisions of the tax code that benefited the company.
2. The amount of any temporary difference that is due to the deferral of investment tax credits (when and if the ITC is applicable).

These requirements are intended to provide information to investors and others on the effective tax rates of corporations.

### ***FIN No. 48, "Accounting for Uncertainty in Income Taxes—An Interpretation of FASB Statement No. 109"***

An FASB review of compliance with the reporting requirement of the Sarbanes–Oxley Act revealed that many of the problems associated with compliance with its Section 404 provisions<sup>36</sup> were related to tax issues; as a result, numerous financial statement restatements were required. Most specifically, the use of tax contingencies had become too flexible and was used to manipulate income, and the reporting and disclosure of tax positions lacked transparency.

The SEC was also concerned about the reporting of tax contingencies, and many SEC comment letters were released on this issue. Following is an example of a comment letter received by one company:

Please explain to us and in future filings your accounting policy for recording income tax reserves. As part of your response, clearly explain to us how you established that your accounting meets the criteria of SFAS 5. In addition, provide a roll-forward of your reserve for each period presented.

In response to the above-voiced concerns, the FASB undertook a project to determine how to account for uncertain tax positions. The result of this project was *FIN No. 48*, which established the proper accounting treatment for uncertain tax positions. The validity of a tax position is a matter of tax law, and it is not controversial to recognize the benefit of a tax position in a firm's financial statements when there is a high degree of confidence that a particular tax position will be sustained after examination by the IRS. However, in some cases, tax law is subject to varied interpretations, and whether a tax position will ultimately be sustained may be uncertain.

36. See Chapter 17 for a discussion of the Sarbanes–Oxley Act.



The evaluation of a tax position under *FIN No. 48* (see FASB ASC 740-10-25) is a two-step process:

1. *Recognition.* A firm determines whether it is more likely than not that a tax position will be sustained upon examination by the IRS based on the technical merits of the position. In evaluating whether a tax position has merit, a firm is to use a more-likely-than-not recognition threshold. This evaluation should presume that the IRS would have full knowledge of all relevant information.
2. *Measurement.* A tax position that meets the more-likely-than-not recognition threshold is measured to determine the amount of benefit to recognize in the financial statements. The tax position is measured at the largest cumulative amount of benefit that is greater than 50 percent likely of being realized upon ultimate settlement.

To illustrate, Oakley Company takes a deduction that creates a potential tax benefit of \$100,000. First, Oakley must establish that there is a greater than 50 percent likelihood of the position being sustained by the IRS before the company can record the benefit. Next, the company must establish probabilities of different outcomes to determine the actual amount of benefit to record. Assume Oakley determines that the probabilities for the position being sustained by the IRS are 30 percent for a \$100,000 deduction, 10 percent for an \$80,000 deduction, 15 percent for a \$60,000 deduction, 30 percent for a \$30,000 deduction, and 20 percent for a \$20,000 deduction. Oakley will then use a cumulative probability approach to determine the median amount of its deduction. The median amount is \$60,000 (30% + 10% + 15% = 55%). The cumulative probability for \$60,000 is 55 percent. This is the largest amount of potential benefit with a greater than 50 percent likelihood of being realized. Consequently, the company will report a tax benefit of \$60,000.

In addition, *FIN No. 48* (see FASB ASC 740-10-25-8) indicated that tax positions that previously did not meet the more-likely-than-not recognition threshold should be recognized in the first subsequent financial reporting period in which that threshold is met. Previously recognized tax positions that no longer meet the more-likely-than-not recognition threshold should be derecognized in the first subsequent financial reporting period in which that threshold is no longer met.

## Financial Analysis of Income Taxes

---

Research has found that deferred taxes help predict future earnings, which in turn affects the value of the firm as well as security prices,<sup>37</sup> and that the information required to be provided under the provisions of *SFAS No. 109* and the SEC's financial statement disclosure requirements allow investors, creditors, and

37. David A. Guenther and Richard C. Sansing, "Valuation of the Firm in the Presence of Temporary Book-Tax Differences: The Role of Deferred Tax Assets and Liabilities," *The Accounting Review* (January 2000): 1–12.

other users of financial information to make better decisions.<sup>38</sup> Additionally, the magnitude of the valuation allowance for deferred taxes has been found to vary widely, consistent with the level of managerial discretion allowed by SFAS No. 109. However, preliminary evidence suggests that this variation is not the result of earnings management activities.<sup>39</sup> Taken together, the accumulated evidence regarding income tax disclosures suggests these results:

1. The quality of earnings can be assessed, because special situations that give rise to one-time earnings are highlighted. For example, an examination of the footnotes to Hershey's and Tootsie Roll's financial statements did not reveal any one-time charges that affected taxes payable.
2. Future cash flows can be more easily assessed, because reversals of deferred tax assets and liabilities are highlighted. For example, during fiscal year 2011, Hershey's deferred tax current assets increased by \$81,101,000, and its deferred net long-term assets increased by \$17,157,000. During this same period, Tootsie Roll's deferred tax current assets decreased by \$111,000, its deferred tax long-term assets decreased by \$1,488,000, and its deferred tax long-term liabilities decreased by \$4,344,000. Hershey stated that it believed that it is more likely than not that the results of future operations will generate sufficient taxable income to realize its deferred tax assets. Tootsie Roll disclosed valuation allowances of \$2,190,000 in 2011 and \$686,000 in 2010, indicating that some of their deferred tax assets might not be realized.
3. Government regulation of the economy is enhanced, because it is easier to calculate actual tax rates. For example, Hershey disclosed an effective tax rate of 34.7 percent for its 2011 fiscal year, and Tootsie Roll disclosed an effective tax rate of 27.9 percent for the same period.
  - The footnotes to a company's financial statements provide additional information that can be used to analyze its income tax amounts. Specifically, most companies will disclose information on the amount of taxes that would be paid at the federal statutory rate and on the amount actually paid, in addition to changes in the deferred tax asset and liability accounts and information concerning income tax carry-backs and carry-forwards.

The financial analysis of income taxes is not without controversy. For example, the issue of partial versus comprehensive allocation has caused some financial analysts to exclude deferred tax liability amounts in assessing future cash flows and sustainable income. That is, those advocating partial allocation maintain that this is a liability that will never be paid; consequently, it has no future cash-flow consequences. To illustrate, both Hershey and Tootsie Roll previously experienced increases in their deferred tax liabilities. Analysts who advocate partial allocation suggest that when conducting an analysis of

38. Benjamin C. Ayers, "Deferred Tax Accounting under SFAS No. 109: An Empirical Investigation of Its Incremental Value-Relevance to APB No. 11," *The Accounting Review* (April 1998): 195–212.

39. Gregory S. Miller and Douglas J. Skinner, "Determinants of the Valuation Allowance for Deferred Tax Assets under SFAS No. 109," *The Accounting Review* (April 1998): 213–233.

a company's future cash-flow prospects, the direction and size of the deferred tax liability amount should be carefully examined; consequently, partial allocationists would maintain that both companies' deferred tax liabilities are unlikely to be paid in the near future.

Finally, some suggest that the amount of a company's income tax liability can be used to assess how aggressive it is in reporting its financial accounting earnings.<sup>40</sup> The company's *earnings conservatism ratio* is calculated as follows:

$$\frac{\text{Pretax accounting income}^{41}}{\text{Taxable income}}$$

The rationale for this ratio is that to minimize income taxes, most companies use the most conservative revenue-recognition criteria for income tax reporting purposes while attempting to maximize their deductible expenses. On the other hand, management is under constant pressure to report favorable financial accounting earnings. As a result, it might choose accounting methods and estimations that maximize financial accounting income. In interpreting the results of this calculation, amounts in excess of 1.0 indicate that a company is being more aggressive in its use of accounting choices for financial reporting than it is in calculating its income taxes.

When calculating the earnings conservatism ratio, it is necessary to estimate taxable income because current GAAP does not require this amount to be disclosed in corporate annual reports. Fortunately, this estimation is easy given that companies disclose taxes payable as well as effective tax rates. For example, Hershey's 2011 income tax footnote reported current income taxes payable of \$333,883,000 and an effective income tax rate of 34.7 percent. This indicates that the \$333,883,000 represented 34.7 percent of its taxable income, or \$962,199,000 ( $\$333,883,000 \div 0.347$ ). An examination of Hershey's 2011 income statement (contained in Chapter 6) revealed that its pretax financial accounting income was \$962,845,000. Consequently, the earnings conservatism ratio for the fiscal year 2011 was as follows (\$000 omitted):

$$\frac{\$962,845}{\$962,199} = 1.00$$

This calculation indicates that Hershey is being conservative in its financial reporting practices. To further examine this issue, we review the earnings conservatism ratios of Hershey and Tootsie Roll for the fiscal years 2011, 2010, and 2009. The following information was extracted from the two companies' annual reports (in thousands):

40. P. Joos, J. Pratt, and S. Young, "Book-Tax Differences and the Value Relevance of Earnings," Working paper (Bloomington: Indiana University, 1999). Also, Hanlon and Shevlin (2002) suggest that if employee stock option tax benefits are not treated as a book-tax difference, income tax expense is overstated by the amount of the employee stock option benefit tax benefits, and estimates of taxable income are overstated; however, the amount of these differences is difficult to determine for corporate annual reports. M. Hanlon and Terry T. Shevlin, "Accounting for Tax Benefits of Employee Stock Options and Implications for Research," *Accounting Horizons* 16, no. 1 (March 2002): 1–16.

41. In the event a company reports material permanent income tax differences, the amount of these differences adjusts the numerator.

	Pretax Income	Taxes Payable	Tax Rate	Taxable Income
Hershey				
2011	\$962,845	\$333,883	34.7%	\$962,199
2010	808,864	299,065	37.0%	808,284
2009	671,131	235,137	35.0%	671,820
Tootsie Roll				
2011	\$ 60,912	\$ 16,974	27.9%	\$ 60,839
2010	73,068	20,005	27.4%	73,011
2009	63,049	9,892	15.7%	63,006

Consequently, the earnings conservatism ratios for the two companies for 2011, 2010, and 2009 are as follows:

	2011	2010	2009
Hershey	1.00	1.00	1.00
Tootsie Roll	1.00	1.00	1.00

This analysis indicates that neither company's application of GAAP would be considered aggressive and that both companies' earnings conservatism ratios are stable over the three-year period.

The earnings conservatism ratio should also be examined for unusual changes. Consider the case of Harrah's Entertainment, Inc., which operates hotel casinos in Reno, Lake Tahoe, Las Vegas, and Laughlin, Nevada, and in Atlantic City, New Jersey. In its 2000 fiscal year it had an earnings conservatism ratio of 0.04, which rose to 7.58 in 2001. When unusual results such as these arise, the company's footnotes to its financial statements should be analyzed to assess the reasons behind them. An examination of Harrah's Entertainment year 2001 and 2000 footnotes disclosing its income taxes revealed that the company's net deferred tax liability (deferred tax liabilities less deferred tax assets) increased by more than \$100 million during 2001. As a result, taxable income fell from \$367,551,000 in 2000 to \$45,814,000 in 2001. In the previous year the company had recorded a net deferred tax asset in excess of \$150,000,000, which resulted in the low earnings conservatism ratio in 2000.

## International Accounting Standards

The IASB's discussion of accounting for income taxes is contained in *IAS No. 12*, "Accounting for Taxes on Income." In 1996, this statement was revised to reduce the number of options companies have when accounting for deferred taxes. Previously, companies were allowed to account for income tax timing differences by either the deferred or the liability method. Under the revised standard, only the liability method is allowed. The revised standard is quite similar to U.S. GAAP, as outlined in *SFAS No. 109*. That is, deferred tax liabilities are to be recognized for all taxable temporary differences and deferred tax assets are to be recognized for deductible temporary differences, unused tax losses, and unused tax credits to the extent that it is probable that taxable profit will be available against which the deductible temporary differences can be used. Additionally, deferred tax assets and liabilities are to be measured at the tax rates that are expected to apply to the period when the asset is realized or

the liability is settled (liability method), based on tax rates that have been enacted or substantively enacted by the end of the reporting period.

The IASB considered some additional issues such as whether the tax consequences of recovering the carrying amount of certain assets and liabilities may depend on the manner of recovery or settlement (e.g., different tax rates on capital gains). If so, deferred tax assets and liabilities will be measured on the basis of the tax consequences that would follow from the expected manner of recovery or settlement.

The issue of uncertain tax provisions falls under the provisions of *IAS No. 37*, "Provisions, Contingent Liabilities, and Contingent Assets." This release indicates that firms should not recognize contingent assets. However, when the realization of income is virtually certain, then the related asset is not a contingent asset and its recognition is appropriate. In contrast to the FASB approach, there is no recognition threshold provided, and the amount to be recorded is the expected amount to be realized.

In 2004 the IASB and the FASB added accounting for income tax to the short-term convergence project. At that time, the FASB noted:

Topic 740 and IAS 12 are founded on similar principles: both take a balance sheet approach to accounting for income taxes. Both account for (1) taxes currently payable (or receivable) arising from current taxable income and (2) future (deferred) taxes payable (or receivable) due to differences in U.S. generally accepted accounting principles (GAAP) (or IFRS) and tax bases of assets and liabilities.<sup>42</sup>

Nevertheless, some differences exist between U.S. GAAP and IFRS that can be categorized:

1. Differences in the exceptions to the application of those similar principles
2. Certain differences in the recognition, measurement, and disclosure criteria
3. Differences resulting from some specific application and implementation guidance that was issued after legacy Statement 109

Both FASB ASC 740 and *IAS No. 12* contain explicit exceptions to the principles enumerated in *FASB Report*. FASB ASC 740 contains six exceptions to these principles, and *IAS No. 12* contains three. Some exceptions involve country-specific issues (for example, the exception related to U.S. steamship entity statutory reserve funds or bad debt reserves of U.S. savings and loan associations) that do not represent a fundamental difference in the overall approach.

There are also differences between FASB ASC 740 and *IAS No. 12* that relate to the recognition and measurement of tax assets and liabilities. These differences relate to tax rates and deferred tax asset recognition. Finally, as a result of subsequently issued implementation guidance, there are differences between U.S. GAAP and IFRS that are not solely the result of differences between *IAS No. 12* and FASB ASC 740.

In March 2009, the IASB issued an exposure draft of a revised *IAS No. 12* that attempts to alleviate these differences. The proposed standard retains the basic approach to accounting for income tax—to recognize now the future tax consequences of past

42. Financial Accounting Standards Board, "Developing Consistent Application of Similar Principles of Accounting for Income Taxes," FASB Report (June 30, 2004), [http://www.fasb.org/project/tfr\\_article\\_06-30-04.pdf](http://www.fasb.org/project/tfr_article_06-30-04.pdf).

events and transactions, rather than waiting until the tax is payable. The main changes contained in the proposed new standard are as follows:

1. A change in the definition of tax basis. Tax basis would be defined as the measurement under applicable substantively enacted tax law of an asset, liability, or other item.
2. A specification that the tax basis of an asset is determined by the tax deductions that would be available if the entity recovered the carrying amount of the asset by sale.
3. The introduction of an initial step to determine deferred tax assets and liabilities so that no deferred tax arises if there will be no effect on taxable income when the entity recovers or settles its carrying amount.
4. New definitions of tax credit and investment tax credit as follows:
  - a. *Tax credit* is a tax benefit that takes the form of an amount that reduces income tax payable.
  - b. *Investment tax credit* is a tax credit that relates directly to the acquisition of depreciable assets.
5. Removal of the initial recognition exception in *IAS No. 12*.
6. Changes to the exception in *IAS No. 12* from the temporary difference approach relating to a deferred tax asset or liability arising from investments in subsidiaries, branches, associates, and joint ventures.
7. A proposal to recognize deferred tax assets in full, less (if applicable) a valuation allowance to reduce the net carrying amount to the highest amount that is more likely than not to be realizable against taxable income.
8. A proposal that current and deferred tax assets and liabilities should be measured using the probability-weighted average amounts of possible outcomes, assuming that the tax authorities will examine the amounts reported to them by the entity and have full knowledge of all relevant information.
9. Clarification that the term *substantively enacted* as it relates to income tax legislation means that future events required by the enactment process historically have not affected the outcome and are unlikely to do so.
10. A change to the requirements relating to the tax effects of distributions to shareholders. An entity would measure current and deferred tax assets and liabilities using the rate expected to apply when the tax asset or liability is realized or settled, including the effect of the entity's expectations of future distributions.
11. Adoption of the FASB ASC requirements for the allocation of income tax expense to the components of comprehensive income and equity. In particular, some changes in tax effects that were initially recognized outside continuing operations would be recognized in continuing operations.
12. The classification of deferred tax assets and liabilities as either current or noncurrent on the basis of the financial reporting classification of the related nontax asset or liability.
13. A clarification that indicates the classification of interest and penalties is an accounting policy choice and hence must be applied consistently, and introduction of a requirement to disclose the chosen policy.

At present the income tax project is inactive. The Boards have stated that they will consider undertaking a fundamental review of accounting for income taxes at some time in the future. However, in 2010, the IASB issued an amendment to *IAS No. 12* in response to comments received on the proposed standard. This amendment was adopted because under *IAS No. 12*, the measurement of deferred tax liabilities and deferred tax assets in some tax jurisdictions depends on whether an entity expects to recover an asset by using it or by selling it. However, an entity might expect to rent out investment property to earn rental income and then sell it to gain from capital appreciation at some point in the future. Without specific plans for disposal of the investment property, it is difficult and subjective to estimate how much of the carrying amount of the investment property will be recovered through cash flows from rental income and how much of it will be recovered through cash flows from selling the asset. This is particularly so when the carrying amount is measured using the fair value model in *IAS No. 40*. That is, it could be difficult or subjective to estimate how much of the carrying amount will be recovered through rental income (that is, through use) and how much will be recovered through sale.

To provide a practical approach in such cases, the amendment introduces a presumption that an investment property is recovered entirely through sale. This presumption is rebutted if the investment property is held within a business model whose objective is to consume substantially all of the economic benefits embodied in the investment property over time, rather than through sale.

---

## Cases

---

### • Case 12-1 Income Tax Implication of Capital Investment Decisions

The Whitley Corporation's year-end is December 31. It is now October 1, 2013. The Whitley management team is taking a look at the prior nine months and attempting to make some short-term strategy decisions.

Whitley has experienced steady growth over the five preceding years. The result has been a steadily increasing EPS. Last year Whitley reported an EPS of 1.95.

This year, owing to a mild recession, Whitley's sales have fallen off. Management is looking for strategies that can improve the appearance of the financial statements. At the same time, there is a need for new equipment in the plant. Despite the recession, Whitley has enough cash to make the purchase.

Based on the year's performance to date and extrapolation of the results to year-end, management feels that the pretax financial accounting income for the year will be \$200,000. Transactions from prior years have resulted in a deferred tax asset of \$15,000 and a deferred tax liability of \$70,000 at the beginning of 2013. The temporary difference of \$37,500 that resulted in the deferred tax asset is expected to completely reverse by the end of 2013. The deferred tax liability resulted totally from temporary depreciation differences. There will be a pretax reversal of \$42,500 in this temporary difference during 2013.

Based on currently enacted tax law, the purchase of the equipment will result in a future taxable amount of \$50,000. Whitley management feels that it can wait 4 to 6 months to purchase the machine. Whitley's tax rate is 40 percent.



Required:

- a. Determine the projected amount of income tax expense that would be reported if Whitley waits until next year to purchase the equipment.
- b. Determine the projected amount of income tax expense that would be reported if Whitley purchases the equipment in 2013.
- c. Should Whitley wait to purchase the equipment? Your answer should take into consideration the expected financial statement effects, as well as the effect on EPS. Support your conclusions with pro forma data. The number of shares that Whitley will use to calculate EPS is 55,500.
- d. What are the ethical considerations of this case?

• Case 12-2 Discounting Deferred Taxes

The FASB has carefully avoided the issue of discounting deferred taxes. *SFAS No. 109*, “Accounting for Income Taxes,” states:

a deferred tax liability or asset should be recognized for the deferred tax consequences of temporary differences and operating loss or tax credit carryforwards. . . . Under the requirements of this Statement: . . . Deferred tax liabilities and assets are not discounted.

Required:

- a. Assuming that the firm’s deferred tax liabilities exceed its deferred tax assets, select the approach to measurement, discounting, or nondiscounting that is best supported by the qualitative characteristics of *SFAC No. 2* by placing an **X** in the evaluation matrix under the measurement approach selected. For example, if you feel that discounting has higher representational faithfulness, put an **X** under column 2 beside representational faithfulness. Column 3 is provided for cases for which a given concept is not applicable.

<i>SFAC No. 2</i> Qualitative Characteristic	Nondiscounting (1)	Discounting (2)	Neither (3)
1. Relevance			
a. Timeliness			
b. Predictive and feedback value			
2. Reliability			
a. Representational faithfulness			
b. Verifiability and neutrality			
3. Understandability			
4. Comparability			

- b. Discuss the reasons for your evaluations.
- c. Present arguments supporting the discounting of deferred taxes.
- d. Present arguments opposing the discounting of deferred taxes.



### • Case 12-3 Intraperiod versus Interperiod Income Tax Allocation

Income tax allocation is an integral part of GAAP. The applications of intraperiod income tax allocation (within a period) and interperiod tax allocation (among periods) are both required.

*Required:*

- a. Explain the need for intraperiod income tax allocation.
- b. Accountants who favor interperiod income tax allocation argue that income taxes are an expense rather than a distribution of earnings. Explain the significance of this argument. Do not explain the definitions of expense or distribution of earnings.
- c. Discuss the nature of the deferred income tax accounts and possible classifications in a company's balance sheet.
- d. Indicate and explain whether each of the following independent situations should be treated as a temporary difference or a permanent difference.
  - i. Estimated warranty costs (covering a three-year period) are expensed for accounting purposes when incurred.
  - ii. Depreciation for accounting and income tax purposes differs because of different bases of carrying the related property. The different bases are a result of a business combination treated as a purchase for accounting purposes and as a tax-free exchange for income tax purposes.
  - iii. A company properly uses the equity method to account for its 30 percent investment in another company. The investee pays dividends that are about 10 percent of its annual earnings.
- e. For each of the above independent situations, determine whether the situations that are treated as temporary differences will result in future taxable amounts or future deductible amounts and whether they will result in deferred tax assets or deferred tax liabilities. Explain.

### • Case 12-4 Temporary Differences

*SFAS No. 109*, "Accounting for Income Taxes," requires interperiod income tax allocation for temporary differences.

*Required:*

- a. Define the term *temporary difference*.
- b. List the examples of temporary differences contained in *SFAS No. 109*.
- c. Defend interperiod income tax allocation.

### • Case 12-5 Asset–Liability Method

*SFAS No. 109*, "Accounting for Income Taxes," requires companies to use the asset–liability method of interperiod income tax allocation.

*Required:*

- a. Discuss the criteria for recognizing deferred tax assets and deferred tax liabilities under the provisions of *SFAS No. 109*.
- b. Compare and contrast the asset–liability method and the deferred method.

### • Case 12-6 Methods of Interperiod Tax Allocation

There are three general views regarding interperiod income tax allocation: no allocation, partial allocation, and comprehensive allocation.

*Required:*

- a. Defend the position of no allocation of income taxes.
- b. Defend the position of partial allocation of income taxes.
- c. Defend the position of comprehensive allocation of income taxes.

### • Case 12-7 Accounting for Income Taxes: Different Approaches

Mark or Make is a bourbon distillery. Sales have been steady for the past three years and operating costs have remained unchanged. On January 1, 2017, Mark or Make took advantage of a special deal to prepay its rent for three years at a substantial savings. The amount of the prepayment was \$60,000. The income statement items (excluding the rent) are shown below.

	2017	2018	2019
Gross profit on sales	350,000	349,000	351,000
Operating expense	210,000	210,000	210,000

Assume that the rental is deducted on the corporate tax purposes in 2017 and that there are no other temporary differences between taxable income and pretax accounting income. In addition, there are no permanent differences between taxable income and pretax accounting income. The corporate tax rate for all three years is 30 percent.

*Required:*

- a. Construct income statements for 2017, 2018, and 2019 under the following approaches to interperiod income tax allocation:
  - i. No allocation
  - ii. Comprehensive allocation
- b. Do you believe that no allocation distorts Mark or Make’s net income? Explain.
- c. For years 2017 and 2018, Mark or Make reported net income applying the concept of comprehensive interperiod income tax allocation. During 2018, Congress passed a new tax law that will increase the corporate tax rate from 30 to 33 percent. Reconstruct the income statements for 2018 and 2019 under the following assumptions:

- i. Mark or Make uses the deferred method to account for interperiod income tax allocation.
  - ii. Mark or Make uses the asset–liability approach to account for interperiod income tax allocation.
- d. Which of the two approaches used in question (a) provides measures of income and liabilities that are useful to decision makers? Explain.

## FASB ASC Research

---

For each of the following research cases, search the FASB ASC database for information to address the issues. Cut and paste the FASB paragraphs that support your responses. Then summarize briefly what your responses are, citing the pronouncements and paragraphs used to support your responses.

### • FASB ASC 12-1 Tax Effect of Translation Adjustment

Companies with foreign subsidiaries report translation adjustments as a component of other comprehensive income. Search the FASB ASC database to find answers to the following questions. For each question, cut and paste (citing the source) supporting evidence found in the database. Then write a brief summary of your findings.

Because the translation adjustments are not reported in the income statement:

1. Do they create temporary differences between pretax financial income and taxable income, as defined in *SFAS No. 52*? Explain why or why not.
2. If they do not create temporary differences between pretax financial income and taxable income, do they create temporary differences? If so, are they accounted for in the same way as temporary differences related to financial income? Explain.

### • FASB ASC 12-2 Interpretations of *SFAS No. 109*

The EITF has issued numerous interpretations of *SFAS No. 109* that are grouped by subject matter.

1. List the general topics covered by these interpretations.
2. Write a brief summary of three of these interpretations.

### • FASB ASC 12-3 Undistributed Earnings of a Subsidiary

The undistributed earnings of a subsidiary are normally accounted for as a temporary difference between financial accounting and taxable income. However, the FASB ASC allows them to be accounted for as a permanent difference under certain circumstances. Find, cite, and copy the paragraph that discusses this exception.

### • FASB ASC 12-4 Deferred Tax Benefits for the Oil and Gas Industry

The FASB ASC gives an example for the oil and gas industry of an issue that should be considered when assessing whether to record the tax benefit of a deferred tax benefit. Find, cite, and copy that example.

- **FASB ASC 12-5 Special Temporary Difference for Steamship Companies**

The FASB ASC gives an example of the accounting and reporting for a specific taxable temporary difference related to U.S. steamship entities that may be accounted for differently from the accounting that otherwise requires comprehensive recognition of deferred income taxes for temporary differences. Find, cite, and copy that difference and discuss how it is to be disclosed.

- **FASB ASC 12-6 Temporary Differences for Entities Operating in Foreign Countries**

The FASB ASC contains guidance on the accounting for temporary differences arising from entities operating in foreign countries.

1. What are the three possible causes of these differences cited in the FASB ASC?
2. Discuss the accounting treatment proscribed by the FASB ASC for each of these situations.

- **FASB ASC 12-7 Deferred Taxes in the Casino Industry**

The FASB ASC gives examples of special deferred tax items for the casino industry. Find, cite, and copy these differences.

## Room for Debate

---

- **Debate 12-1 Deferred Method versus Asset–Liability Method**

The APB requires comprehensive interperiod income tax allocation under the deferred method. The FASB requires comprehensive interperiod income tax allocation under the asset–liability approach. For the following debate, you may take into consideration the definitions of the elements of financial statements found in *SFAC No. 6* and other theoretical concepts such as relevance, reliability, and matching.

*Team Debate:*

- Team 1: Defend the deferred method of accounting for interperiod income tax allocation.
- Team 2: Defend the asset–liability approach of accounting for interperiod income tax allocation.

- **Debate 12-2 Discounting Deferred Taxes**

The FASB requires that deferred tax assets and liabilities not be discounted.

*Team Debate:*

- Team 1: Present arguments in favor of discounting deferred tax liabilities.
- Team 2: Present arguments against discounting deferred tax liabilities.

- **Debate 12-3 Income Tax Allocation**

The FASB requires comprehensive interperiod income tax allocation using the asset–liability approach. Some feel that there should be only partial interperiod income tax allocation. Others feel that there should be no interperiod income tax allocation.

*Team Debate:*

Team 1: Present arguments favoring no allocation of income taxes.

Team 2: Present arguments favoring partial allocation of income taxes.

## CHAPTER 13

---

# Leases

---

Businesses generally acquire *property rights* in long-term assets through purchases that are funded by internal sources or by externally borrowed funds. The accounting issues associated with the purchase of long-term assets were discussed in Chapter 9. Leasing is an alternative means of acquiring long-term assets to be used by firms. Leases that are not in-substance purchases provide for the *right to use* property by lessees, in contrast to purchases that transfer property rights to the user of the long-term asset. Lease terms generally obligate lessees to make a series of payments over a future period; thus, they are similar to long-term debt. However, if a lease is structured in a certain way, it enables the lessee to engage in *off-balance sheet financing* because certain leases are not reported as long-term debt on the balance sheet. Business managers often wish to use off-balance sheet financing to improve the financial position of their companies. However, as noted earlier in the text, efficient market research suggests that off-balance sheet debt is incorporated into user decision models in determining the value of a company.

Leasing has become a popular method of acquiring property, because it has the following advantages:

1. It offers 100 percent financing.
2. It offers protection against obsolescence.
3. It is often less costly than other forms of financing the cost of the acquisition of fixed assets.
4. If the lease qualifies as an operating lease, it does not add debt to the balance sheet.

Many long-term leases possess most of the attributes of long-term debt. That is, they create an obligation for payment under an agreement that is noncancelable. The adverse effects of debt are also present in leases in that an inability to pay can result in insolvency. Consequently, even though there are statutory limitations on lease obligations in bankruptcy proceedings, these limits do not affect the probability of the adverse effects of nonpayment on asset values and credit standing in the event of nonpayment of lease obligations. The statutory limitations involve only the evaluation of the amount owed after insolvency proceedings have commenced.

Management's choice between purchasing and leasing should be a function of strategic investment and capital structure objectives, not of leasing's effects on published financial statements. When deciding whether to purchase or lease an asset, management should consider the comparative costs of purchasing versus leasing the asset and the availability of tax benefits, rather than focusing on perceived financial reporting advantages. The tax benefit advantage is a major factor in leasing decisions. From a macroeconomic standpoint, the tax benefits of owning assets may be maximized by transferring them to the party in the higher marginal tax bracket. Firms with lower effective tax rates may engage in more leasing transactions than firms in higher tax brackets because the tax benefits are passed on to the lessor. El-Gazzar et al. found evidence to support this theory: Firms with lower effective tax rates were found to have a higher proportion of leased debt to total assets than did firms with higher effective tax rates.<sup>1</sup>

Some lease agreements are in-substance long-term installment purchases of assets that have been structured to gain tax or other benefits to the parties. Because leases can take different forms, accountants must examine the underlying nature of the original transaction to determine the appropriate method of accounting for these agreements. Stated differently, the financial effects of leases should be reported in a manner that describes the intent of the lessor and lessee (i.e., the substance of the agreement) rather than the form of the agreement.

## Accounting for Leases

---

Two methods for allocating lease revenues and expenses to the periods covered by the lease agreement have emerged in accounting practice. One method, a *capital lease*, is based on the view that the lease constitutes an agreement through which the lessor finances the acquisition of assets by the lessee. Consequently, capital leases are in-substance installment purchases of assets. The other method is an *operating lease* and is based on the view that the lease constitutes a rental agreement between the lessor and lessee.

Two basic accounting questions are associated with leases: What characteristics of the lease agreement require a lease to be reported as an in-substance long-term purchase of an asset? Which characteristics allow the lease to be reported as a long-term rental agreement?

The accounting profession first recognized the problems associated with leases in *Accounting Research Bulletin (ARB) No. 38*. This release recommended that

1. Shamir M. El-Gazzar, Steven Lilien, and Victor Pastena, "Accounting for Leases by Lessees," *Journal of Accounting and Economics* (October 1986): 217–237.

if a lease agreement were in substance an installment purchase of property, the lessee should report it as an asset and a liability. As with many of the ARBs, the recommendations of this pronouncement were largely ignored in practice, and the lease disclosure problem remained an important accounting issue.

In 1964, the APB issued *Opinion No. 5*, "Reporting of Leases in Financial Statements of Lessees" (superseded). *APB Opinion No. 5* required leases that were in-substance purchases to be capitalized on the financial statements of lessees. This conclusion was no match for the countervailing forces against the capitalization of leases that were motivated by the ability to present a more favorable financial structure and patterns of income determination. As a result, relatively few leases were capitalized under the provisions of *APB Opinion No. 5*.

The APB also issued three other statements dealing with accounting for leases by lessors and lessees: *APB Opinion No. 7*, "Accounting for Leases in Financial Statement of Lessors" (superseded), *APB Opinion No. 27*, "Accounting for Lease Transactions by Manufacturers or Dealer Lessors" (superseded), and *APB Opinion No. 31*, "Disclosure of Lease Transactions by Lessees" (superseded). Nevertheless, the overall results of these statements were that few leases were being capitalized and that lessor and lessee accounting for leases lacked symmetry, because these four opinions allowed lessees and lessors to report the same lease differently.

In November 1976, the FASB issued *SFAS No. 13*, "Accounting for Leases" (see FASB ASC 840), which superseded *APB Opinion Nos. 5, 7, 27, and 31*. A major purpose of *SFAS No. 13* was to achieve a greater degree of symmetry of accounting between lessees and lessors. In an effort to accomplish this goal, the statement established standards of financial accounting and reporting for both lessees and lessors. As noted above, one of the problems associated with the four opinions issued by the APB was that they allowed differences in recording and reporting the same lease by lessors and lessees; adherence to *SFAS No. 13* substantially reduces (though it does not eliminate) this possibility.

The conceptual foundation underlying *SFAS No. 13* is based on the view that "a lease that transfers substantially all of the benefits and risks inherent in the ownership of property should be accounted for as the acquisition of an asset and the incurrence of an obligation by the lessee and as a sale or financing lease by the lessor."<sup>2</sup> This viewpoint leads immediately to three basic conclusions: (1) The characteristics indicating that substantially all the benefits and risks of ownership have been transferred to the lessee must be identified. These types of leases should be reported as if they involved the purchase and sale of assets (*capital leases*). (2) The same characteristics should apply to both the lessee and lessor; therefore, the inconsistency in accounting treatment that previously existed should be eliminated. (3) Those leases that do not meet the characteristics identified in (1) should be accounted for as rental agreements (*operating leases*).

It has been suggested that the choice of structuring a lease as either an operating or a capital lease is not independent of the original nature of leasing

2. Financial Accounting Standards Board, *Statement of Financial Accounting Standards No. 13*, "Accounting for Leases" (Stamford, CT: FASB, 1976), para. 60. This statement was amended in 1980 to incorporate several FASB pronouncements that expanded on the principles outlined in the original pronouncement.



as opposed to buying the asset. As indicated earlier, companies engaging in lease transactions may attempt to transfer the benefits of owning assets to the lease party in the higher tax bracket. In addition, Smith and Wakeman identified eight nontax factors that make leasing more attractive than purchasing:<sup>3</sup>

1. The period of use is short relative to the overall life of the asset.
2. The lessor has a comparative advantage over the lessee in reselling the asset.
3. Corporate bond covenants of the lessee contain restrictions relating to financial policies the firm must follow (maximum debt-to-equity ratios).
4. Management compensation contracts contain provisions expressing compensation as a function of return on invested capital.
5. Lessee ownership is closely held, so that risk reduction is important.
6. The lessor (manufacturer) has market power and can thus generate higher profits by leasing the asset (and controlling the terms of the lease) than by selling the asset.
7. The asset is not specialized to the firm.
8. The asset's value is not sensitive to use or abuse (the owner takes better care of the asset than does the lessee).

Obviously, some of these reasons are not subject to lessee choice but are motivated by the lessor and/or the type of asset involved. However, short periods of use and the resale factor favor the accounting treatment of a lease as operating, whereas the bond covenant and management compensation incentives favor a structuring of the lease as a capital lease. In addition, lessors may be more inclined to seek to structure leases as capital leases to allow earlier recognition of revenue and net income. That is, a lease that is reported as an in-substance sale by the lessor allows revenue recognition (gross profit on sale) at the time of the original transaction in addition to interest revenue over the life of the lease.

## Criteria for Classifying Leases

In *SFAS No. 13*, the FASB outlined specific criteria for classifying leases as either capital or operating leases. If at its inception the lease meets *any one* of the following four criteria, the lessee will classify the lease as a capital lease; otherwise, it is classified as an operating lease:

1. The lease transfers ownership of the property to the lessee by the end of the lease term. This includes the fixed noncancelable term of the lease plus various specified renewal options and periods.
2. The lease contains a bargain purchase option. This means that when the lessee has the option to purchase the leased asset, at the inception of the lease the stated purchase price is sufficiently lower than the fair market value of the property expected at the date the option will become exercisable such that it appears to be at a bargain price. In this case, exercise of the option appears to be reasonably assured.

3. Clifford Smith, Jr., and L. Macdonald Wakeman, "Determinants of Corporate Leasing Policy," *Journal of Finance* (July 1985): pp. 895–908.

3. The lease term is equal to 75 percent or more of the estimated remaining economic life of the leased property, unless the beginning of the lease term falls within the last 25 percent of the total estimated economic life of the leased property.
4. At the beginning of the lease term, the present value of the minimum lease payments (the amounts of the payments the lessee is required to make excluding that portion of the payments representing executory costs such as insurance, maintenance, and taxes to be paid by the lessee) equals or exceeds 90 percent of the fair value of the leased property less any related investment tax credit retained by the lessor. (This criterion is also ignored when the lease term falls within the last 25 percent of the total estimated economic life of the leased property.)

The criteria for capitalization of leases are based on the assumption that a lease that transfers to the lessee the risks and benefits of using an asset should be recorded as an acquisition of a long-term asset. However, the criteria are seen as arbitrary, because the FASB provided no explanation for choosing a lease term of 75 percent or a fair value of 90 percent as the cutoff points. In addition, the criteria have been viewed as redundant and essentially based on the fourth criterion.<sup>4</sup>

In the case of the lessor (except for leveraged leases, discussed later), if a lease meets any one of the preceding four criteria plus *both* of the following additional criteria, it is classified as a sales type or direct financing lease.

1. Collectibility of the minimum lease payments is reasonably predictable.
2. No important uncertainties surround the amount of unreimbursable costs yet to be incurred by the lessor under the lease.

The latter two criteria are prompted by the concept of conservatism. Accountants are reluctant to report receivables when there is significant uncertainty regarding expected future cash flows.

### **Accounting and Reporting by Lessees under SFAS No. 13**

From the lessee's perspective, the primary concern in accounting for lease transactions has historically been the appropriate recognition of assets and liabilities on the balance sheet. This concern has overridden the corollary question of revenue recognition on the part of lessors. Therefore the usual position of accountants has been that when a lease agreement is in substance an installment purchase, lessees should account for the "leased" property as an asset and report a corresponding liability. Failure to do so results in an understatement of assets and liabilities on the balance sheet. Lease arrangements that are not considered installment purchases constitute off-balance sheet financing arrangements and should be properly disclosed in the footnotes to financial statements.

This position has evolved over time. As early as 1962, the accounting research division of the AICPA recognized that there was little consistency in

4. J. Coughlan, "Regulations, Rents and Residuals," *Journal of Accountancy* 33, no. 2 (Feb. 1980): 63–80.

the disclosure of leases by lessees and that most companies were not capitalizing leases. It therefore authorized a research study on the reporting of leases by lessees. Among the recommendations of this study were the following:

To the extent that leases give rise to property rights, those rights and related liabilities should be measured and incorporated in the balance sheet. To the extent that rental payments represent a means of financing the acquisition of property rights which the lessee has in his possession and under his control, the transaction constitutes the acquisition of an asset with a related obligation to pay for it.

To the extent, however, that the rental payments are for services such as maintenance, insurance, property taxes, heat, light, and elevator service, no asset has been acquired, and none should be recorded.

The measurement of the asset value and the related liability involves two steps: (1) determining the part of the rentals that constitutes payment for property rights, and (2) discounting these rentals at an appropriate rate of interest.<sup>5</sup>

The crucial difference in the conclusion of this study and the practice that existed when the conclusion was reached was the emphasis on *property rights* (the right to use property), as opposed to the *rights in property*—ownership of an equity interest in the property.

The APB considered the recommendations of this study and agreed that certain lease agreements should result in the lessee's recording an asset and liability. The Board concluded that the important criterion to be applied was whether the lease was in substance a purchase—that is, rights in property, rather than the existence of property rights. This conclusion indicated that the APB agreed that an asset and liability should be recorded when the lease transaction was in substance an installment purchase in the same manner as other purchase arrangements. The APB, however, did not agree that the rights to use property in exchange for future rental payments give rise to the recording of assets and liabilities, because no equity in property is created.

In *Opinion No. 5*, the APB asserted that a noncancelable lease, or one that is cancelable only on the occurrence of some remote contingency, was probably in substance a purchase if either of the two following conditions exists:<sup>6</sup>

1. The initial term is materially less than the useful life of the property, and the lessee has the option to renew the lease for the remaining useful life of the property at substantially less than the fair rental value.
2. The lessee has the right, during or at the expiration of the lease, to acquire the property at a price that at the inception of the lease appears to be substantially less than the probable fair value of the property at the time or times of permitted acquisition by the lessee.

5. John H. Myers, *Accounting Research Study No. 4*, "Reporting of Leases in Financial Statements" (New York: AICPA, 1962), 4–5.

6. Accounting Principles Board, *Opinion No. 5*, "Reporting of Leases in Financial Statements of Lessees" (New York: AICPA, 1964), para. 10.

The presence of either of these two conditions was seen as convincing evidence that the lessee was building equity in the property.

The APB went on to say that one or more of the following circumstances tend to indicate that a lease arrangement is in substance a purchase:

1. The property was acquired by the lessor to meet the special needs of the lessee and will probably be usable only for that purpose and only by the lessee.
2. The term of the lease corresponds substantially to the estimated useful life of the property, and the lessee is obligated to pay costs such as taxes, insurance, and maintenance, which are usually considered incidental to ownership.
3. The lessee has guaranteed the obligations of the lessor with respect to the leased property.
4. The lessee has treated the lease as a purchase for tax purposes.

In addition, a lease might be considered a purchase if the lessor and lessee were related even in the absence of the preceding conditions and circumstances. In that case, a lease should be recorded as a purchase if a primary purpose of ownership of the property by the lessor is to lease it to the lessee and (1) the lease payments are pledged to secure the debts of the lessor or (2) the lessee is able, directly or indirectly, to significantly control or influence the actions of the lessor with respect to the lease.

These conclusions caused controversy in the financial community, because some experts believed that they resulted in disincentives to leasing. Those holding this view maintained that noncapitalized leases provide the following benefits:

1. Improved accounting rate of return and debt ratios, thereby improving the financial picture of the company
2. Better debt ratings
3. Increased availability of capital

On the other hand, the advocates of lease capitalization hold that these arguments are, in essence, attempts to deceive users of financial statements. That is, a company should fully disclose the impact of all its financing and investing activities and not attempt to hide the economic substance of external transactions. (This issue is discussed in more detail later in the chapter.)

### Capital Leases

The view expressed in *APB Opinion No. 5* concerning the capitalization of leases that are “in-substance installment purchases” is significant from a historical point of view, for two reasons. First, in *SFAS No. 13*, the FASB based its conclusion on the concept that a lease that “transfers substantially all of the benefits and risks of the ownership of property should be accounted for as the acquisition of an asset and the incurrence of an obligation by the lessee, and as a sale or financing by the lessor.” Second, to a great extent, the accounting provisions of *SFAS No. 13* applicable to lessees generally follow *APB Opinion No. 5*.

The provisions of *SFAS No. 13* require a lessee entering into a capital lease agreement to record both an asset and a liability at the lower of the following:

1. The sum of the present value of the *minimum lease payments* at the inception of the lease (see the following discussion)
2. The fair value of the leased property at the inception of the lease

The rules for determining minimum lease payments were specifically set forth by the FASB. In summary, payments that the lessee is obligated to make or can be required to make, with the exception of executory costs, should be included. Consequently, the following items are subject to inclusion in the determination of the minimum lease payments:

1. Minimum rental payments over the life of the lease
2. Payment called for by a bargain purchase option
3. Any guarantee by the lessee of residual value at the expiration of the lease term
4. Any penalties that the lessee can be required to pay for failure to renew the lease

Once the minimum lease payments are known, the lessee must compute their present value. The interest rate to be used in this computation is the smaller of the lessee's incremental borrowing rate or the lessor's implicit rate (if known). The lessee's incremental borrowing rate is the rate that would have been charged had the lessee borrowed funds to buy the asset with repayments over the same term. If the lessee can readily determine the implicit interest rate used by the lessor, and if that rate is lower than his or her incremental borrowing rate, then the lessee is to use the lessor's implicit interest rate to calculate the present value of the minimum lease payments. If the lessee does not know the lessor's interest rate (a likely situation), or if the lessor's implicit interest rate is higher than the lessee's incremental borrowing rate, the lessee and lessor will have different amortization schedules to recognize interest expense and interest revenue, respectively.

Capital lease assets and liabilities are to be separately identified in the lessee's balance sheet or in the accompanying footnotes. The liability should be classified as current and noncurrent on the same basis as all other liabilities—that is, according to when the obligation must be paid.

Unless the lease involves land, the asset recorded under a capital lease is to be amortized by one of two methods. Leases that meet either criterion 1 or 2 on page 463 are to be amortized in a manner consistent with the lessee's normal depreciation policy for owned assets. That is, when the lease automatically transfers ownership of the leased property or contains a bargain purchase option (capital lease criterion 1 or 2 is met), it is presumed that the lessee will eventually have title to the asset and should amortize the leased asset over its economic life. For all other capital leases, the asset will revert to the lessor at the end of the lease term; thus, leases that do not meet capital lease criterion 1 or 2 should be amortized in a manner consistent with the lessee's normal depreciation policy, using the lease term as the period of amortization. In conformity with *APB Opinion No. 21*, "Interest on Receivables and Payables" (see FASB ASC

835-30), *SFAS No. 13* requires that each minimum payment under a capital lease be allocated between a reduction of the liability and interest expense. This allocation is to be made in such a manner that the interest expense reflects a constant interest rate on the outstanding balance of the obligation (i.e., the effective interest method). Thus, as with any loan payment schedule, each successive payment allocates a greater amount to the reduction of the principal and a lesser amount to interest expense. This procedure results in the loan being reflected on the balance sheet at the present value of the future cash flows discounted at the effective interest rate.

### Disclosure Requirements for Capital Leases

*SFAS No. 13* also requires the disclosure of additional information for capital leases. The following information must be disclosed in the lessee's financial statements or in the accompanying footnotes:

1. The gross amount of assets recorded under capital leases as of the date of each balance sheet presented by major classes according to nature or function
2. Future minimum lease payments as of the date of the latest balance sheet presented, in the aggregate and for each of the five succeeding fiscal years
3. The total minimum sublease rentals to be received in the future under non-cancelable subleases as of the date of the latest balance sheet presented
4. Total contingent rentals (rentals on which the amounts depend on some factor other than the passage of time) actually incurred for each period for which an income statement is presented

### Operating Leases

Lessees classify all leases that do not meet any of the four capital lease criteria as operating leases. Failure to meet any of the criteria means that the lease is simply a rental arrangement and, in essence, should be accounted for in the same manner as any other rental agreement, with certain exceptions. The rent payments made on an operating lease are normally charged to expense as they become payable over the life of the lease. An exception is made if the rental schedule does not result in a straight-line basis of payment. In such cases, the rent expense is to be recognized on a straight-line basis unless the lessee can demonstrate that some other method gives a more systematic and rational periodic charge.

In *Opinion No. 31*, the APB observed that many users of financial statements were dissatisfied with the information being provided about leases. Although many criticisms were being voiced over accounting for leases, the focus of this opinion was on the information that should be disclosed about noncapitalized leases.

The following disclosures are required for operating leases by lessees:

1. For operating leases having initial or remaining noncancelable lease terms in excess of one year,
  - a. Future minimum rental payments required as of the date of the latest balance sheet presented in the aggregate and for each of the five succeeding fiscal years
  - b. The total of minimum rentals to be received in the future under noncancelable subleases as of the date of the latest balance sheet presented

2. For all operating leases, rental expense for each period for which an income statement is presented, with separate amounts for minimum rentals, contingent rentals, and sublease rentals
3. A general description of the lessee's leasing arrangements including, but not limited to, the following:
  - a. The basis on which contingent rental payments are determined
  - b. The existence and terms of renewals or purchase options and escalation clauses
  - c. Restrictions imposed by lease agreements, such as those concerning dividends, additional debt, and further leasing

The FASB contends that the preceding accounting and disclosure requirements for capital and operating leases by lessees give users information useful in assessing a company's financial position and results of operations. The requirements also provide many specific and detailed rules, which should lead to greater consistency in the presentation of lease information.

## Accounting and Reporting by Lessors

The major concern in accounting for leases in the financial statements of lessors is the appropriate allocation of revenues and expenses over the period covered by the lease. This concern contrasts with the lessee's focus on the balance sheet presentation of leases. As a general rule, lease agreements include a specific schedule of the date and amounts of payments the lessee is to make to the lessor. The fact that the lessor knows the date and amount of payment does not necessarily indicate that revenue should be reported in the same period the cash is received. To measure the results of operations more fairly, accrual accounting often gives rise to situations in which revenue is recognized in a period other than when payment is received.

The nature of the lease and the rent schedule might make it necessary for the lessor to recognize revenue that is more or less than the payments received in a given period. Furthermore, the lessor must allocate the acquisition and operating costs of the leased property, together with any costs of negotiating and closing the lease, to the accounting periods receiving benefits in a systematic and rational manner consistent with the timing of revenue recognition. The latter point is consistent with the application of the matching principle in accounting—that is, determining the amount of revenue to be recognized in a period and then ascertaining which costs should be matched with that revenue.

Historically, the criterion for choosing between accounting for lease revenue as a sale, as a financing, or as an operating lease was based on the accounting objective of fairly stating the lessor's periodic net income. Whichever approach would best accomplish this objective should be followed. *SFAS No. 13* set forth specific criteria for determining the type of lease as well as the reporting and disclosure requirements for each type.

According to *SFAS No. 13*, if at its inception a lease agreement meets the lessee criteria for classification as a capital lease and if the two additional criteria for lessors contained on page 462 are met, the lessor is to classify the lease as either a *sales-type lease* or a *direct financing lease*, whichever is appropriate. All other leases,

except leveraged leases (discussed in a separate section), are to be classified as operating leases.

### Sales-Type Leases

The lessor should report a lease as a *sales-type lease* when at least one of the capital lease criteria is met, both lessor certainty criteria are met, and there is a manufacturer's or dealer's profit (or loss). This implies that the leased asset is an item of inventory and that the seller is earning a gross profit on the sale. Sales-type leases arise when manufacturers or dealers use leasing as a means of marketing their products.

Table 13.1 depicts the major steps involved in accounting for a sales-type lease by a lessor. The amount to be recorded as gross investment (a) is the total amount of the minimum lease payments over the life of the lease, plus any unguaranteed residual value accruing to the benefit of the lessor. Once the gross investment has been determined, it is to be discounted to its present value (b) using an interest rate that causes the aggregate present value at the beginning of the lease term to be equal to the fair value of the leased property. The rate thus determined is referred to as the *interest rate implicit in the lease* (the lessor's implicit rate).

The difference between the gross investment (a) and the present value of the gross investment (b) is to be recorded as unearned interest income (c). The unearned interest income is to be amortized as interest income over the life of the lease using the interest method described in *APB Opinion No. 21* (see FASB ASC 835-30). Applying the interest method results in a constant rate of return on the net investment in the lease. The difference between the gross investment (a) and the unearned interest income (c) is the amount of net investment (d), which is equal to the present value of the gross investment (b). The net investment is classified as a current or noncurrent asset on the lessor's balance sheet in the same manner as all other assets. Income from sales-type leases is thus reflected by two amounts: (1) the gross profit (or loss) on the sale in the year of the lease

**TABLE 13.1** *Accounting Steps for Sales-Type Leases*

Gross investment (a)	XX
<i>minus</i>	
Present value of the gross investment (b)	<u>XX</u>
<i>equals</i>	
Unearned interest income (c)	XX
Gross investment (a)	<u>XX</u>
<i>minus</i>	
Unearned interest income (c)	XX
<i>equals</i>	
Net investment (d)	<u>XX</u>
Sales (e)	<u>XX</u>
<i>minus</i>	
Cost of goods sold (f)	<u>XX</u>
<i>equals</i>	
Profit or loss (g)	XX



agreement and (2) interest on the remaining net investment over the life of the lease agreement.

For sales-type leases, because the critical event is the sale, the initial direct costs associated with obtaining the lease agreement are written off when the sale is recorded at the inception of the lease. These costs are disclosed as selling expenses on the income statement.

### Direct Financing Leases

When at least one of the capital lease criteria and both lessor certainty criteria are met, but the lessor has no manufacturer's or dealer's profit (or loss), lessors account for the lease as a direct financing lease. Under the direct financing method, the lessor is essentially viewed as a lending institution for revenue recognition purposes. As with a sales-type lease, each payment received for a direct financing lease must be allocated between interest revenue and recovery of the net investment. Because the net receivable is essentially an installment loan, in the early periods of the lease a significant portion of the payment is recorded as interest; but each succeeding payment will result in a decreasing amount of interest revenue and an increasing amount of investment recovery, because the amount of the net investment is decreasing.

The FASB adopted the approach of requiring lessors to record the total minimum lease payments for direct financing leases as a gross receivable on the date of the transaction and to treat the difference between that amount and the asset cost as unearned income. Subsequently, as each rental payment is received, the gross receivable is reduced by the full amount of the payment, and a portion of the unearned income is transferred to earned income.

Table 13.2 illustrates the accounting steps for direct financing leases. Gross investment (a) is determined in the same way as in sales-type leases, but unearned income (c) is computed as the difference between gross investment and the cost (b) of the leased property. The difference between gross investment (a) and unearned income (c) is net investment (d), which is the same as (b) in the sales-type lease.

**TABLE 13.2** Accounting Steps for Direct Financing Leases

Gross investment (a)	XX
<i>minus</i>	
Cost (b)	<u>XX</u>
<i>equals</i>	
Unearned income (c)	<u>XX</u>
Gross investment (a)	<u>XX</u>
<i>minus</i>	
Unearned income (c)	<u>XX</u>
<i>equals</i>	
Net investment (d)	XX
Unearned income (c)	XX
<i>minus</i>	
Initial direct costs (e)	<u>XX</u>
<i>equals</i>	
Unearned income to be amortized (g)	<u>XX</u>

Initial direct costs (e) in financing leases are treated as an adjustment to the investment in the leased asset. Because financing the lease is the revenue-generating activity, *SFAS No. 91* (see FASB ASC 310-20) requires that this cost be matched in proportion to the recognition of interest revenue. In each accounting period over the life of the lease, the unearned interest income (c) minus the indirect cost (e) is amortized by the effective interest method. Because the net investment is increased by an amount equal to the initial direct costs, a new effective interest rate must be determined in order to apply the interest method to the declining net investment balance. Under direct financing leases, the only revenue reported by the lessor is disclosed as interest revenue over the lease term. Since initial direct costs increase the amount disclosed as the net investment, the interest income reported represents interest net of the write-off of the initial direct cost.

### **Disclosure Requirements for Sales-Type and Direct Financing Leases**

In addition to the specific procedures required to account for sales-type and direct financing leases, the FASB established certain disclosure requirements. The following information is to be disclosed when leasing constitutes a significant part of the lessor's business activities in terms of revenue, net income, or assets:

1. The components of the net investment in leases as of the date of each balance sheet presented:
  - a. Future minimum lease payments to be received with deduction for any executory costs included in payments and allowance for uncollectibles
  - b. The unguaranteed residual value
  - c. Unearned income
2. Future minimum lease payments to be received for each of the five succeeding fiscal years as of the date of the latest balance sheet presented
3. The amount of unearned income included in income to offset initial direct costs charged against income for each period for which an income statement is presented (for direct financing leases only)
4. Total contingent rentals included in income for each period for which an income statement is presented
5. A general description of the lessor's leasing arrangements

The Board indicated that these disclosures by the lessor, as with the disclosures by lessees, would aid the users of financial statements in their assessment of the financial condition and results of operations of lessors. Note also that these requirements make the information disclosed by lessors and lessees more consistent.

### **Lessor Operating Leases**

Leases that do not meet the criteria for classification as sales-type or direct financing leases are accounted for as operating leases by the lessor. As a result, the lessor's cost of the leased property is reported with or near other property, plant, and equipment on the lessor's balance sheet and is depreciated following the lessor's normal depreciation policy.

Rental payments are recognized as revenue when they become receivable unless the payments are not made on a straight-line basis. In that case, as with the lessee, the recognition of revenue is to be on a straight-line basis. Initial direct costs associated with the lease are to be deferred and allocated over the lease term in the same manner as rental revenue (usually on a straight-line basis). However, if these costs are not material, they may be charged to expense as incurred.

If leasing is a significant part of the lessor's business activities, the following information is to be disclosed for operating leases:

1. The cost and carrying amount, if different, of property on lease or held for leasing by major classes of property according to nature or function, and the amount of accumulated depreciation in total as of the date of the latest balance sheet presented
2. Minimum future rentals on noncancelable leases as of the date of the latest balance sheet presented, in the aggregate and for each of the five succeeding fiscal years
3. Total contingent rentals included in income for each period for which an income statement is presented
4. A general description of the lessor's leasing arrangements

### Sales and Leasebacks

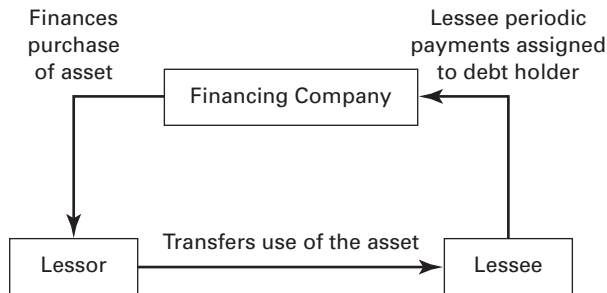
In a sale and leaseback transaction, the owner of property sells the property and then immediately leases it back from the buyer. These transactions commonly occur when companies have limited cash resources or when the transaction results in tax advantages. Tax advantages occur because the sales price of the asset is usually its current market value, and this amount generally exceeds the carrying value of the asset on the seller's books. Therefore the tax-deductible periodic rental payments are higher than the previously recorded amount of depreciation expense.

Most sales and leaseback transactions are treated as a single economic event, according to the lease classification criteria previously discussed on pages 461 and 462. That is, the lessee-seller applies the *SFAS No. 13* criteria to the lease agreement and records the lease as either a capital or operating lease, and the gain on the sale is amortized over the lease term; however, if a loss occurs, it is recognized immediately. Even so, in certain circumstances where the lessee retains significantly smaller rights to use the property, a gain may be immediately recognized. In this case it is argued that two distinctly different transactions have occurred, because the rights to use have changed.

### Leveraged Leases

A leveraged lease is a special leasing arrangement involving three different parties: the equity holder—the lessor; the asset user—the lessee; and the debt holder—a long-term financier.<sup>7</sup> A leveraged lease may be illustrated as in Figure 13.1.

7. A fourth party may also be involved when the owner-lessor initially purchases the property from a manufacturer.

**FIGURE 13.1** *Leveraged Lease*

The major issue in accounting for leveraged leases is whether the transaction should be recorded as a single economic event or as separate transactions. All leveraged leases meet the criteria for direct financing leases. However, a leveraged lease might be accounted for as a lease with an additional debt transaction or as a single transaction. The FASB determined that a leveraged lease should be accounted for as a single transaction, and it provided the following guidelines.

The lessee records the lease as a capital lease. The lessor records the lease as a direct financing lease. The lessor's investment in the lease is the net result of several factors:

1. Rentals receivable, net of that portion of the rental applicable to principal and interest on the nonrecourse debt
2. A receivable for the amount of the investment tax credit to be realized on the transaction
3. The estimated residual value of the leased asset
4. Unearned and deferred income consisting of the estimated pretax lease income (or loss), after deducting initial direct costs remaining to be allocated to income over the lease term and the investment tax credit remaining to be allocated to income over the lease term

Once the original investment has been determined, the next step is to project cash receipts and disbursements over the term of the lease and then compute a rate of return on the net investment in the years in which it is positive. Annual cash flow is the sum of gross lease rental and residual value (in the final year), less loan interest payments plus or minus income tax credits or charges, less loan principal payments, plus investment tax credit realized. The rate that is applied to the net investment in the years in which the net investment is positive that will distribute the net income to those years. This rate is to be calculated by a trial-and-error process.

This method of accounting for leveraged leases was considered to associate the income with the unrecovered balance of the earning asset in a manner consistent with the investor's view of the transaction. Income is recognized at a level

rate on net investment in years in which the net investment is positive and is thus identified as “primary” earnings from the lease.

In recent years companies have tried to circumvent *SFAS No. 13*. These efforts are used mainly by lessees who do not wish to report increased liabilities or adversely affect their debt-to-equity ratios. However, unlike lessees, lessors do not wish to avoid reporting lease transactions as sales-type or direct financing leases. Consequently, the objective is to allow the lessee to report a lease as an operating lease while the lessor reports it as either a sales-type or direct financing lease.

## Financial Analysis of Leases

In Chapter 11 we illustrated some procedures that a financial analyst might use to evaluate a company’s long-term debt position and indicated that the use of operating leases can affect this type of analysis. The use of leases can also have an impact on a company’s liquidity and profitability ratios. That is, a company employing operating leases to acquire its assets will have a relatively better working capital position and relatively higher current and return-on-assets (ROA) ratios than it would if it had recorded the transaction as a capital lease.

To illustrate, Samson Company has the following summarized balance sheet on December 31, 2012, before entering into a lease transaction:

Current assets	\$ 50,000
Long-term assets	250,000
Total assets	<u>\$300,000</u>
Current liabilities	\$ 20,000
Long-term debt	130,000
Stockholders’ equity	150,000
Total liabilities and stockholders’ equity	<u>\$300,000</u>

Assume that the company enters into a lease agreement on December 31, 2012, whereby it promises to pay a lessor \$10,000 annually for the next five years for the use of an asset. If the lease is accounted for as an operating lease, neither the asset nor the liability is reported on Samson’s balance sheet, and its working capital, current ratio, and ROA ratios for December 31, 2013, will appear as follows (assume the company earned net income of \$25,000 during 2013):

Working capital	= \$50,000 – 20,000	= \$30,000
Current ratio	= \$50,000 ÷ \$20,000	= 2.5:1
Return-on-assets ratio	= \$25,000 ÷ \$300,000 <sup>a</sup>	= 8.3%

<sup>a</sup>Assume the company’s total assets remained constant throughout the year.

Alternatively, if the lease is recorded as a capital lease, the discounted present values of both the asset and liability are recorded on the company’s balance sheet.

In addition, the lease liability is separated into its current and long-term components, and the company's December 31, 2013, balance sheet will now appear as follows (assuming a discount rate of 10 percent):

Current assets	\$ 50,000
Long-term assets	250,000
Capital leases	37,908
Total assets	<u>\$337,908</u>
Current liabilities	\$ 20,000
Current lease obligation	9,091
Long-term debt	130,000
Long-term lease obligation	28,817
Stockholders' equity	150,000
Total liabilities and stockholders' equity	<u>\$337,908</u>

The company's working capital, current ratio, and ROA ratio now become

Working capital	= \$50,000 - 29,091	= \$20,909
Current ratio	= \$50,000 ÷ \$29,091	= 1.7:1
Return-on-assets ratio	= \$25,000 ÷ \$318,954 <sup>a</sup>	= 7.8%

<sup>a</sup>(\$300,000 + 337,908) ÷ 2

If a company makes extensive use of operating leases, its working capital, current ratio, and quick ratio, illustrated in Chapter 8, and its ROA ratio, illustrated in Chapter 7, are all overstated when the effects of the company's lease-financing policy are incorporated into the analysis. The extent of these overstatements can be estimated by discounting the firm's current obligation for one year to arrive at the current portion of its lease obligation and the remaining obligations to arrive at the long-term obligation. The sum of these two amounts is equal to the amount capitalized as a leased asset.<sup>8</sup> For example, Hershey discloses the following future minimum lease payment obligations in its 2011 annual report (\$000 omitted):

2012	\$16,851
2013	11,108
2014	8,846
2015	7,692
2016	6,715
Thereafter	7,431

8. To make this calculation, a discount factor must be assumed, and the annual amounts of the total of payments due after 2011 must be estimated to determine the present value of the long-term obligation and the property under leased assets. The discounted value of the property under leased assets is then added to total assets, which will reduce the company's return-on-assets ratio.

Discounting these amounts at the company's approximate average borrowing rate of 7 percent results in an increase in current liabilities of approximately \$15.8 million, an increase in long-term obligations of approximately \$34.4 million, and an increase in total assets of approximately \$33.0 million.<sup>9</sup> The financial statement impact of capitalizing Hershey's operating leases is minimal in that their total amount is small in comparison to the company's total assets and total liabilities. Incorporating these capitalized amounts into the calculation of the current ratio results in a fractional decrease from the previously calculated amount of 1.170:1 to 1.167:1. The quick ratio also slightly declined from the previously calculated amount of 0.63:1 to 0.60:1. Adding the discounted value of the leased assets to Hershey's total assets resulted in a decline in its adjusted ROA from 11.9 to 11.7 percent.

## Current Developments

In March 2009, the FASB and IASB announced a joint project on accounting for leases. The boards indicated that the project was needed because the existing accounting model for leases has been criticized for failing to meet the needs of users of financial statements. In particular, many users think that operating leases give rise to assets and liabilities that should be recognized in the financial statements of lessees. Consequently, users routinely adjust current and future obligations in an attempt to recognize those assets and liabilities and reflect the effect of lease contracts in profit or loss. In 2005, the SEC estimated that \$1.25 trillion dollars of liabilities had been omitted from balance sheets because of operating lease classifications.<sup>10</sup> However, the information available to users in the notes to the financial statements was viewed as insufficient for them to make reliable estimations to account for these omissions. As a result,

1. The existence of two different accounting models for leases means that similar transactions can be accounted for very differently. This reduces comparability for users.

9. The book value of the lease liability will always exceed the recorded value of the asset, because the liability is being reduced using the interest method while the asset is being depreciated by the straight-line method, and it is necessary to make an additional assumption about the relationship between the liability and asset values. Imhoff et al. (1991) demonstrated that the unrecorded asset will generally fall between 60 and 80 percent of the unrecorded liability. Consequently, the unrecorded asset was estimated as 70% of the value of the unrecorded liability. There are also deferred tax and stockholder equity issues when operating leases are assumed to be capitalized. See E. A. Imhoff, R. C. Lipe, and D. W. Wright, "Operating Leases: Impact of Constructive Capitalization." *Accounting Horizons* 5(1) (1991): 51–63 for a complete discussion of this issue.

10. Report and Recommendations Pursuant to Section 401(c) of the Sarbanes–Oxley Act of 2002 on Arrangements with Off–Balance Sheet Implications, Special Purpose Entities, and Transparency of Filings by Issuers (Washington, DC: Securities and Exchange Commission, 2005), <http://www.sec.gov/news/studies/soxoffbalancertpt.pdf>.

2. The current standard provides opportunities to structure transactions to achieve a particular lease classification, that is, *financial engineering*. As a result, if the lease is classified as an operating lease, the lessee obtains a source of financing that can be difficult for users to comprehend. Therefore, lease structuring to meet various accounting goals has developed into an entire industry.

Preparers and auditors have also criticized the existing lease accounting model for its complexity. In particular, it has proved difficult to define the dividing line between capital leases and operating leases in a principled way. Consequently, the standards use a mixture of subjective judgments and bright-line tests (specific rules) that can be difficult to apply. Some have argued that the existing accounting model is conceptually flawed. In particular:

1. On entering a lease contract, the lessee obtains a valuable right (the right to use the leased item). This right meets the Boards' definitions of an asset. Similarly, the lessee assumes an obligation (the obligation to pay rentals) that meets the Boards' definitions of a liability. However, if the lessee classifies the lease as an operating lease, that right and obligation are not recognized.
2. There are significant and growing differences between the accounting model for leases and other contractual arrangements. This has led to inconsistent accounting for arrangements that meet the definition of a lease and similar arrangements that do not.

The original project focused on accounting for lease arrangements within the scope of existing lease accounting literature and considered only lessee accounting for leases. Later, after reviewing the responses to this discussion paper, the Boards amended their proposal to include both lessees and lessors. The Boards' revised views on lease accounting were published in a proposed Accounting Standards Update (ASU), "Leases: Preliminary Views."<sup>11</sup>

The proposed ASU required balance sheet recognition of all leases. The lessee records an intangible asset for the right to use the leased asset and a liability for the obligation to make lease payments (right-of-use model). The ASU proposes two models for lessors, depending on the terms of the lease and the effect on the lessor. The first is the *performance obligation approach*, which recognizes the lessor's risks or benefits. The second is the *derecognition approach*, which is to be used when the lessor has minimal risk exposure.

The performance obligation approach is used when the lessor retains exposure to significant risks or benefits associated with the leased asset. Under this approach, the lessor continues to recognize the underlying leased asset on the balance sheet as well as a lease receivable. The accounting treatment by the lessor is symmetrical to that used by the lessee. A lessor would apply the derecognition approach when it is not exposed to significant risks or benefits associated with the leased asset. In essence, the lessor "sells" a portion of the leased asset, recognizes profit or loss, and derecognizes the leased asset. The remaining portion of the

11. FASB. Proposed Accounting Standards Update, Leases (Topic 840), (Norwalk, CT: FASB, 2010).



carrying amount of the underlying asset not considered “sold” is reclassified as a residual asset.

The key aspects of this proposal were

- The basic principle is that lease contracts give rise to assets and liabilities that should be reflected in the balance sheets of lessees and lessors. As such, calculated financial ratios (leverage ratios, for example) would be more complete and comparable.
- All lessees would use a single method of accounting for all leases. Balance sheets of lessees would include both assets representing the right to use the leased asset and liabilities arising from lease contracts at the present value of the expected lease payments.
- The accounting by a lessor would reflect its exposure to the risks or benefits of the underlying leased asset. A lessor that has transferred significant risks or benefits would recognize a gain or loss upon lease commencement. When the lessor retains significant risks or benefits in the leased asset, it would recognize income over the lease term.

The FASB maintained that “the proposed improvements would provide a more complete and accurate portrayal of an entity’s financial position, providing relevant information to users about operating capacity, leverage, and return on capital.”

On September 14, 2010, the FASB published a questionnaire for investors and analysts that asked how the proposed new leases guidance might affect financial statement users’ analysis. Feedback from the respondents indicated that the proposed requirements were overly complex and costly to implement. An additional downside for lessees will be significantly increased liabilities their balance sheets, which could have an impact on key performance indicators. The result could be lower asset turnover ratios, lower return on capital, and an increase in debt-to-equity ratios, which could affect borrowing capacity or compliance with loan covenants. Additionally, there is an income effect when calculating earnings before interest, taxes, depreciation, and amortization (EBITDA). That is, capitalizing operating leases results in eliminating rent expense on the operating leases and replacing it with interest expense on the previously unrecorded lease obligations and depreciation expense on the right-of-use assets. EBITDA is calculated before interest expense and depreciation expense; thus, the increased income statement expenses do not result in reductions to EBITDA. Consequently, EBITDA with lease capitalization is greater than EBITDA measured under operating lease treatment by the amount of rent expense. The impact on EBITDA is important, because it is often used by firms to measure performance in financial covenants and incentive compensation agreements.<sup>12</sup>

12. Mynatt et al. found that the 2010 proposal, if adopted, would have a material and statistically significant impact on ROA, the debt/equity ratio and EBITDA for the industries studied. P. Mynatt, D. Schauer, and R. Schroeder, “The Impact of the FASB–IASB Lease Proposal on Lessees: Evidence from Four Industry Groups,” *Journal of Business and Behavioral Sciences*, 23, no. 2 (Spring 2011): 109–123.

Subsequently, on July 21, 2011, the Boards announced that the proposed ASU would be reexposed, because the revised requirements were sufficiently different from the requirements in the original exposure draft. On May 16, 2013 the IASB and FASB jointly issued a revised exposure draft on leases. This revised exposure draft attempts to address the criticisms directed at the 2010 exposure draft, while still meeting the core objective of recognizing leased assets and liabilities on the balance sheet. It proposes a dual approach, which will result in a different pattern of income and expense recognition depending on the nature of the underlying asset and whether the lessee acquires or consumes more than an insignificant portion of the leased asset.

Lessees will recognize a right-of-use asset and a liability to make lease payments on the balance sheet for all leases (except short-term leases of 12 months or less). The income statement will reflect either a front-loaded expense pattern (similar to today's capital leases) or straight-line expense (similar to current operating leases). For most leases of assets other than property (for example, equipment, aircraft, cars, trucks), a lessee would classify the lease as a Type A lease and

- Recognize a right-of-use asset and a lease liability, initially measured at the present value of lease payments
- Recognize the amortization of the discount on the lease liability as interest separately from the amortization of the right-of-use asset.

For most leases of property (that is, land and/or a building or part of a building), a lessee would classify the lease as a Type B lease and

- Recognize a right-of-use asset and a lease liability, initially measured at the present value of lease payments
- Recognize a single lease cost, combining the amortization of the discount on the lease liability with the amortization of the right-of-use asset, on a straight-line basis

The accounting treatment by a lessor would depend on whether the lessee is expected to consume more than an insignificant portion of the economic benefits of the underlying asset. This assessment would depend on the nature of the underlying asset. For most leases of assets other than property, a lessor would classify the lease as a Type A lease and

- Derecognize the underlying asset and recognize a right to receive lease payments (the lease receivable) and a residual asset (representing the rights the lessor retains relating to the underlying asset)
- Recognize the amortization of the discount on both the lease receivable and the residual asset as interest income over the lease term
- Profit on the receivable is recognized immediately; profit on the residual is deferred until the underlying asset is re-leased or sold

For most leases of property, a lessor would classify the lease as a Type B lease and would apply an approach similar to existing operating lease accounting in which the lessor would

- Continue to recognize the underlying asset
- Recognize lease income over the lease term typically on a straight-line basis

Comments on the new proposal were due September 13, 2013, and the Boards hoped to have a final standard early in 2014. However, final passage of the new lease standard remains problematic. Three of the seven FASB members have presented alternative views. These views reflect concerns about whether all of the core objectives of the project have been met, the cost-benefit of the proposal, the dual model, and the usefulness of the proposed disclosures. Two IASB members have presented alternative views that support the application of a single lease model. Both sets of alternative views also include some concerns with the proposed accounting for variable leases payments and renewal options.

## International Accounting Standards

---

The IASB has issued pronouncements on the following items affecting leases:

- *IAS No. 17, "Accounting for Leases"*
- *IAS No. 40, "Investment Property"*

*IAS No. 17, "Accounting for Leases,"* deals with lease accounting issues. This standard, which was slightly revised by the IASB's improvement project, is quite similar to U.S. GAAP, as outlined in *SFAS No. 13*. One difference in terminology, however, is that in-substance purchases of assets are termed *financing leases* in *IAS No. 17*, rather than capital leases. *IAS No. 17* indicates that a lease is to be classified as a finance lease if it transfers substantially all the risks and rewards incident to ownership. All other leases are classified as operating leases, and this classification is made at the inception of the lease. Whether a lease is a finance lease or an operating lease depends on the substance of the transaction rather than the form. Situations that would normally lead to a lease being classified as a finance lease include the following:

1. The lease transfers ownership of the asset to the lessee by the end of the lease term.
2. The lessee has the option to purchase the asset at a price that is expected to be sufficiently lower than fair value at the date the option becomes exercisable that, at the inception of the lease, it is reasonably certain that the option will be exercised.
3. The lease term is for the major part of the economic life of the asset, even if title is not transferred.
4. At the inception of the lease, the present value of the minimum lease payments amounts to at least substantially all of the fair value of the leased asset.
5. The lease assets are of a specialized nature such that only the lessee can use them without major modifications being made.

In addition, the terminology *sales-type financing* and *direct financing* are not used in conjunction with the reporting requirements specified for lessors. Nevertheless, the required accounting treatment for lessors is similar to that outlined in *SFAS No. 13*. The major change in the new standard is that initial direct costs incurred by lessors must now be capitalized and amortized over the lease term. The alternative in the original *IAS No. 17* to expense initial direct costs up front has been eliminated.

*IAS No. 40* defined investment property as property (land, or a building or part of a building, or both) held (by the owner or by the lessee under a finance lease) to earn rentals or for capital appreciation or both. Examples of leased investment property are a building leased out under an operating lease and a vacant building held to be leased out under an operating lease.

In accounting for these properties under *IAS No. 40*, an enterprise must choose one of two models:

1. A fair value model whereby investment property is measured at fair value, and changes in fair value are recognized in the income statement.
2. A cost model as described in *IAS No. 16*, "Property, Plant, and Equipment," whereby investment property is measured at depreciated cost (less any accumulated impairment losses). An enterprise that chooses the cost model should disclose the fair value of its investment property.

*IAS No. 40* indicates that the model chosen must be used to account for all of its investment properties, and a change from one model to the other model should be made only if the change will result in a more appropriate presentation. The standard states that this is highly unlikely to be the case for a change from the fair value model to the cost model.

---

## Cases

---

### • Case 13-1 Capital versus Operating Leases

On January 2, 2014, two identical companies, Daggar Corp. and Bayshore Company, lease similar assets with the following characteristics:

1. The economic life is eight years.
2. The term of the lease is five years.
3. Lease payment of \$20,000 per year is due at the beginning of each year beginning January 2, 2008.
4. The fair market value of the leased property is \$96,000.
5. Each firm has an incremental borrowing rate of 8 percent and a tax rate of 40 percent.

Daggar capitalizes the lease, whereas Bayshore records the lease as an operating lease. Both firms depreciate assets by the straight-line method, and both treat the lease as an operating lease for federal income tax purposes.

*Required:*

- a. Determine earnings (i) before interest and taxes and (ii) before taxes for both firms. Identify the source of any differences between the companies.
- b. Compute any deferred taxes resulting from the lease for each firm in the first year of the lease.
- c. Compute the effect of the lease on the 2014 reported cash from operations for both firms. Explain any differences.

- d. Compute the effect of the lease on 2014 reported cash flows from investing activities for both firms. Explain any differences.
- e. Compute the effect of the lease on 2014 reported cash flow from financing activities for both firms. Explain any differences.
- f. Compute the effect of the lease on total 2014 cash flows for both companies. Explain any differences.
- g. Give reasons why Daggar and Bayshore might have wanted to use different methods to report similar transactions.

### • Case 13-2 Lessee and Lessor Accounting for Leases

On January 2, 2014, Grant Corporation leases an asset to Pippin Corporation under the following conditions:

1. Annual lease payments are \$10,000 for 20 years.
2. At the end of the lease term, the asset is expected to have a value of \$2,750.
3. The fair market value of the asset at the inception of the lease is \$92,625.
4. The estimated economic life of the lease is 30 years.
5. Grant's implicit interest rate is 12 percent; Pippin's incremental borrowing rate is 10 percent.
6. The asset is recorded in Grant's inventory at \$75,000 just prior to the lease transaction.

*Required:*

- a. What type of lease is this for Pippin? Why?
- b. Assume Grant capitalizes the lease. What financial statement accounts are affected by this lease, and what is the amount of each effect?
- c. Assume Grant uses straight-line depreciation. What are the income statement, balance sheet, and statement of cash flow effects for 2014?
- d. How should Grant record this lease? Why? Would any additional information be helpful in making this decision?
- e. Assume that Grant treats the lease as a sales-type lease and the residual value is not guaranteed by Pippin. What financial statement accounts are affected on January 2, 2014?
- f. Assume instead that Grant records the lease as an operating lease and uses straight-line depreciation. What are the income statement, balance sheet, and statement of cash flow effects on December 31, 2014?

### • Case 13-3 Application of SFAS No. 13

On January 1, 2014, Lani Company entered into a noncancelable lease for a machine to be used in its manufacturing operations. The lease transfers ownership of the machine to Lani by the end of the lease term. The term of the lease is eight years. The minimum lease payment made by Lani on January 1, 2014, was one of eight equal annual payments. At the inception of the

lease, the criteria established for classification as a capital lease by the lessee were met.

*Required:*

- a. What is the theoretical basis for the accounting standard that requires certain long-term leases to be capitalized by the lessee? Do not discuss the specific criteria for classifying a specific lease as a capital lease.
- b. How should Lani account for this lease at its inception and determine the amount to be recorded?
- c. What expenses related to this lease will Lani incur during the first year of the lease, and how will they be determined?
- d. How should Lani report the lease transaction on its December 31, 2014, balance sheet?

#### • Case 13-4 Lease Classifications

Doherty Company leased equipment from Lambert Company. The classification of the lease makes a difference in the amounts reflected on the balance sheet and income statement of both Doherty and Lambert.

*Required:*

- a. What criteria must be met by the lease so that Doherty Company can classify it as a capital lease?
- b. What criteria must be met by the lease so that Lambert Company can classify it as a sales-type or direct financing lease?
- c. Contrast a sales-type lease with a direct financing lease.

#### • Case 13-5 Lease Accounting: Various Issues

On January 1, Borman Company, a lessee, entered into three noncancelable leases for brand-new equipment: Lease J, Lease K, and Lease L. None of the three leases transfers ownership of the equipment to Borman at the end of the lease term. For each of the three leases, the present value at the beginning of the lease term of the minimum lease payments—excluding that portion of the payments representing executory costs such as insurance, maintenance, and taxes to be paid by the lessor and including any profit thereon—is 75 percent of the excess of the fair value of the equipment to the lessor at the inception of the lease over any related investment tax credit retained by the lessor and expected to be realized by the lessor. The following information is peculiar to each lease:

1. Lease J does not contain a bargain purchase option; the lease term is equal to 80 percent of the estimated economic life of the equipment.
2. Lease K contains a bargain purchase option; the lease term is equal to 50 percent of the estimated economic life of the equipment.
3. Lease L does not contain a bargain purchase option; the lease term is equal to 50 percent of the estimated economic life of the equipment.

*Required:*

- a. How should Borman Company classify each of the three leases, and why? Discuss the rationale for your answer.
- b. What amount, if any, should Borman record as a liability at the inception of the lease for each of the three leases?
- c. Assuming that the minimum lease payments are made on a straight-line basis, how should Borman record each minimum lease payment for each of the three leases?

### • Case 13-6 Sales Type versus Direct Financing Leases

Part 1: Capital leases and operating leases are the two classifications of leases described in FASB pronouncements from the standpoint of the lessee.

*Required:*

- a. Describe how a capital lease would be accounted for by the lessee both at the inception of the lease and during the first year of the lease, assuming the lease transfers ownership of the property to the lessee by the end of the lease.
- b. Describe how an operating lease would be accounted for by the lessee both at the inception of the lease and during the first year of the lease, assuming the lessee makes equal monthly payments at the beginning of each month of the lease. Describe the change in accounting, if any, when rental payments are not made on a straight-line basis. Do not discuss the criteria for distinguishing between capital leases and operating leases.

Part 2: Sales-type leases and direct financing leases are two of the classifications of leases described in FASB pronouncements, from the standpoint of the lessor.

*Required:*

Compare and contrast a sales-type lease with a direct financing lease as follows:

- a. Gross investment in the lease
- b. Amortization of unearned interest income
- c. Manufacturer's or dealer's profit

Do not discuss the criteria for distinguishing between the leases described above and operating leases.

### • Case 13-7 Lease Issues

Milton Corporation entered into a lease arrangement with James Leasing Corporation for a certain machine. James's primary business is leasing, and it is not a manufacturer or dealer. Milton will lease the machine for a period of three years, which is 50 percent of the machine's economic life. James will take possession of the machine at the end of the initial three-year lease and lease it to another, smaller company that does not need the most current version of the machine. Milton does not guarantee any residual value for the machine and will not purchase the machine at the end of the lease term.

Milton's incremental borrowing rate is 10 percent, and the implicit rate in the lease is 8½ percent. Milton has no way of knowing the implicit rate used by James. Using either rate, the present value of the minimum lease payment is between 90 and 100 percent of the fair value of the machine at the date of the lease agreement.

James is reasonably certain that Milton will pay all lease payments, and because Milton has agreed to pay all executory costs, there are no important uncertainties regarding costs to be incurred by James.

*Required:*

- a. With respect to Milton (the lessee), answer the following:
  - i. What type of lease has been entered into? Explain the reason for your answer.
  - ii. How should Milton compute the appropriate amount to be recorded for the lease or asset acquired?
  - iii. What accounts will be created or affected by this transaction, and how will the lease or asset and other costs related to the transaction be matched with earnings?
  - iv. What disclosures must Milton make regarding this lease or asset?
- b. With respect to James (the lessor), answer the following:
  - i. What type of leasing arrangement has been entered into? Explain the reason for your answer.
  - ii. How should this lease be recorded by James, and how are the appropriate amounts determined?
  - iii. How should James determine the appropriate amount of earnings to be recognized from each lease payment?
  - iv. What disclosures must James make regarding this lease?

### • Case 13-8 Lease Capitalization Criteria

On January 1, 2014, Von Company entered into two noncancelable leases for new machines to be used in its manufacturing operations. The first lease does not contain a bargain purchase option; the lease term is equal to 80 percent of the estimated economic life of the machine. The second lease contains a bargain purchase option; the lease term is equal to 50 percent of the estimated economic life of the machine.

*Required:*

- a. What is the theoretical basis for requiring lessees to capitalize certain long-term leases? *Do not discuss the specific criteria for classifying a lease as a capital lease.*
- b. How should a lessee account for a capital lease at its inception?
- c. How should a lessee record each minimum lease payment for a capital lease?
- d. How should Von classify each of the two leases? Why?



## FASB ASC Research

---

For each of the following FASB ASC research cases, search the FASB ASC database for information to address the issues. Copy and paste the FASB paragraphs that support your responses. Then summarize briefly what your responses are, citing the pronouncements and paragraphs used to support your responses.

- **FASB ASC 13-1 Initial Direct Cost Incurred by the Lessor**

Search the FASB ASC database to address the following questions. For each question, copy and paste your research findings and then write a short summary of your response to each question. Remember to cite your research findings.

1. How does the FASB define initial direct cost associated with leasing?
2. How do lessors account for initial direct costs incurred for a sales-type lease?
3. How do lessors account for initial direct costs incurred for an operating lease?

- **FASB ASC 13-2 Interpretations for Lease Accounting**

The EITF issued numerous interpretations of lease accounting.

1. List some examples of the topics covered by these interpretations.
2. Write a brief summary of three of these interpretations.

- **FASB ASC 13-3 Profit on Time-Sharing Transactions**

The FASB ASC states that for purposes of recognizing profit on time-sharing transactions, it is necessary that such transfer be nonreversionary. If the title is reversionary, how should the transaction be recorded?

- **FASB ASC 13-4 Impact of Sale-Leaseback on Rate-Making**

Accounting for sale-leaseback transactions in accordance with the FASB ASC guidance can result in a difference between the timing of income and expense recognition required by that subtopic and the timing of income and expense recognition for rate-making purposes. How should companies account for that difference?

- **FASB ASC 13-5 Definition of Arrangement**

The FASB ASC specifies the conditions under which an arrangement qualifies as a lease. What is an arrangement? When does it qualify as a lease?

- **FASB ASC 13-6 Definition of Lease Fiscal Funding Clause**

The FASB ASC defines lease fiscal funding clauses. What is a fiscal funding clause? How should companies account for fiscal funding clauses?

- **FASB ASC 13-7 Economic Life of Airport Terminal Facilities**

The FASB ASC indicates that because of special provisions normally present in leases involving terminal space and other airport facilities owned by a government unit or authority, the economic life of such facilities for purposes of classifying the lease is essentially indeterminate. Likewise, the concept of fair value is not applicable to such leases. Because such leases also do not provide for a transfer of ownership or a bargain purchase option, they are classified as operating leases. Leases of other facilities owned by a government unit or authority wherein the rights of the parties are essentially the same as in a lease of airport facilities shall also be classified as operating leases. Examples of such leases may be those involving facilities at ports and bus terminals. The FASB specifies the conditions that must apply to meet this guidance. What are those conditions?

## **Room for Debate**

---

- **Debate 13-1 Operating versus Capital Leases**

Under *SFAS No. 13*, leases that do not meet one of the four criteria for a capital lease are treated as operating leases.

*Team Debate:*

- Team 1: Argue for the capitalization of leases that do not meet any of the *SFAS No. 13* criteria for a capital lease. Your argument should take into consideration the conceptual framework definitions of assets and liabilities.
- Team 2: Argue against the capitalization of leases that do not meet any of the *SFAS No. 13* criteria for a capital lease. Your argument should take into consideration the matching principle and full disclosure.

- **Debate 13-2 Lease Accounting Symmetry**

An objective of *SFAS No. 13* is that lessors and lessees should account for leases similarly.

*Team Debate:*

- Team 1: Argue that a lessee should be able to account for a lease as operating leases while lessors may treat the same lease as a sales-type lease.
- Team 2: Argue that if the lessor accounts for a lease as a sales-type lease, the lessee should similarly account for the lease as a capital lease.

## CHAPTER 14

---

# Pensions and Other Postretirement Benefits

---

For many years, employers have been concerned with providing for the retirement needs of their workforce. This concern resulted in the adoption of pension plans on a massive scale after World War II. Generally, companies provide for pension benefits by making periodic payments to an outside *funding agency*. The agency then assumes responsibility for investing the pension funds and making periodic benefit payments to the recipients.

The two most commonly encountered types of pension plans are defined contribution plans and defined benefit plans. A *defined contribution plan* sets forth a certain amount that the employer is to contribute to the plan each period. For example, the plan may require the employer to contribute 8 percent of the employee's salary each year. However, the plan makes no promises concerning the ultimate benefits to be paid. The retirement benefits actually received by the recipients are determined by the return earned on the invested pension funds during the investment period.

The details of a *defined benefit plan* agreement specify the amount of pension benefits to be paid out to plan recipients in the future. For example, a company plan might promise that an employee retiring at age 65 will receive 2 percent of the average of the highest five years' salary for every year of service. An employee working for this company for 30 years will receive a pension for life equal to 60 percent of the average of his or her highest five salary years. Companies that provide defined benefit pension plans (DBPPs) must make sufficient contributions to the funding agency to meet benefit requirements when they come due. Although no specific amount is required to be funded each period, the Employee Retirement Income Security Act (Discussed later in the chapter) does impose minimum funding requirements on these plans.

The first employer-sponsored retirement plan was established in 1875 by the American Express Company. Other pension plans by utilities, banks, and manufacturing companies followed shortly thereafter. Almost all the early pension plans were defined benefit plans. However, in recent years, companies have begun moving away from defined benefit plans as the plans have become more expensive to fund and as retirees have begun to live longer. In their place has come a growth in defined contribution plans. As a result of this shift, there are now about 30,000 defined benefit plans, compared to the all-time high of 112,000 in 1985.<sup>1</sup>

Accounting for defined contribution plans is relatively straightforward. Because the risk for future benefits is borne by the employee, the employer's only cash outflow is the annual contribution to the pension plan fund. Thus periodic pension expense is equal to the amount of promised annual contribution. When a company adopts a defined contribution pension plan, the employer's financial statements should disclose the existence of the plan, the employee groups covered, the basis for determining contributions, and any significant matters affecting comparability from period to period (such as amendments increasing the annual contribution percentage).

On the other hand, accounting for defined benefit plans is much more complex. In these plans, the pension benefits to be received in the future are affected by uncertain variables such as turnover, mortality, length of employee service, compensation levels, and earnings on the pension fund assets. In defined benefit plans, the risks are borne by employers, because they must make large enough contributions to meet the pension benefits promised. As a result, the amount of periodic pension expense incurred might not be equal to the cash contributed to the plan.

This issue took on added prominence in the early 2000s. The combination of poor equity markets and low interest rates severely reduced the investment returns of pension plans, causing deterioration in their funded status as pension assets dropped in value while pension obligations remained the same or even increased. Up to 2004, companies were required to fund their plans by a formula that resulted in a cost of up to 120 percent of the weighted average of the 30-year Treasury bond yield. The Treasury Department discontinued this bond in 2001, causing a sharp drop in the bond's interest rate and artificially inflating pension liabilities. Subsequently, about 20 percent of companies with DBPPs either froze or canceled their plans from 2001 through 2003 because of the costs.<sup>2</sup>

In 2004, congressional legislation replaced the Treasury bond index with another index linked to the yield on corporate bonds for a two-year period. During those two years, Congress was to decide whether the new measure should be made permanent or be replaced by another. The subsequent enactment of the Pension Protection Act of 2006 (discussed later in the chapter) allows long-term funding of underfunded plans by providing a new interest rate assumption based

1. Defined Benefit and Contribution Plans in the United States, Clarus Associates, <http://clarusassociates.com/pdf/Financial%20Literacy.pdf>.

2. Jim Abrams, Associated Press, "House OKs Short-Term Pension Crisis Plan," <http://www.apnewsarchive.com/2003/House-OKs-Short-Term-Pension-Crisis-Plan/id-3abd330ba1e5f0fca2aca792b5b09f8a> (October 9, 2003).

on a modified yield curve formula.<sup>3</sup> The 2008 credit crisis and stock market crash further exacerbated the problem. The *Wall Street Journal* reported that pension plans at S&P 500 companies suffered large losses during the year, thereby requiring corporations to make large unplanned cash contributions to fund their plans.<sup>4</sup>

In 2006, Congress passed and President Bush signed the Pension Protection Act of 2006. This legislation requires companies who have underfunded their pension plans to pay higher premiums to the Pension Benefit Guarantee Corporation (discussed later in the chapter) and extends the requirement of providing extra funding to the pension systems of companies that terminate their pension plans. It also requires companies to analyze their pension plans' obligations more accurately, closes loopholes that previously allowed some companies to underfund their plans by skipping payments, and raises the cap on the amount employers are allowed to invest in their own plans.

Because the future pension benefits are affected by uncertain variables and government actions such as the Pension Protection Act of 2006, employers hire actuaries to help determine the amount of periodic contributions necessary to satisfy future requirements. The actuary takes into consideration the future benefits promised and the characteristics of the employee group (such as age and sex). The actuary then makes assumptions about such factors as employee turnover, future salary levels, and the earnings rate on the funds invested and then arrives at the present value of the expected benefits to be received in the future. The employer then determines the funding pattern necessary to satisfy the future obligation.

The employer's actuarial funding method may be either a cost approach or a benefit approach. A *cost approach* estimates the total retirement benefits to be paid in the future and then determines the equal annual payment that will be necessary to fund those benefits. The annual payment necessary is adjusted for the amount of interest assumed to be earned by funds contributed to the plan.

A *benefit approach* determines the amount of pension benefits earned by employee service to date and then estimates the present value of those benefits. Two benefit approaches may be used: the accumulated benefits approach or the benefits/years of service approach. The major difference between these two methods is that under the *accumulated benefits approach*, the annual pension cost and liability are based on existing salary levels, whereas under the *benefits/years of service approach* (also called the *projected unit credit method*), the annual pension cost and liability are based on the estimated final pay at retirement. The liability for pension benefits under the accumulated benefits approach is termed the *accumulated benefits obligation*. The liability computed under the benefits/years of service approach is termed the *projected benefit obligation*.

Even though the actuarial funding approaches have been defined, accounting for the cost of pension plans has caused a great deal of controversy over the years, and several authoritative pronouncements have been issued. In the following sections, we trace the evolution of pension accounting standards.

3. U.S. Chamber of Commerce, "Defined Benefit Pension Plans," <http://www.uschamger.com/issues/index/retirementpension/definedpension.htm>.

4. M. Andrejczak, "Stock Losses Take Heavy Toll on Pension Plans," *MarketWatch, Wall Street Journal* (Oct. 22, 2008), <http://www.marketwatch.com/story/stock-market-losses-take-heavy-toll-on-pension-plans>.

## Historical Perspective

---

The rapidly increasing number of pension plans adopted by companies immediately after World War II caused accountants to question the treatment of accounting for pension costs. A major concern was that many new pension plans gave employees credit for their years of service before the plan was adopted. The point at issue was the most appropriate treatment of costs associated with this past service. In *Accounting Research Bulletin No. 47*, "Accounting for Costs of Pension Plans" (superseded), the Committee on Accounting Procedure expressed its preference that costs based on current and future service be systematically accrued during the expected period of active service of the covered employees and that costs based on past services be charged off over some reasonable period. The allocation of past service cost was to be made on a systematic and rational basis and was not to cause distortion of the operating results in any one year.

Later, the Accounting Principles Board (APB) observed that despite the recommendations of *ARB No. 47*, accounting for the cost of pension plans was inconsistent from year to year, both among companies and within a single company. Sometimes the cost charged to operations was equal to the amount paid into the fund during a given year; at other times, no actual funding occurred. Moreover, the amortization of past service cost ranged up to 40 years.

Accounting inconsistencies and the growing importance of pension plan costs prompted the APB to authorize *Accounting Research Study No. 8*, "Accounting for the Cost of Pension Plans." This study was published in 1965, and, after careful examination of its recommendations, the APB issued *Opinion No. 8*, "Accounting for the Cost of Pension Plans" (superseded), in 1966. Because the conclusions of the APB were generally similar to those of the research study, we review only the opinion here.

### **APB Opinion No. 8**

*APB Opinion No. 8* identified basic problems associated with accounting for the cost of DBPPs as (1) measuring the total amount of costs associated with a pension plan, (2) allocating the total pension costs to the proper accounting periods, (3) providing the cash to fund the pension plan, and (4) disclosing the significant aspects of the pension plan on the financial statements.

The APB's conclusions concerning these questions were based to a large extent on two basic beliefs or assumptions. First, the Board believed that most companies will continue the benefits called for in a pension plan even if the plan is not fully funded year to year. Therefore the cost should be recognized annually whether or not the plan is funded. Second, the Board adopted the view that the cost of all past service should be charged against income after the adoption or amendment of a plan and that no portion of such cost should be charged directly to retained earnings. In *APB Opinion No. 8*, several issues were addressed, and various terms were introduced. In the following paragraphs we examine these issues and terms as originally defined by the APB. However, it should be noted that subsequent pronouncements have modified these definitions and/or changed the terminology.

### **Normal Cost**

The current expense provision of pension cost was termed *normal cost* in *APB Opinion No. 8*. This was the amount required to be expensed each year, based on

the current number of employees and the actuarial cost method being used. As noted earlier, the actuarial cost method must take into consideration such factors as employee turnover, mortality, and the treatment of actuarial gains and losses. However, the APB did not specify which actuarial cost method to use.

### **Past Service Cost**

When a pension plan is adopted, the employees are usually given credit for previous years of service. These benefits were referred to as *past service cost* and were to be charged to expense in current and future periods. Past service cost was calculated by determining the present value of the amount of future benefits accruing to the current employee group. Before *APB Opinion No. 8* was issued, many companies charged past service costs against retained earnings as prior period adjustments. This policy was based on the theory that the benefits of employee service had been obtained in prior periods; therefore, the cost associated with those benefits should be charged to previous periods. *APB Opinion No. 8* eliminated this treatment of past service costs, and later pronouncements concurred.

### **Prior Service Cost**

Prior service costs were pension costs assigned to years preceding the date of a particular actuarial valuation. Prior service cost arose as a result of an amendment to the original pension agreement or changes in the actuarial assumptions of the pension plan. When the pension agreement is amended or the underlying assumptions change, it becomes necessary to recalculate the expected future benefits accruing to the current employee group. This calculation is similar to the determination of past service cost.

### **Actuarial Gains and Losses**

The pension cost for any period is based on several assumptions. These assumptions often do not coincide with actual results. It is therefore necessary to make periodic adjustments so that actual experience is recognized in the recorded amount of pension expense. Under *APB Opinion No. 8*, periodic pension expense included normal cost and amortization of past and prior service costs. These costs were estimated based on actuarial assumptions. If in a subsequent period, the actuary revised his or her assumptions based on new information, a periodic adjustment would be required. *APB Opinion No. 8* termed the deviations between the actuarial assumptions and subsequent changes in assumptions due to actual experience *actuarial gains and losses*.

The amount of any actuarial gain or loss was to be recognized over current and future periods by one of two acceptable methods:

1. *Spreading*. The net actuarial gains and losses were applied to current and future costs through an adjustment to either normal cost or past service cost each year.
2. *Averaging*. An average of the sum of previously expensed annual actuarial gains and losses and expected future actuarial gains and losses was applied to normal cost.

### **Basic Accounting Method**

Before *APB Opinion No. 8* was issued, the Board could not completely agree on the most appropriate measure of cost to be included in each period. Consequently, it

was decided that annual cost (expense) should be measured by an acceptable actuarial cost method, consistently applied, that produces an amount between a specified minimum and maximum. (In this context, an acceptable actuarial cost method should be rational and systematic and should be consistently applied so that the cost is reasonably stable from year to year.)

The minimum annual provision for pension cost could not be less than the total of

1. Normal cost (cost associated with the years after the date of adoption or amendment of the plan)
2. An amount equivalent to interest on any unfunded past or prior service cost
3. If indicated, a provision for vested benefits (benefits that are not contingent on the employee continuing in the service of the company)

The maximum annual provision for pension cost could not be more than the total of

1. Normal cost
2. Ten percent of the past service cost (until fully amortized)
3. Ten percent of the amounts of any increase or decrease in prior service cost arising from amendments of the plan (until fully amortized)
4. Interest equivalents on the difference between pension costs and amounts funded

The Board's disagreement over the measurement of annual cost revolved around two differing viewpoints regarding the nature of pension cost. One view held that pensions are a means of promoting efficiency by (1) providing for the systematic retirement of older people and (2) fulfilling a social obligation expected of a business enterprise. Accordingly, pension costs are associated with the plan itself rather than specific employees and the amount of pension expense is the amount that must be contributed annually to keep the plan in existence indefinitely. The alternative view was that pensions are a form of supplement benefit to the current employee group, so that the amount of pension expense in any period is related to specific employees. This view is rooted in labor economics and is based on the theory that employees contract for wages based on their marginal revenue product. Thus a pension represents payments during retirement of deferred wages that were earned during each year of employment, and the amount of pension expense is established by determining the benefits expected to become payable to specific employees in the future. Under either view, annual pension expense would include normal costs. However, only the second view would include past and prior service costs in the determination of annual pension cost.

By requiring the specified minimum and maximum provisions, *APB Opinion No. 8* did narrow the range of practices previously employed in determining the annual provision of pension cost. However, it should be noted that these minimum and maximum provisions were arbitrarily determined. Thus the only theoretical justification for their use was a higher degree of uniformity. In addition, the Board decided that only the difference between the amount charged against income and the amount funded should be shown in the balance sheet as accrued or prepaid pension cost. The unamortized and unfunded past and prior service cost was not



considered to be a liability by the Board and was not required to be disclosed on the balance sheet. This decision caused a great deal of controversy and resulted in many debates among accountants over the proper amount of future pension costs to be disclosed on financial statements.

## The Pension Liability Issue

In 1981, the FASB proposed a significant change in the method to account for pension cost. The Board enumerated several reasons for this proposed change. First, the number of pension plans had grown enormously since the issuance of *APB Opinion No. 8* in 1966. A research study performed by the then–Big Eight accounting firm Coopers & Lybrand indicated that there were 500,000 private pension plans in the United States in 1979, and that total plan assets exceeded \$320 billion. Also affecting pension plans were significant changes in laws, regulations, and economic factors, not the least of which was double-digit inflation.

Second, the Board contended that pension information was inadequate, despite the increased disclosures mandated by *SFAS No. 36* (discussed later in the chapter). Finally, the flexibility of permitted actuarial methods resulted in a lack of comparability among reporting companies, according to some financial statement users.

The basic issues involved in the FASB's proposal, titled "Preliminary Views," were as follows:

1. Over what period should the cost of pensions be recognized? In 1981, pension costs could be recognized over a period of 30 to 40 years, which is generally longer than the current workforce is expected to continue working.
2. How should pension costs be spread among or allocated to the individual periods? The basic question here was whether the practice of choosing among a variety of acceptable costs and funding methods met the needs of users of financial statements.
3. Should information about the status of pensions be included in the statement of changes in financial position? This was undoubtedly the most controversial of the issues considered.

The positions taken in the FASB's "Preliminary Views" would have required an employer sponsoring a defined benefit pension plan to recognize a net pension liability (or asset) on its balance sheet. This disclosure would have comprised the following three components: *the pension benefit obligation less the plan's net assets available for benefits plus or minus a measurement valuation allowance*. This calculation of pension cost coincides with the view that pension expense should be recognized in the period in which the employees render their services. This view is consistent with the matching principle.

One organization that opposed the position of the "Preliminary View" was the AICPA task force on pension plans and pension costs. This group's opposition was expressed in several general areas:

1. The amounts involved did not meet the definition of assets or liabilities under *SFAC No. 3* (now *SFAC No. 6*).
2. A pension arrangement is essentially an executory contract that under existing GAAP is accounted for only as the covered services are performed.

3. Too much subjectivity is involved in determining the amount of the net pension liability—that is, the number is too soft to be reported in basic financial statements.
4. The FASB had not demonstrated the need to amend *APB Opinion No. 8* extensively.

Despite this opposition, the FASB remained steadfast in its determination to change previous pension accounting methods. Under the method originally advocated in “Preliminary Views,” the pension benefit obligation would have comprised an accrual for benefits earned by the employees but not yet paid, including prior service credits granted when a plan is initiated or amended. The obligation would include both vested and nonvested benefits and would be measured based on estimates of future compensation levels.

The proposed measure of the pension benefit obligation was called the *actuarial present value of accumulated benefits with salary progression*. As a result, the proposed method would have required a forecast of salary growth for pension plans that defines benefits in terms of an employee’s future salary. Because most sponsors use financial pay plans, the salary growth assumption would result in pension benefit obligations larger than those previously being reported.

On the other hand, if plan assets exceeded the benefit obligation, a company would report a net pension asset on its balance sheet. The plan’s investment assets available for benefits would be measured at fair value, consistent with *SFAS No. 35*, “Accounting and Reporting for Defined Benefit Pension Plans.”<sup>5</sup>

The third component of the net pension liability was to be the measurement valuation allowance. This component was intended to reduce the volatility of the net pension liability inherent in the prediction of events, such as future changes in the pension benefit obligation and the plan assets, due to experience gains and losses or changes in actuarial assumptions.

Under “Preliminary Views,” the amount of annual pension expense that an employer would recognize would have been the sum of four factors:

1. The increase in the pension benefit obligation attributable to employee service during the period (conceptually similar to “normal cost”).
2. The increase in the pension benefit obligation attributable to the accrual of interest on the obligation (because the obligation is the discounted present value of estimated future payments).
3. The increase in plan assets resulting from earnings on the assets at the assumed rate (reducing the periodic pension expense).
4. The amortization of the measurement valuation allowance, which can either increase or decrease the pension expense. Actuarial gains or losses would be included in the measurement of the valuation allowance.

### **SFAS No. 87**

After deliberating the issues addressed in “Preliminary Views” for several years, the FASB reached a consensus in 1985 and issued *SFAS No. 87*, “Employers’

5. In 1980 the FASB issued *SFAS No. 35*, which required companies to disclose the actuarial present value of accumulated plan benefits and the pension plan assets available for those benefits. This pronouncement was later superseded by *SFAS No. 87*.

Accounting for Pensions” (see FASB ASC 715). This release was the product of compromises and resulted in several differences from the FASB’s original position expressed in “Preliminary Views.” *SFAS No. 87* maintained that pension information should be prepared on the accrual basis and retained three fundamental aspects of past pension accounting: delaying recognition of certain events, reporting net cost, and offsetting assets and liabilities.

The delayed-recognition feature results in systematic recognition of changes in the pension obligation (such as plan amendments). It also results in changes in the values of assets set aside to meet those obligations.

The net cost feature results in reporting, as a single amount, the recognized consequences of the events that affected the pension plan. Three items are aggregated to arrive at this amount: (1) the annual cost of the benefits promised, (2) the interest cost resulting from the deferred payment of those benefits, and (3) the result of investing the pension assets.

*Offsetting* means that the value of the assets contributed to a pension plan and the liabilities recognized as pension cost in previous periods are disclosed as a single net amount in the employer’s financial statements.

The FASB members expressed the view that the understandability, comparability, and usefulness of pension information would be improved by narrowing the range of methods available for allocating the cost of an employee’s pension to individual periods of service. The Board also stated that the pension plan’s benefit formula provides the most relevant and reliable indicator of how pension costs and pension benefits are incurred. Therefore *SFAS No. 87* required three changes in previous pension accounting:

1. A standardized method of measuring net pension cost. The Board indicated that requiring all companies with defined benefit plans to measure net period pension cost, taking into consideration the plan formula and the service period, would improve comparability and understandability.
2. Immediate recognition of a pension liability when the accumulated benefit obligation exceeds the fair value of the pension assets. The accumulated benefit obligation is calculated using present salary levels. Because salary levels generally rise, the amount of the unfunded accumulated benefit obligation represents a conservative floor for the present obligation for future benefits already earned by the employees.
3. Expanded disclosures intended to provide more complete and current information than can be practically incorporated into the financial statements at this time.

## **Pension Cost**

Under the guidelines of FASB ASC 715, the components of net pension cost reflect different aspects of the benefits earned by employees and the method of financing those benefits by the employer. The following components are required to be included in the net pension cost recognized by an employer sponsoring a defined benefit pension plan:

1. Service cost
2. Interest cost
3. Return on plan assets

4. Amortization of unrecognized prior service cost
5. Amortization of gains and losses
6. Amortization of the unrecognized net obligation or unrecognized net asset at the date of the initial application of *SFAS No. 87* (the transition amount)

The *service cost* component is the actuarial present value of the benefits attributed by the pension formula to employee service for that period. This requirement means that one of the benefit approaches discussed earlier must be used as the basis for assigning pension cost to an accounting period. It also means that the benefits/years of service approach should be used to calculate pension cost for all plans that use this benefit approach in calculating earned pension benefits. The FASB position is that the terms of the agreement should form the basis for recording the expense and obligation, and the plan's benefit formula is the best measure of the amount of cost incurred each period. The discount rate to be used in calculating service cost is the rate at which the pension benefits could be settled, such as by purchasing annuity contracts from an insurance company. This rate is termed the *settlement-basis discount rate*.

The *interest cost* component is the increase in the projected benefit obligation owing to the passage of time. Recall that the pension liability is calculated on a discounted basis and accrues interest each year. The interest cost component is determined by accruing interest on the previous year's pension liability at the settlement-basis discount rate.

The *return on plan assets* component is the difference between the fair value of these assets from the beginning to the end of the period, adjusted for contributions, benefits, and payments. That is, the interest and dividends earned on the funds actually contributed to the pension fund, combined with changes in the market value of invested assets, will reduce the amount of net pension cost for the period. *SFAS No. 87* allows the use of either the actual return or the expected return on plan assets when calculating this component of pension expense.

*Prior service cost* is the total cost of retroactive benefits at the date the pension plan is initiated or amended. Prior service cost is assigned to the expected remaining service period of each employee who is expected to receive benefits. (As a practical matter, the FASB allows for a simplified method of assigning this cost to future periods; the company may assign this cost on a straight-line basis over the average remaining service life of its active employees.)

*Gains and losses* include *actuarial gains and losses* or *experience gains and losses*. Actuarial gains and losses occur when the actuary changes assumptions, resulting in a change in the projected benefit obligation. For example, if the actuary increases the discount rate, the beginning projected benefit obligation is reduced. This means that prior expense recognition for interest, service cost, and prior service cost was overstated. Thus the amount of the change in the beginning projected benefit obligation is an actuarial gain. Experience gains and losses occur when net pension cost includes the expected, rather than the actual, return on plan assets. The expected return presumes that plan assets will grow to a particular amount by the end of the period. If, for example, the actual return is greater than expected, future pension costs will be defrayed further and an experience gain takes place.

The FASB ASC 715 guidelines contain a minimum requirement for the recognition of these gains and losses. At a minimum, the amount of gain or loss to be amortized in a given period is the amount by which the cumulative unamortized

gains and losses exceed what the pronouncement termed the *corridor*. The corridor is defined as 10 percent of the greater of the projected benefit obligation or market value of the plan assets. The excess, if any, is divided by the average remaining service period of employees who are expected to receive benefits. The rationale using the corridor approach is that typically these gains and losses are random errors and should have an expected value of zero. That is, over time, actuarial gains and losses should offset each other. Only extreme values are required to be recognized. The corridor procedure is similar to statistical procedures that are designed to identify outliers.

*SFAS No. 87* required significant changes in pension accounting from what was previously required in *APB Opinion No. 8*. As a result, the Board decided to allow a relatively long transition period. Most companies were not required to follow the provisions of *SFAS No. 87* until the 1987 calendar year. In addition, the minimum liability provision (discussed in the next section) was not required to be reported until calendar year 1989. Because these changes were so significant, an *unrecognized net obligation* or *unrecognized net asset* often resulted when changing to the new reporting requirements. Therefore, the provisions of *SFAS No. 87* required companies to determine, on the date the provisions of this statement were first applied, the amount of the projected benefit obligation and the fair value of the plan assets. This resulted in either an unrecognized net obligation or an unrecognized net asset. This amount, termed the *transition amount*, was to be amortized on a straight-line basis over the average remaining service period of employees expecting to receive benefits.

### **Minimum Liability Recognition**

Unlike other expenses that are recognized in the income statement, periodic pension cost is not tied to changes in balance sheet accounts. The FASB ASC 715 guidelines require amortization of prior service cost, gains and losses, and the transition amount, but the unamortized amounts for these items are not recorded. Hence, the *funded status* of the plan (the difference between the projected benefit obligation and the fair value of plan assets) is not recognized in the accounting records. Recall that the FASB's original position on this issue, expressed in "Preliminary Views," was that a liability exists when the projected benefit obligation exceeds the plan assets (i.e., the plan is underfunded) or that an asset exists when the reverse is true. Because agreement on this issue could not be reached, the Board developed a compromise position that requires recognition of a liability, termed the *minimum liability*, when the accumulated benefit obligation exceeds the fair value of the plan assets. Thus, even though future salary levels are used to calculate pension expense, the liability reported on the balance sheet need take into consideration only present salary levels. The result is that the balance sheet and income statements are not articulated, a condition that is contrary to the conceptual framework.

The portion of the underfunded pension obligation that is not already recognized in the accounting records occurs because the company has unamortized prior service cost or unamortized gains and losses. Because the minimum liability is based on current salary levels and is therefore likely to be less than the underfunded projected benefit obligation, total unamortized prior service cost and unamortized gains and losses are likely to exceed the amount needed to increase the pension liability to the minimum required. The FASB ASC 715 guidelines require that when an additional liability is recognized to meet the

minimum liability requirement, the offsetting debit is to be allocated first to an intangible asset for the unamortized prior service cost. The remainder, if any, is due to unamortized net losses and is reported as an element of other comprehensive income. The minimum liability is reassessed at the end of each accounting period, and necessary adjustments are made directly to the intangible asset or stockholders' equity.

## Disclosures

The FASB ASC 715 guidelines require employers to disclose information beyond that previously required. Perhaps the most significant of these added disclosures are the components of net pension cost and the funding status of the plan. Specifically, employers sponsoring defined benefit plans must disclose the following information:

1. A description of the plan, including employee groups covered, type of benefit formula, funding policy, types of assets held, significant nonbenefit liabilities (if any), and the nature and effect of significant matters affecting comparability of information for all periods presented
2. The amount of net periodic pension cost for the period, showing separately the service cost component, the interest cost component, the actual return on assets for the period, and the net total of other components
3. A schedule reconciling the funded status of the plan with amounts reported in the employer's statement of financial position, showing separately
  - a. The fair value of plan assets
  - b. The projected benefit obligation identifying the accumulated benefit obligation and the vested benefit obligation
  - c. The amount of unrecognized prior service cost
  - d. The amount of unrecognized prior net gain or loss
  - e. The amount of any remaining unrecognized transition amount
  - f. The amount of any additional liability recognized
  - g. The amount of net pension asset or liability recognized in the statement of financial positions (the net result of combining the preceding six items)
  - h. The weighted average assumed discount rate and the weighted average expected long-term rate of return on plan assets

The annual pension cost reported by corporations under the FASB ASC 715 guidelines will usually be different from the cost previously disclosed under the provisions of *APB Opinion No. 8*. The magnitude of these differences depends on such factors as the pension plan's benefit formula, employees' remaining service periods, investment returns, and prior accounting and funding policies. Companies that have underfunded pension plans with a relatively short future employee service period may be required to report significantly higher pension expense.

When *SFAS No. 87* was released, the Board stated that the pronouncement was a continuation of its evolutionary search for more meaningful and more useful pension accounting information. The Board also stated that while it believes that the conclusions it reached are a worthwhile and significant step in that direction, these conclusions are not likely to be the final step in the evolution.

## **SFAS No. 87: Theoretical Issues**

The issuance of *SFAS No. 87* (see FASB ASC 715) might have created as many issues as it resolved. Criticism of the pronouncement has been directed at the projected benefits approach, use of the settlement rate to discount projected benefits, allowing alternative measures of return, and the minimum liability requirement.

### **Projected Benefits Approach**

When the benefit formula uses future salary levels, the FASB ASC 715 guidelines require that service cost and the employer's present obligation for future benefits earned to date be measured using projected future salary levels. This measurement can be defended on the basis that employees contract for retirement benefits. These benefits are earned while the employee works; thus, matching would dictate that they be an accrued expense. Also, the projected benefit obligation represents a present obligation to pay the future benefits that employees have already earned. Thus the projected benefit obligation qualifies as a liability under *SFAC No. 6*.

Critics contend that the projected obligation implies that the benefits earned to date will be paid. This is true only for employees who have vested benefits or who will remain employees until the benefits do vest. Some feel that only vested benefits should be considered a present liability, because vested benefits are the only portion that the company has a present legal obligation to pay if the plan were terminated. Others feel that the accumulated benefits approach provides the more appropriate measure, because it is a conservative estimate of the present obligation for future benefits and would be the amount that the employer would set aside if the plan were terminated and the employer wanted to provide for all employees who were vested and might vest in the future. Moreover, the accumulated benefits approach does not require subjective projections of future salary levels. At the other extreme, some feel that the projected benefits approach understates the present liability, because it does not take into consideration projected years of service.

### **The Settlement Rate**

The FASB ASC 715 guidelines require that the actuarially determined projected benefit obligation be calculated using a discount rate at which the plan could be effectively settled. For example, the rate at which the company could currently obtain an annuity contract to provide the projected future benefits would be an appropriate settlement rate. The FASB felt that the actuary's rate should not be affected by the return expected on funded assets. The projected benefit obligation is a liability. The discount rate selected is chosen to measure the liability and has nothing to do with how the assets that are set aside to satisfy that liability are invested.

Opponents argue that the settlement rate is a short-term current rate and that the pension obligation is not going to be settled currently; rather, it is a long-term phenomenon. The settlement rates fluctuate from period to period, resulting in volatile measures of the projected benefit obligation, service cost, and interest. Some agree with the FASB that the discount rate used need not be the expected return on plan assets but argue that it should be based on a more long-run measure of typical pension fund asset returns over time. Others contend that the fund provides the means by which the company will settle the pension obligation, and thus the return on the plan assets is the relevant rate at which to discount projected benefits.



### Return on Plan Assets

The FASB ASC 715 guidelines require that net pension cost include the actual return, or that the actual return be adjusted to the expected return. Allowing these two alternatives represents a compromise. The FASB favors including the actual return. For the most part, the actual return is a realized return. Furthermore, recognition of the actual return is consistent with the comprehensive income concept. Nevertheless, the Board's preference for measuring the return component was criticized, because it would produce volatile measures of pension expense from period to period. The FASB conceded by allowing the expected return to be included, instead using the expected rate of return on plan assets applied to the market-related asset value of the plan assets. The market-related asset value is a long-term measure of asset value. Hence, the expected return should allow the smoothing of net periodic pension cost. At the same time, allowing the minimum amortization of actuarial and experience gains and losses should provide further assurance of a smoother, less volatile periodic pension expense.

### Reporting the Minimum Liability

One aim of the FASB ASC 715 guidelines is to report the net pension obligation on the balance sheet. However, for many companies, reporting the net obligation measured using projected benefits would dramatically affect total liabilities and debt-to-equity ratios. Moreover, some contended that the projected benefit obligation overstates the pension liability because it does not represent the legal liability or the most likely settlement amount. The Board acquiesced to the concerns and opted for a minimum liability measurement based on the more conservative accumulated benefit obligation. This requirement has been superseded by *SFAS No. 158* (see FASB ASC 715), discussed later in the chapter.

If the projected benefit obligation provides the more appropriate measure, then reporting the minimum liability understates liabilities. Furthermore, it is inconsistent with the measurement of periodic pension expense, which is measured using projected benefits. Such an inconsistency perpetuates the criticism regarding pension reporting under *APB Opinion No. 8*, that pension accounting is contrary to the fundamental notion that the financial statements should be articulated. Empirical research has demonstrated that pension obligations are considered liabilities, but to date there is no conclusive evidence that the market perceives one method of measuring the obligation or pension expense to be better than another.<sup>6</sup>

### Accounting for the Pension Fund

---

Until 1980, accounting practice often relied on the actuary's funding and cash-flow considerations for measuring pension costs and accumulated pension benefits. At that time, *APB Opinion No. 8* stated that accounting for pension expense and related liabilities was separate and distinct from actuarial costing for funding purposes. However, according to *SFAS No. 35*, "Accounting and Reporting by Defined Benefit Pension Plans" (see FASB ASC 960), the status of plans for

6. See, for example, W. Landsman, "An Empirical Investigation of Pension Fund Property Rights," *Accounting Review* (October 1986): 662–691; and D. S. Dhaliwal, "Measurement of Financial Leverage in the Presence of Unfunded Pension Obligations," *The Accounting Review* (October 1986): 651–661.



financial reporting purposes is to be determined by actuarial methodology designed not for funding purposes but rather for financial reporting purposes.

Neither the FASB nor its predecessors had issued authoritative accounting standards specifically applicable to pension plans. Therefore the financial reporting by those plans varied widely. FASB ASC 960 establishes accounting and reporting standards designed to correct this shortcoming.

The primary objective of the FASB ASC 960 guidelines is to provide financial information that is useful in assessing a pension plan's current and future ability to pay benefits when due. In attempting to accomplish this objective, the FASB ASC 960 guidelines require that pension plan financial statements include four basic categories of information:

1. Net assets available for benefits
2. Changes in net assets during the reporting period
3. The actuarial present value of accumulated plan benefits
4. The significant effects of factors such as plan amendments and changes in actuarial assumptions on the year-to-year change in the actuarial present value of accumulated plan benefits

Information about net assets must be available for plan benefits at the end of the plan year and must be prepared using the accrual basis of accounting.

The FASB ASC 960 guidelines also set standards for information regarding participants' accumulated plan benefits. Accumulated plan benefits are defined as future benefit payments attributable under the plan's provisions to employees' service rendered to date. Information about accumulated benefits may be presented at either the beginning or the end of the plan year. Accumulated plan benefits are to be measured at their actuarial present value, based primarily on history of pay and service and other appropriate factors.

## **The Employee Retirement Income Security Act**

---

During the 1960s, several large DBPPs collapsed, leaving thousands of workers without pensions. For example, when the Studebaker Corporation closed its automobile manufacturing plants in 1963, 7,000 workers lost virtually all of their retirement benefits. Subsequently, in 1974, Congress passed the Employee Retirement Income Security Act (ERISA), also known as the Pension Reform Act of 1974. The basic goals of this legislation were to create standards for the operation of pension funds and to correct abuses in the handling of pension funds. ERISA does not require employers to establish pension plans, and it generally does not require that pension plans provide a minimum level of benefits. Instead, it regulates the operation of a pension plan once it has been established by establishing guidelines for employee participation in pension plans, vesting provisions, minimum funding requirements, financial statement disclosure of pension plans, and the administration of the pension plan.

One of the major provisions of ERISA was the creation of the Pension Benefit Guarantee Corporation (PBGC). The PBGC is an independent agency of the United States government to encourage the continuation and maintenance of voluntary private DBPPs, provide timely and uninterrupted payment of pension benefits, and keep pension insurance premiums at the lowest level necessary to carry out its operations. The major goal of the PBGC is to pay pension to participants of

failed pension plans. This is accomplished through an insurance program. The PBGC is not funded by general tax revenues. Its funds come from four sources:

- Insurance premiums paid by sponsors of DBPPs
- Assets held by the pension plans it takes over
- Recoveries of unfunded pension liabilities from insolvent pension plan
- Investment income

Shortly after ERISA was enacted, the FASB undertook a study of the impact of ERISA on accounting for pension costs. The conclusions of this study were originally contained in *FASB Interpretation No. 3*, which was superseded by *SFAS No. 87* (see FASB ASC 715). In essence, *FASB Interpretation No. 3* stated that ERISA is concerned with pension funding requirements and that accounting for pension costs was not affected by ERISA. The provisions of FASB ASC 715 are also not affected by ERISA. Accounting standards for pension costs are concerned with periodic expense and liability recognition, whereas the provisions of ERISA are concerned mainly with the funding policies of pension plans.

## Other Postretirement Benefits

---

The issue of other postretirement benefits is addressed in *SFAS No. 106*, “Employers’ Accounting for Postretirement Benefits Other Than Pensions”<sup>7</sup> (see FASB ASC 715). This pronouncement dealt with the accounting for all benefits, other than pension benefits, offered to retired employees; these benefits are commonly referred to as other postretirement benefits (OPRBs). Although its provisions apply to a wide variety of postretirement benefits—such as tuition assistance, day care, legal services, and housing subsidies—the most significant OPRBs are retiree health care benefits and life insurance. Based on the notion that management promises OPRBs in exchange for current services, the Board felt that OPRBs are similar to DBPPs and as such deserve similar treatment. Consequently, the FASB ASC 715 guidelines require that the cost of OPRBs be accrued over the working lives of the employees expected to receive them. However, owing to the controversial nature surrounding measurement and reporting issues related to the employer’s obligation for OPRBs, the Board decided not to require minimum liability balance sheet disclosure.

Although on the surface OPRBs are similar to DBPPs, they have characteristics that necessitate different accounting considerations and that have been the source of considerable controversy:

1. Defined benefit pension payments are determined by formula, whereas the future cash outlays for OPRBs depend on the amount of services, such as medical care, that the employees will eventually receive. Unlike pension plan payments, there is no cap on the amount of benefits to be paid to participants. Hence, the future cash flows associated with OPRBs are much more difficult to predict.
2. Unlike defined pension benefits, additional OPRB benefits cannot be accumulated by employees’ OPRBs with each year of service.

7. Financial Accounting Standards Board, *Statement of Financial Accounting Standards No. 106*, “Employers’ Accounting for Postretirement Benefits Other Than Pensions” (Stamford, CT: FASB, 1990).

3. OPRBs do not vest. That is, employees who leave have no further claim to future benefits. Employees have no statutory right to vested health care benefits. Defined benefits are covered by stringent minimum vesting, participation, and funding standards, and they are insured by the Pension Benefit Guaranty Corporation under ERISA. Health and other OPRBs are explicitly excluded from ERISA.

The FASB ASC 715 guidelines stipulate that periodic postretirement benefit expenses comprise the same six components as pension expense. Nevertheless, there are measurement differences owing to the foregoing differences between the characteristics of OPRBs and those of DBPPs. The determination of the return on assets and the amortization of gains and losses for OPRBs and DBPPs are the same. We concentrate on those components that are treated differently.

## Service Cost

The service cost component of net periodic pension cost is that portion of the ending projected benefit obligation attributable to employee service during the current period. The basis for computing OPRB *service cost* is the *expected postretirement benefit obligation* (EPBO), which is defined as the actuarial present value of the total benefits expected to be paid assuming full eligibility is achieved.<sup>8</sup> Measurements included in the calculation of the EPBO include estimated effects of medical cost, inflation, and the impact of technological advancements and future delivery patterns. The service cost component for OPRBs is the ratable portion of the EPBO attributable to employee service in the current period.

## Interest

*Interest* is calculated by applying the discount rate by the *accumulated postretirement benefit obligation* (APBO). The APBO is that portion of the EPBO attributable to employee service rendered to the measurement date. Once the employee is fully eligible to receive OPRB benefits, the APBO and the EPBO are equivalent.

## Amortization of Prior Service Costs

For OPRBs, *prior service cost* is the increase in the APBO attributed to an increase in benefits to employee service rendered in prior periods. *SFAS No. 106* required that prior service cost be recognized over the life expectancy of the employees when most participants are fully eligible to receive benefits. If employees are not fully eligible, prior service cost is amortized to the date of full eligibility. OPRB gains on decreases in benefits are required to be offset against both unrecognized prior service cost and unrecognized transition obligations.

## Amortization of the Transition Obligation

The transition obligation for other postretirement benefits is the difference between the APBO and the fair value of funded OPRB assets. The transition amount may be recognized immediately, or it may be amortized over the average remaining service lives of active participants. The employer may elect a minimum amortization period

8. FASB ASC 715-60-35-09.

of 20 years. The amount of amortization allowed is constrained. The cumulative expense recognized as a result of electing to defer recognition of the transition amount may not exceed the cumulative expense that would occur on a pay-as-you-go basis.

## Disclosure

The FASB ASC 715 guidelines require the disclosure of plan details, including the funding policy and amounts and types of funded assets, the components of net periodic cost, and a reconciliation of the funded status of the plan with amounts reported in the statement of financial position. Recognizing the sensitivity of the assumptions used to measure OPRB costs, the FASB ASC 715 guidelines also require disclosure of the following information:

1. The assumed health care cost trend rates used to measure the EPBO
2. The effects of a one-percentage-point increase in the assumed health care cost trend rates

## Postemployment Benefits

In addition to postretirement benefits, employers often provide benefits to employees who are inactive owing to, for example, a layoff or disability, but not retired. *SFAS No. 112*, “Employers’ Accounting for Postemployment Benefits” (see FASB ASC 712), indicated that these benefits are compensation for services rendered and as such should be accounted for as a contingency under the provisions of *SFAS No. 5*, “Accounting for Contingencies” (see FASB ASC 450). Hence, a loss contingency should be accrued when the payment of postemployment benefits is probable, the amount of the loss contingency can be reasonably estimated, the employer’s obligation is attributable to employee services already rendered, and the employee’s rights to postemployment benefits vest or accumulate.

## **SFAS No. 132**

---

*SFAS No. 132*, “Employers’ Disclosures about Pensions and Other Postretirement Benefits—An Amendment of FASB *Statements No. 87, 88, and 106*” (see FASB ASC 715-20-50), standardizes the disclosure requirements for pensions and other postretirement benefits, requires the disclosure of additional information on changes in the benefit obligation and fair value of plan assets in order to facilitate financial analysis, and eliminates certain other disclosure requirements contained in *SFAS Nos. 87, 88, and 106*. The benefits to financial statement users include the disclosure of disaggregated information on the six components of periodic pension cost and other postretirement benefits and information on changes in the projected benefit obligation and plan assets. The statement suggests a combined format for the presentation of both pensions and other postretirement benefits.

## **SFAS No. 158**

---

In 2005 the FASB, in conjunction with the IASB, added a two-phase review of accounting for pension plans to its agenda. The objective of the first phase was to address the fact that information about the financial status of a company’s DBPPs and OPBPs is reported in the notes to the financial statements but not in the

balance sheet. The second phase of the project, which is to begin after completing the first phase, will comprehensively address a broad range of financial accounting and reporting issues in the area of postretirement benefits.

The FASB's Phase One review revealed that existing standards on employers' accounting for DBPPs and OPRPs failed to communicate the funded status of those plans in a complete and understandable way. That is, the assets and liabilities of DBPPs and OPBPs were not disclosed on the benefit provider's balance sheet and were reported only in the footnotes. Specifically, current standards allowed an employer to

1. Delay the recognition of events that affected the costs of providing postretirement benefits, such as changes in plan assets and benefit obligations, and recognize a liability that was sometimes significantly less than the underfunded status of the plan.
2. Recognize an asset in its statement of financial position, in some situations, for a plan that was underfunded.
3. GAAP also allowed the deferral of actuarial gains and losses that have the potential to fluctuate significantly. Because the procedures outlined in *SFAS Nos. 87* and *106* were designed to smooth the amounts reported for pension plans, financial statements often reported an asset on the balance sheet, giving the impression the plan was overfunded when in fact a funding deficit was reported in the footnotes. The Board concluded that presenting this information in the footnotes made it more difficult for users of financial statements to assess an employer's financial position and ability to satisfy postretirement benefit obligations.

The FASB's Phase One review of pension accounting resulted in *SFAS No. 158*, "Employers' Accounting for Defined Benefit Pension and Other Postretirement Plans—An Amendment of FASB *Statements No. 87, 88, 106, and 132(R)*" (see FASB ASC 715-20-65). The FASB ASC 715-20-65 guidelines require recognition of the overfunded or underfunded status of a DBPP or OPBP as an asset or liability in a company's statement of financial position and to recognize changes in that funded status in the year in which the changes occur through comprehensive income. That is, a company is required to

1. Recognize the funded status of a benefit plan in its statement of financial position. This amount is to be measured as the difference between plan assets at fair value and the projected benefit obligation
2. Recognize, as a component of other comprehensive income, the net of tax, the gains or losses, and the prior service costs or credits that arise during the period but were not recognized as components of net periodic benefit cost
3. Measure DBPP and OPBP assets and obligations as of the date of the benefit provider's fiscal year-end
4. Disclose in the notes to financial statements additional information about certain effects on net periodic benefit cost for the next fiscal year that arise from delayed recognition of the gains or losses, prior service costs or credits, and transition asset or obligation

These adjustments can result in a reduction of the book value of shareholder equity for many companies that have DBPPs or OPBPs. One study estimated a

total reduction in shareholder equity at December, 31, 2006, of \$217 billion, or approximately 6 percent.<sup>9</sup>

*SFAS No. 158* completed Phase One of FASB's two-stage project. It does not affect the income statement. Phase Two of the project will reconsider all aspects of accounting for DBPPs or OPBPs, including the measurement of plan assets and plan obligations. In Phase Two the FASB is considering requiring companies to disclose the *gross* pension assets and gross liabilities on their balance sheets, whereas *SFAS No. 158* requires only disclosure of the *net* difference on the balance sheet at this time. The FASB is currently monitoring the work of the IASB (discussed below) to determine the next steps on the project.

The combined effects of the accounting standards for retirement benefits are to provide investors with additional information about the future cash flows associated with these retirement benefits. The individual components of periodic pension cost have been found to convey different amounts of information to financial statement users. Service cost, interest cost, and the expected return on plan assets have been found to provide information on a company's sustainable information, whereas the other components of pension cost were not found to provide significant additional information.<sup>10</sup> Similarly, the disclosure of the APBO for other postretirement benefits was found to be negatively correlated with the price of a company's stock.<sup>11</sup>

However, the implementation of the accounting standard for postretirement benefits also has had economic consequences. Before that time, employers accounted for OPRBs on a pay-as-you-go basis, postponing any recognition of expense until the postretirement period. Owing to the magnitude of these expenditures, particularly in light of rising health care costs, requiring firms to change from a cash basis to an accrual basis would have had a major impact on financial reporting. A *Wall Street Journal* article described the new standard for accounting for OPRBs as "one of the most significant changes in accounting ever . . . that could cut corporate profits by hundreds of billions of dollars."<sup>12</sup> Because of the pronouncements, some have argued that these benefit provisions might cause management to curtail or even eliminate OPRBs—and in fact, that is what happened.<sup>13</sup> The reduction or elimination of OPRBs could significantly affect an individual's ability to finance future health and life insurance costs. Ultimately, it could also result in additional costs to the federal government, and therefore to the taxpayer, through increased Medicare payments.

9. Merrill Lynch, Investment Strategy, "Market Impact of Pension Accounting Reform" (Oct. 4, 2006), <http://rsh1.ml.com/9093/24013/ds/59512817.PDF>.

10. M. E. Barth, W. H. Beaver, and W. R. Landsman, "The Market Value Implications of Net Periodic Pension Cost Components," *Journal of Accounting and Economics* (March 1992): 27–62.

11. B. Choi, D. W. Collins, and W. B. Johnson, "Valuation Implications of Reliability Differences: The Case of Non-Pension Postretirement Obligations," *The Accounting Review* (July 1997): 351–383.

12. "FASB Issues Rule Change on Benefits," *Wall Street Journal* (Dec. 29, 1990), A3.

13. See, for example, Daniel C. Hagen, Jeffrey S. Leavitt, Michael K. Blais, and Gina K. Gunning, "New Pension Funding and Accounting Rules Barrage Employers: Credit Agreement and SEC Disclosure Impact," *Jones Day Commentaries* (Oct. 2006), [http://www.jonesday.com/pubs/pubs\\_detail.aspx?pubID=033655bc-09d3-4185-a5f4-005e77d814af&RSS=true](http://www.jonesday.com/pubs/pubs_detail.aspx?pubID=033655bc-09d3-4185-a5f4-005e77d814af&RSS=true).

## Financial Analysis of Pension and Other Postretirement Benefits

---

The major analysis question concerning pensions and other postretirement benefits is whether they have been adequately funded. Several companies, such as US Airways, have faced reorganizations and even bankruptcy because their pension obligations have not been fully funded. Hershey has a defined benefit pension plan and offers another postretirement benefit plan.

Disclosure of the information for pensions under the provisions of *SFAS Nos. 87, 132, and 158* is extracted from the company's footnotes to the fiscal year 2011 financial statements.

We sponsor a number of defined benefit pension plans. Our policy is to fund domestic pension liabilities in accordance with the minimum and maximum limits imposed by the Employee Retirement Income Security Act of 1974 ("ERISA") and federal income tax laws. We fund non-domestic pension liabilities in accordance with laws and regulations applicable to those plans.

We have two post-retirement benefit plans: health care and life insurance. The health care plan is contributory, with participants' contributions adjusted annually. The life insurance plan is non-contributory.

Tootsie Roll also offers a defined benefit pension plan and provides postretirement health care and life insurance benefit plans.

## International Accounting Standards

---

The IASB has issued two standards for retirement benefits: *IAS No. 19, "Retirement Benefit Costs"* and *IAS No. 26, "Accounting and Reporting by Retirement Benefit Plans."*

The objective of *IAS No. 19* is to prescribe the accounting and disclosure for all forms of consideration given by an entity in exchange for service rendered by employees. Consequently, it covers a much wider range of issues than the guidelines contained at FASB ASC 715 and includes such benefits as sabbatical leave, bonuses, and housing allowances. The underlying principle of the standard is that the cost of providing employee benefits should be recognized in the period in which the benefit is earned by the employee, rather than when it is paid or payable. *IAS No. 19*, as amended in 1998, delineates the procedures to account for both defined contribution and defined benefit pension plans. With respect to defined contribution plans, the amount contributed is to be recognized as a current period expense. This treatment is consistent with U.S. GAAP. For defined benefit plans, service cost must be recognized as a current period expense. Past service costs, experience adjustments, the effects of changes in actuarial assumptions, and plan adjustments are generally to be recognized as expenses (or income) in a systematic manner over the remaining working lives of the current employees. The preferred method of determining costs under defined benefit plans is the *accrued benefit valuation method*; however, the *projected benefit valuation method* is an acceptable alternative. This treatment allows for more variation in measuring pension cost than is available under U.S. GAAP, and *IAS No. 19* does not address the minimum liability issue contained in *SFAS No. 87*.



The IASB is currently engaged in a project to amend *IAS No. 19*. In March 2008 it published a discussion paper containing the Board's preliminary views on the subject. After reviewing the responses to that discussion paper, the IASB decided to issue three separate exposure drafts as follows:

1. The appropriate discount rate for measuring employee benefits. *IAS No. 19* requires an entity to determine the rate used to discount employee benefits by reference to market yields on high-quality corporate bonds. The IASB proposal would remove the requirement to use the government bond rate when there is no deep market in high-quality corporate bonds. Instead, an entity would be required to estimate the rate for a high-quality corporate bond using the guidance on determining fair value in *IAS No. 39*.
2. The recognition and presentation of changes in the defined benefit obligation and in plan assets, disclosures, and other issues raised in the comment letters that can be addressed expeditiously.
3. Accounting for contribution-based promises, potentially as part of a comprehensive review of pension accounting.

Later in 2009, the IASB decided that the proposed amendment to discount rate would not be finalized because there was not sufficient support among board members to ratify the amendment.

In April 2010, the IASB published an exposure draft of proposed amendments to *IAS No. 19* to amend the accounting for defined benefit plans such as pensions and postemployment medical care. The exposure draft proposed improvements to the recognition, presentation, and disclosure of defined benefit plans. The exposure draft did not address measurement of defined benefit plans or the accounting for defined contribution plans. Among the amendments proposed to *IAS No. 19* are

- Immediate recognition of all estimated changes in the cost of providing defined benefits and all changes in the value of plan assets. This would eliminate the various methods currently allowed by *IAS No. 19*, including the corridor method, that allows deferral of some gains or losses.
- A new presentation approach that would clearly distinguish between different types of gains and losses arising from defined benefit plans. Specifically, the exposure draft proposed that the following changes in benefit costs should be presented separately:
  - Service cost: in profit or loss
  - Finance cost (i.e., net interest on the net defined benefit liability): as part of finance costs in profit or loss
  - Remeasurement: in other comprehensive income

The effect of presenting these items separately is to remove from *IAS No. 19* the option for entities to recognize in income all changes in defined benefit obligations and in the fair value of plan assets.

In June 2011, after reviewing the comments on the exposure draft, the IASB published an amended *IAS No. 19*. The IASB noted that accounting for employee benefits, particularly pensions and other postretirement benefits, has been a complex and difficult area and that the initial plans for a full review of pension accounting had to be deferred in light of competing priorities, ultimately leaving



the IASB to proceed alone on improving specific aspects of the existing requirements of *IAS No. 19*. Prior to the amendment, *IAS No. 19* permitted choices on how to account for actuarial gains and losses on pensions and similar items, including the corridor approach, which resulted in the deferral of gains and losses. The exposure draft proposed eliminating the use of the corridor approach and instead mandating all remeasurement impacts be recognized in other comprehensive income and had proposed extending these requirements to all long-term employee benefits. The final amendment requires the other comprehensive income presentation changes for pensions only; all other long-term benefits are required to be measured in the same manner as outlined in the original *IAS No. 19*, with changes in the recognized amount being reflected in net income.

The amendment also changes the treatment for termination benefits, specifically the point in time when an entity would recognize a liability for termination benefits. The final amendments do not specifically adopt the U.S. GAAP requirements and allow the recognition time frame to be extended in some cases. As a result, *IAS No. 19* is amended as follows:

- Requires recognition of changes in the net defined benefit liability (asset) including immediate recognition of defined benefit cost, disaggregation of defined benefit cost into components, recognition of remeasurements in other comprehensive income, plan amendments, curtailments, and settlements
- Introduces enhanced disclosures about defined benefit plans
- Modifies accounting for termination benefits, including distinguishing benefits provided in exchange for service and benefits provided in exchange for the termination of employment and affect the recognition and measurement of termination benefits
- Clarifies miscellaneous issues, including the classification of employee benefits, current estimates of mortality rates, tax and administration costs, and risk-sharing and conditional indexation features
- Incorporates other matters submitted to the IFRS Interpretations Committee

The amendment to *IAS No. 19* is applicable on a modified retrospective basis to annual periods beginning on or after January 1, 2013, with early adoption permitted. There had been no further discussion on accounting for defined contribution pension plan at the time this text was published.

The objective of *IAS No. 26* is to specify the measurement and disclosure principles to be used for reporting the results of retirement benefit plans. It stipulates that all retirement plans should include in their reports a statement of changes in net assets available for benefits, a summary of significant accounting policies, and a description of the plan and the effect of any changes in the plan during the period. *IAS No. 26* establishes separate standards for reporting defined contribution plans and defined benefit plans. For defined contribution plans, the statement indicates that the objective of reporting is to provide information about the plan and the performance of its investments. As a result, information should be provided concerning significant activities affecting the plan, changes relating to the plan, investment performance, and a description of the plan's investment policies. For defined benefit plans, *IAS No. 26* indicates

that the objective is to provide information about the financial resources and activities that will be useful in assessing the relationship between plan resources and future benefits. Accordingly, information should be provided concerning significant activities affecting the plan, changes relating to the plan, investment performance actuarial information, and a description of the plan's investment policies. These requirements are similar to U.S. GAAP for reporting on pension plan assets, as outlined in *FASB ASC 715*.

---

## Cases

---

### • Case 14-1 Pension Benefits

Pension accounting has become more closely associated with the method of determining pension benefits.

*Required:*

- a. Discuss the following methods of determining pension benefits:
  - i. Defined contribution plan
  - ii. Defined benefit plan
- b. Discuss the following actuarial funding methods:
  - i. Cost approach
  - ii. Benefit approach

### • Case 14-2 Pension Accounting Terminology

*SFAS No. 87*, "Employers Accounting for Pensions," requires an understanding of certain terms.

*Required:*

- a. Discuss the following components of annual pension cost:
  - i. Service cost
  - ii. Interest cost
  - iii. Actual return on plan assets
  - iv. Amortization of unrecognized prior service cost
  - v. Amortization of the transition amount
- b. Discuss the composition and treatment of the minimum liability provision.

### • Case 14-3 Application of *SFAS No. 87*

Carson Company sponsors a single-employer defined benefit pension plan. The plan provides that pension benefits are determined by age, years of service, and compensation. Among the components that should be included in the net pension cost recognized for a period are service cost, interest cost, and actual return on plan assets.

*Required:*

- a. What two accounting problems result from the nature of the defined benefit pension plan? Why do these problems arise?
- b. How should Carson determine the service cost component of the net pension cost?
- c. How should Carson determine the interest cost component of the net pension cost?
- d. How should Carson determine the actual return on plan assets component of the net pension cost?

### • Case 14-4 Accounting for Other Postretirement Benefits

Postretirement benefits other than pensions (OPRBs) are similar to defined benefit pension plans in some respects and different in others.

*Required:*

- a. Discuss the characteristics of OPRBs that make them different from defined benefit pension plans.
- b. Discuss how the accounting for OPRBs differs from the accounting for defined benefit pension plans.
- c. In what respects are OPRBs similar to defined benefit pension plans? Explain.
- d. In what respects is the accounting for OPRBs similar to, or the same as, the accounting for defined benefit pension plans? Explain.

### • Case 14-5 Pension Funding Status

Penny Pincher Company has a defined benefit pension plan for its employees. The following pension data are available at year-end (in millions):

Accumulated benefit obligation	\$142
Projected benefit obligation	205
Fair value of plan assets	175

There is no balance in prepaid/accrued pension costs.

*Required:*

- a. Calculate the funded status of the plan (see *SFAS No. 158* for a definition of funded status). Is the plan overfunded or underfunded?
- b. If the projected benefit obligation provides the appropriate measure of the company's obligation for pension benefits and the assets in the fund are viewed as satisfying all or part of that obligation, what is Penny Pincher's liability, if any, for the pension plan at year-end? Explain, citing the Conceptual Framework's definition of liabilities in your explanation.
- c. What amount will Penny Pincher have to report in its balance sheet? Is it an asset or a liability?

- **Case 14-6 Effect of the Settlement Rate on Periodic Pension Cost**

Critics of *SFAS No. 87* argue that its requirements result in reporting pension expense that is volatile. One of the factors causing volatility is changing the discount rate used to calculate service cost and the projected benefit obligation. The FASB requires use of the “settlement rate” to discount projected benefits.

*Required:*

- What is the settlement rate?
- Explain why the FASB chose the settlement rate to discount projected benefits.
- What alternative rate, or rates, might be preferred by opponents of the settlement rate? Why?
- Why might companies object to increased volatility of pension expense? Discuss.

## **FASB ASC Research**

---

For each of the following FASB ASC research cases, search the FASB ASC database for information to address the issues. Copy and paste the FASB paragraphs that support your responses. Summarize briefly what your responses are, citing the pronouncements and paragraphs used to support your responses.

- **FASB ASC 14-1 Settlement and Curtailment of a Defined Benefit Pension Plan**

Search the FASB ASC database for answers to the following questions. For each question, cut and paste your findings, citing the source. Then write a brief summary response to the question asked.

- What is the difference between a settlement and a curtailment of a defined benefit pension plan? Give an example of each.
- Can a settlement and a curtailment occur simultaneously? If so, give an example.
- How would a company compute the maximum gain or loss to recognize when a settlement occurs?
- How would a company treat any remaining unrecognized prior service cost under a curtailment?

- **FASB ASC 14-2 Interpretations for Pension Accounting**

The EITF has issued numerous interpretations of accounting for pensions. Find, cite, and copy three of these interpretations.

- **FASB ASC 14-3 Interpretations for Postretirement Benefits Accounting**

The EITF has issued numerous interpretations of accounting for postretirement benefits. Find, cite, and copy three of these interpretations.

- **FASB ASC 14-4 Discount Rate on Retirement Benefits**

The FASB ASC indicates that the discount rate for other postretirement benefits might not be the same as the rate used for pension benefit obligations and discusses the reasons they might be different. Find, cite, and copy the FASB ASC paragraphs that discuss this issue.

- **FASB ASC 14-5 Excess Pension Plan Assets for Contractors**

The FASB ASC indicates that contractors should consider disclosing the effect, if any, of the government's rights with respect to any excess pension plan assets in the event of a plan termination. Find, cite, and copy the FASB ASC paragraphs that discuss this issue.

- **FASB ASC 14-6 Postretirement Health Benefits for Entities in the Coal Industry**

The FASB ASC addresses the accounting and reporting for postretirement health benefits for entities in the coal industry affected by the Coal Industry Retiree Health Benefit Act of 1992. Find, cite, and copy the FASB ASC paragraphs that discuss this issue.

- **FASB ASC 14-7 Pension Cost in Regulated Industries**

The FASB ASC provides guidance for accounting for the difference between net periodic pension cost and amounts of pension cost considered for rate-making purposes as an asset or a liability created by the actions of the regulator. Find, cite, and copy the FASB ASC paragraphs that discuss this issue.

- **FASB ASC 14-8 Postretirement Benefit Cost in Regulated Industries**

The FASB ASC provides guidance for accounting for the difference between net periodic postretirement benefit cost and amounts of postretirement benefit cost considered for rate-making purposes as an asset or a liability created by the actions of the regulator. Find, cite, and copy the FASB ASC paragraphs that discuss this issue.

## Room for Debate

---

- **Debate 14-1 Articulation of Financial Statements**

*SFAS No. 87* required that projected benefits be used to measure pension expense, but it allowed companies to report a minimum liability on the balance sheet using accumulated benefits. The result was that financial statements were not articulated. For the following debate, relate your arguments to the conceptual framework, where appropriate.

*Team Debate:*

Team 1: Argue in favor of articulation between the balance sheet and the income statement.

Team 2: Argue against articulation between the balance sheet and the income statement.

### • Debate 14-2 Measurement of the Pension Obligation

*SFAS No. 158* no longer allows companies to report the *SFAS No. 87* minimum liability in the balance sheet. Instead, the amount reported in the balance sheet is measured using projected benefits rather than accumulated benefits. For the following debate, relate your arguments to appropriate accounting theory, including the conceptual framework and capital maintenance theories. An article you might find helpful in supporting your arguments is “Alternative Accounting Treatments for Pensions,” *The Accounting Review* (October 1982), pp. 806–823.

*Team Debate:*

Team 1: Argue for the use of projected benefits for pension expense and liability purposes.

Team 2: Argue for the use of accumulated benefits for pension expense and liability purposes.

## CHAPTER 15

---

# Equity

---

Equity is the basic risk capital of an enterprise. Equity capital has no guaranteed return and no timetable for the repayment of the capital investment. From the standpoint of enterprise stability and exposure to risk of insolvency, a basic characteristic of equity capital is that it is permanent and can be counted on to remain invested in good times as well as bad. Consequently, equity funds can be most confidently invested in long-term assets, and it is generally thought that equity funds can be exposed to the greatest potential risks.

Investors deciding whether to purchase a company's common stock must balance the existence of the company's debt, which represents a risk of loss of investment, against the potential of high profits from financial leverage. The mix of a company's debt and equity capital is termed its *capital structure*. Over the years, there has been considerable debate over whether a firm's cost of capital varies with different capital structures. Specifically, financial theorists and researchers have espoused theories and examined empirical evidence to discern whether different mixtures of debt and equity in a firm's capital affect the value of the firm. Modigliani and Miller found that an enterprise's cost of capital is, except for the tax deductibility of interest, not affected by the mix of debt and equity.<sup>1</sup> This is true, they asserted, because each individual stockholder can inject his or her own blend of risk into the total investment position.

In this chapter we maintain that the degree of risk associated with an investment in an enterprise as perceived by a potential investor is a given. In the

1. F. Modigliani and M. Miller. "Cost of Capital, Corporation Finance and the Theory of Investment," *American Economic Review* (June 1958), 261–297.

following paragraphs, we review some theories of equity and discuss the theoretical issues associated with how companies do and/or should report the various components of equity.

## Theories of Equity

---

Chapter 11 introduced two theories of equity: the proprietary theory and the entity theory. These and several other theories can provide a frame of reference for the presentation and measurement of information reported in financial statements. When viewing the applicability of the various theories of equity, it is important to remember that the purpose of a theory is to provide a rationale or explanation for some action. The proprietary theory gained prominence because the interests of owners were seen as the guiding force in the preparation of financial statements. However, as the interests of other users became more significant, accountants made changes in financial reporting formats without adopting a particular equity theory.

In the following discussion, the student should keep in mind that the adoption of a particular theory could influence a number of accounting and reporting procedures. The student should also note that the theories represent a point of view toward the firm for accounting purposes that is not necessarily the same as the legal view of the firm.

### Proprietary Theory

According to the proprietary theory, the firm is owned by some specified person or group. The ownership interest may be represented by a sole proprietor, two or more partners, members of a limited liability company, or a number of stockholders. Proprietary theorists view the assets of the firm as belonging to these owners and any liabilities of the firm as obligations of the owners. Consequently, revenues received by the firm immediately increase the owner's net interest in the firm. Likewise, all expenses incurred by the firm immediately decrease the net proprietary interest in the firm. This theory holds that all profits or losses immediately become the property of the owners, and not the firm, whether or not they are distributed to the owners. Therefore the firm exists simply to provide the means to carry on transactions for the owners, and the net worth or equity section of the balance sheet should be viewed as

$$\text{assets} - \text{liabilities} = \text{proprietorship}$$

Under the proprietary theory, financial reporting is based on the premise that the owner is the primary focus of a company's financial statements. The proprietary theory is particularly applicable to sole proprietorships where the owner is the decision maker. When the form of the enterprise grows more complex, and the ownership and management become separate, this theory becomes less acceptable. However, it can still be argued that the proprietors are residual owners who will receive what is left of the company's assets should the business be terminated and its obligations satisfied. Thus, the net assets (assets minus liabilities) can be viewed as belonging to the proprietors. However, given the typical accounting assumption of a going concern, this view in a corporate business structure managed by nonowners loses relevance. Thus, many accountants have asserted that it cannot meet the requirements of the corporate form of



organization.<sup>2</sup> Nevertheless, we still find significant accounting policies that can be justified only through acceptance of the proprietary theory. For example, the calculation and presentation of earnings per share of common stock implies that those earnings belong to the shareholders.

## Entity Theory

The rise of the corporate form of organization was accompanied by the separation of ownership and management, conveyed limited liability to the owners, and resulted in the legal definition of a corporation as though it were a person. This form of organization encouraged the evolution of new theories of ownership. Among the first of these theories was the entity theory. From an accounting standpoint, the entity theory can be expressed as

$$\text{assets} = \text{equities}$$

The entity theory, like the proprietary theory, is a point of view toward the firm and the people concerned with its operation. This viewpoint places the firm, and not the owners, at the center of interest for accounting and financial reporting purposes. The essence of the entity theory is that creditors as well as stockholders contribute resources to the firm, and the firm exists as a separate and distinct entity apart from these groups. The assets and liabilities belong to the firm, not to its owners. As revenue is received, it becomes the property of the entity, and as expenses are incurred, they become obligations of the entity. Any profits belong to the entity and accrue to the stockholders only when a dividend is declared. Under this theory, all the items on the right-hand side of the balance sheet, except retained earnings (these belong to the firm), are viewed as claims against the assets of the firm, and individual items are distinguished by the nature of their claims. Some items are identified as creditor claims, and others are identified as owner claims; nevertheless, they are all claims against the firm as a separate entity.

Goldberg illustrated the difference between the proprietary and entity theories through an example involving a small child in possession of his or her first unit of monetary exchange:

Suppose that a small child is given, say £1, with which he can do whatever he likes. If (as is most likely) he is not familiar with the idea of ownership, he will think (i) "Here is £1"; and (ii) "This £1 is mine." These thoughts comprise the essence of the proprietary viewpoint and of double entry, for if the child were a born accountant, he would express the same thoughts as (i) "There exists an asset," and (ii) "I have a proprietary interest in that asset." That is to say, the £1 is regarded from two aspects: (i) as something that exists—an asset; and (ii) as belonging to somebody—my asset. Suppose further that, until the child can decide what he will do with the £1, he puts it in a money box. The entity theory can be introduced here by personalizing the money box—it involves adopting the point of view that the money box now has the £1 and owes £1 to the child.<sup>3</sup>

2. Ibid.

3. Louis Goldberg, *An Inquiry into the Nature of Accounting* (Sarasota, FL: American Accounting Association, Monograph No. 7, 1963), 126.

Embedded in this illustration is the fundamental distinction between the proprietary and entity theories—perceptions of the right-hand side of the balance sheet. Individuals who view net income as accruing only to owners will favor the proprietary approach, whereas those taking a broader view of the nature of the beneficiaries of income will favor the entity approach.

Entity theory makes no distinction between debt and equity. Both are considered sources of capital, and the operations of the firm are not affected by the amount of debt relative to equity.<sup>4</sup> Thus, under entity theory, debt-to-equity ratios would not provide relevant information for investor decision making.<sup>5</sup> Yet, present accounting practice makes a sharp distinction between debt and equity. Moreover, the amount of debt relative to equity is generally considered an important indicator of risk.<sup>6</sup> Such a distinction implies that accountants must separately identify and classify liabilities from equities. Nevertheless, complex financial instruments such as convertible bonds can comprise debt and equity components. This means that the components of a given financial instrument can meet the definition of more than one financial statement element.

Given the conceptual framework objective that financial statements should report each element in a representationally faithful manner, from a theoretical standpoint, a company should separate a complex financial instrument into its various parts and report each part in accordance with the financial statement element whose definition it meets. At the same time, the reporting requirements of the conceptual framework dictate that an item must not only meet the definition of a financial statement element, it must also be capable of being measured. Yet, it may be difficult or even impossible to separately measure each component of a complex financial instrument. Nevertheless, it is evident from a recent exposure draft and the issuance of *SFAS No. 150* (see FASB ASC 480) that the FASB not only favors the position that balance sheets should distinguish between debt and equity but also intends to make determinations on how to accomplish such distinctions between the components of a complex financial instrument.<sup>7</sup> Later in this chapter, we trace the developments that led to the issuance of *SFAS No. 150* and discuss pending unresolved issues related to the distinction between debt and equity.

Even though the FASB supports distinguishing between debt and equity, the Board adopted the entity theory perspective when it issued *SFAS No. 160* (see FASB ASC 810).<sup>8</sup> This release requires that even when there is a noncontrolling interest in a subsidiary, a parent company must add 100 percent of the subsidiary's assets and liabilities to its assets and liabilities during a consolidation. The result is that the total assets of both parent and subsidiary are viewed as belonging to the entity, not just to the parent company's stockholders, as would be the case under

4. W. A. Paton, *Accounting Theory* (New York: Ronald Press, 1922).

5. M. W. Clark, "Entity Theory, Modern Capital Structure Theory, and the Distinction between Debt and Equity," *Accounting Horizons* (September 1993), 14–31.

6. *Ibid.*

7. Financial Accounting Standards Board, *Proposed Statement of Financial Accounting Standards*, "Accounting for Financial Instrument with Characteristics of Liabilities, Equity, or Both" (Stamford, CT: FASB, October 27, 2000).

8. Financial Accounting Standards Board, *Statement of Financial Accounting Standards No. 160*, "Noncontrolling Interests in Consolidated Financial Statements—An Amendment of *ARB No. 51*" (Stamford, CT: FASB, 2007).

a proprietary theory approach. Thus, consistent with entity theory, total equity of the consolidated entity includes both parent company and noncontrolling interest. The topic of consolidation and specifically how entity theory is applied to it are discussed in detail in Chapter 16.

## Other Theoretical Approaches

Several authors have noted inadequacies in the entity and proprietary approaches and have developed additional viewpoints, or perspectives, from which to rationalize the recording and reporting of accounting information. The most notable of these alternative viewpoints are the fund theory, the commander theory, the enterprise theory, and the residual equity theory. Each of these theories is considered separately.

### Fund Theory

Vatter attacked the proprietary theory as too simplistic for modern corporate reporting.<sup>9</sup> He saw no logical basis for viewing the corporation as a person in the legal sense, and he argued that the corporation is the people it represents. As an alternative, Vatter proposed the fund theory of accounting.

The fund theory would abandon the personal relationship advocated by the proprietary theory and the personalization of the firm advocated by the entity theory. Under the fund approach, the measurement of net income plays a role secondary to satisfying the special interests of management, social control agencies (e.g., government agencies), and the overall process of credit extension and investment. The fund theory is expressed by the following equation:

$$\text{assets} = \text{restrictions on assets}$$

This theory explains the financial reporting of an organization in terms of three features

1. *Fund*. An area of attention defined by the activities and operations surrounding any one set of accounting records and for which a self-balancing set of accounts is created
2. *Assets*. Economic services and potentials
3. *Restrictions*. Limitations on the use of assets

These features are applied to each homogeneous set of activities and functions within the organization, thereby providing a separate accounting for each area of economic concern.

The fund theory has not gained general acceptance in financial accounting; it is more suitable to governmental accounting. This theory is a somewhat radical departure from current practices, and the added volume of bookkeeping it would require has inhibited its adoption. Use of the fund approach in government accounting is attributed principally to the legal restrictions typically imposed on each fund, thus requiring a separate accounting for each.

### Commander Theory

The entity theory adopts the point of view of the business entity, whereas the proprietary theory takes the viewpoint of the proprietor. But, asks Goldberg,

9. William J. Vatter, *The Fund Theory of Accounting and Its Implications for Financial Reports* (Chicago: University of Chicago Press, 1947).

“What of the point of view of the managers—the activity force in a . . . company?”<sup>10</sup> Goldberg argues that this question is of major importance because of the divergent self-interested viewpoints of owners and managers in large-scale corporations. In fact, so relevant is this divergence that

a whole . . . field of study, going under the name of “management accounting” and an ancillary literature have grown up, in which the emphasis is laid upon accountants for information to enable them (the managers) to carry out their function of control of property with a view to its increase.”<sup>11</sup>

The commander approach is offered as a replacement for the proprietary and entity theories because it is argued that the goals of the manager (“commander”) are at least equally important to those of the proprietor or entity. The proprietary, entity, and fund approaches emphasize persons, personalization, and funds, respectively, but the commander theory emphasizes control. Everyone who has resources to deploy is viewed as a commander.

The commander theory, unlike the proprietary, entity, and fund approaches, has applicability to all organizational forms (sole proprietorships, partnerships, and corporations). The form of organization does not negate the applicability of the commander view, because the commander can take on more than one identity in any organization. In sole proprietorships or partnerships, the proprietors or partners are both owners and commanders. Under the corporate form, both the managers and the stockholders are commanders in that each maintains some control over resources. (Managers control the enterprise resources, and stockholders control returns on investment emerging from the enterprise.)

A commander theorist would argue that the notion of control is broad enough to encompass all relevant parties to the exclusion of none. The function of accounting, then, takes on an element of stewardship, and the question of where resource increments flow is not relevant. Rather, the relevant factor is how the commander allocates resources to the benefit of all parties. Responsibility accounting is consistent with the commander theory. Responsibility accounting identifies the revenues and costs that are under the control of various so-called commanders within the organization, and the organization’s financial statements are constructed to highlight the contributions of each level of control to enterprise profits. The commander theory is not on the surface a radical move from current accounting practices, and it has generated little reaction in accounting circles.

### **Enterprise Theory**

Under the enterprise theory, business units, most notably those listed on national or regional stock exchanges, are viewed as social institutions composed of capital contributors having “a common purpose or purposes and, to a certain extent, roles of common action.”<sup>12</sup> Management within this framework essentially maintains an arm’s-length relationship with owners and has as its primary responsibilities (1) the distribution of adequate dividends and (2) the maintenance

10. Goldberg, *An Inquiry into the Nature of Accounting*, 152.

11. *Ibid.*

12. Waino Soujanen, “Enterprise Theory and Corporate Balance Sheets,” *The Accounting Review* (January 1958), 56.

of friendly terms with employees, consumers, and government units. Because this theory applies only to large nationally or regionally traded issues, it is generally considered to have only a minor impact on accounting theory or on the development of accounting principles and practices.

### Residual Equity Theory

Staubus defined *residual equity* as “the equitable interest in organization’s assets which will absorb the effect upon those assets of any economic event that no interested party has specifically agreed to.”<sup>13</sup> Here, the common shareholders hold the residual equity in the enterprise by virtue of having the final claim on income, yet they are the first to be charged for losses. The residual equity holders are vital to the firm’s existence in that they are the highest risk takers and provide a substantial volume of capital during the firm’s developmental stage.

The residual equity theory is formulated as

$$\text{assets} - \text{specific equities} = \text{residual equities}$$

Under this approach the residual of assets, net of the claim of specific equity holders (creditors and preferred stockholders), accrue to residual owners. In this framework, the role of financial reporting is to provide prospective and current residual owners with information regarding enterprise resource flows so that they can assess the value of their residual claim. Management is in effect a trustee responsible for maximizing the wealth of residual equity holders. Income accrues to the residual owners after the claims of specific equity holders are met. Thus the income to specific equity holders, including interest on debt and dividends to preferred stockholders, would be deducted in arriving at residual net income. This theory is consistent with models that are formulated in the finance literature,<sup>14</sup> with current financial statement presentation of earnings per share, and with the conceptual framework’s emphasis on the relevance of projecting cash flows. Again, as with the fund, commander, and enterprise theories, the residual equity approach has gained little attention in financial accounting.

### Definition of Equity

*SFAC No. 6* defines equity as a residual interest. However, the residual interest described therein is not equivalent to residual equity as defined above. Rather, it is the difference between assets and liabilities.<sup>15</sup> Consequently, under *SFAC No. 6*, the definition and characteristics of equity hinge on the definitions and characteristics of assets and liabilities. *SFAC No. 6* defines equity in total but does not define the attributes of the elements of equity. It does note that enterprises may have more than one class of equity, such as common stock and preferred stock. Equity is defined as the difference between assets and liabilities, and liabilities are described as embodying an obligation to transfer assets or provide services to another entity

13. George J. Staubus, “The Residual Equity Point of View in Accounting,” *The Accounting Review* (January 1959), 3.

14. Clark, “Entity Theory, Modern Capital Structure Theory, and the Distinction between Debt and Equity.”

15. Financial Accounting Standards Board, *Statement of Financial Accounting Concepts No. 6, “Elements of Financial Statements”* (Stamford, CT: FASB, 1985), para. 60.

in the future as the result of some prior transaction or event. Consequently, under the *SFAC No. 6* definitions, the distinguishing feature between liabilities and equities is that equities do not obligate the entity to transfer future resources or provide services. There is no obligation to distribute resources to equity holders until they are declared by the board of directors or unless the entity is liquidated.

According to *SFAC No. 6*, if a financial instrument issued by the enterprise does not fit the definition of a liability, then it must be an equity instrument. A 1990 FASB discussion memorandum questions whether the definition of equity should continue to be governed by the definition of liabilities or whether it should be separately defined.<sup>16</sup> If equity were independently defined, then the liabilities might be the residual outcome of identifying assets and equity. In this case, the equation describing the relationship between financial statement elements could be stated as follows:

$$\text{assets} - \text{equity} = \text{liabilities}$$

Alternatively, equity might be defined as an absolute residual, as under the residual equity theory, and a third category added to the balance sheet: “quasi-equity.” The quasi-equity category might include items such as preferred stock or minority interest. This category would allow accountants to retain the definition of liabilities and treat the quasi-equity category as a residual. If this form of financial statement presentation should emerge, then other issues would have to be addressed, such as the definition of earnings. For example, as stated before, a residual equity definition of equity would imply that preferred dividends would be subtracted in the determination of net income.

FASB ASC 480-10 requires that certain obligations that could be settled by issuance of an entity’s equity securities be classified as liabilities. Because these obligations do not meet the *SFAC No. 6* definition of liabilities, they would under the present conceptual framework be considered equity. As a result, the FASB “expects to amend Concepts Statement 6 to eliminate that inconsistency.”<sup>17</sup> In effect, the FASB has proposed that the definition of liabilities be broadened to include financial instruments that would otherwise be considered equity, because they are not obligations to transfer assets or perform services.

## The Distinction between Debt and Equity

The relationship of a company’s long-term debt to its equity is relevant because this ratio is directly related to the risk associated with investing in the firm’s stock.<sup>18</sup> As the debt-to-equity ratio of a firm increases, the market’s perception of the riskiness of investing in the firm’s stock also rises. Thus it is important to have

16. Financial Accounting Standards Board, *Discussion Memorandum: Distinguishing between Liability and Equity Instruments and Accounting for Instruments with Characteristics of Both* (Stamford, CT: FASB, 1990).

17. Financial Accounting Standards Board, *Statement of Financial Accounting Standards No. 150, “Accounting for Certain Financial Instruments with Characteristics of Both Liabilities and Equity”* (Stamford, CT: FASB, May 2003).

18. See, for example, Robert S. Hamada, “The Effect of the Firm’s Capital Structure on the Systematic Risk of Common Stocks,” *Journal of Finance* 27, no. 2 (May 1972): 435–452; Mark E. Rubinstein, “A Mean-Variance Synthesis of Corporate Financial Theory,” *Journal of Finance* 28, no. 1 (March 1973): 167–181.

criteria to appropriately classify liabilities and equity so that decision makers can reliably evaluate the firm's ability to meet current needs and to determine the level of riskiness inherent in projections of future cash flows over time.

In 1986, the FASB recognized the importance of this issue by adding a project on financial instruments to its agenda. The project initially focused on the disclosure of risk, resulting in 1990 in the issuance of *SFAS Nos. 105 and 107* (*SFAS No. 105* has been superseded, and *SFAS No. 107* is now contained at FASB ASC 825). These pronouncements set forth requirements regarding the footnote disclosures of risks inherent in financial instruments, particularly those with off-balance sheet risk. In the same year, the FASB issued a discussion memorandum (DM), "Distinguishing between Liability and Equity Instruments and Accounting for Instruments with the Characteristics of Both."<sup>19</sup> The DM asks whether the sharp distinction between debt and equity should be continued. In other words, should accounting follow entity theory, or should accounting attempt to identify and separately report the elements of debt and equity (proprietary theory)? If the distinction is to continue, decisions must be made regarding the nature of fundamental financial instruments and how to appropriately measure and report them.

Following subsequent deliberations that began in 1996, the FASB responded in October 2000 to concerns expressed by accountants, regulators, and others regarding how issuers classify financial instruments on the balance sheet by issuing an exposure draft (ED). Specifically, these concerns focused on three types of financial instruments:

1. Financial instruments that have characteristics of liabilities but are reported as equity or between liabilities and equity
2. Financial instruments that have characteristics of equity but are presented between liabilities and equity
3. Financial instruments that have characteristics of both liabilities and equity but are classified either as liabilities or equity

The ED responded by proposing that (1) an issuer not classify as a liability a financial instrument that does not impose an obligation on the issuer and that (2) if a financial instrument component does impose an obligation on the issuer, the issuer should classify a financial instrument component based on its liability or equity characteristics. According to the ED, the classification of a component as a liability or equity depends on whether the component imposes an obligation that must be settled by a transfer of assets or whether the relationship between the issuer and the holder of the instrument is deemed to be an ownership relationship. The proposed pronouncement determined that an ownership relationship exists when the financial instrument does not require settlement by a transfer of assets and when changes in the monetary value of the instrument are attributable to, equal to, or in the same direction as changes in the fair value of the issuer's equity shares.

The ED suggests that complex financial instruments containing at least one equity component and at least one liability component be separated into their equity and liability components. The issue price of the financial instrument would then be

19. Financial Accounting Standards Board, *Discussion Memorandum: Distinguishing between Liability and Equity Instruments and Accounting for Instruments with Characteristics of Both* (Stamford, CT: FASB, 1990).



allocated between its components based on their relative fair values. If the fair value of one of the components is not readily determinable, then its value would be determined using the with-and-without method. That is, the value of components that can be reliably measured would be determined and subtracted from the issue price of the financial instrument to provide a measure of the apparent fair value of the component that does not have a readily determinable fair value.

In 2003, the FASB issued *SFAS No. 150*, “Accounting for Certain Financial Instruments with Characteristics of Both Liabilities and Equity” (see FASB ASC 480). This guidance requires companies to record and report mandatorily redeemable preferred stock (MRPS) as a liability on their balance sheets and the dividends on these securities as interest expense. Most companies previously disclosed MRPS between the liability and stockholders’ equity sections (i.e., the mezzanine section) of the balance sheet.

Redemption provisions on preferred stock are common features of agreements entered into among the owners of closely held businesses. These agreements, which are often referred to as shareholders’ or buy–sell agreements, provide for the orderly disposition of the owners’ investment in the company upon their separation from the company, usually at retirement, disability, or death. Because there is no market for the equity securities of a closely held company, departing owners or their heirs must rely on the company or the remaining owners to provide them with liquidity. Redemption by the company is usually favored over requiring the remaining owners to fund a buyout, because the remaining owners might not have the necessary financial resources. Prior to the guidance contained at FASB ASC 480, owners’ equity that was redeemable pursuant to a buy–sell agreement was accounted for as equity, not debt, and the existence and significant terms of the buy–sell agreement were required to be described in the notes to financial statements.

The provisions of FASB ASC 480 relating to MRPS were seen as potentially devastating to these closely held, nonpublic companies. A large number of such firms, including many public accounting firms, have issued MRPS. As a result, the effect of the standard was seen as potentially eliminating the net worth of the nonpublic companies that have issued MRPS. A comment letter to the FASB from the Financial Executives Institute maintained that applying this guidance to nonpublic companies would present an overly pessimistic picture of the entity’s financial position that might result in its disqualification from bidding on private contracts or the prevention of obtaining bank financing.<sup>20</sup>

The primary effect of the FASB ASC 480 guidance is the reclassification of some amounts previously disclosed as equity to the liability section of the company’s balance sheet. Additionally, this reclassification would result in a decrease in reported net income, because distributions to investors previously recorded as dividends must now be recorded as interest expense. While the income statement effect is interesting, the increase in reported liabilities resulting from reclassifying MRPS from equity to debt can restrict the firm’s ability to issue additional debt and possibly result in debt covenant violations. The debt levels of a company can be measured by comparing its liabilities to its assets and to its liabilities; accordingly, the debt-to-assets ratio and debt-to-equity ratio are the metrics used in the analysis.

20. Philip Ameen, “Comment Letter on Exposure Draft Accounting for Financial Instrument with Characteristics of Liabilities, Equity or Both,” May 18, 2001.



## Reporting Equity

---

The American economy is characterized by three primary forms of business organization: sole proprietorships, partnerships, and corporations. Although the number of sole proprietorships greatly exceeds the number of partnerships and corporations in the United States, the greatest amount of economic activity is carried out by corporations. This phenomenon is due to the efficiency of corporate production and distribution systems.

Several advantages accrue to the corporate form and help explain its emergence. Among them are the following:

1. *Limited liability.* A stockholder's loss on his or her investment is limited to the amount invested (unless on the date of acquisition, the purchase price of the shares acquired was less than their par value). Creditors may not look to the assets of individual owners for debt repayments in the event of a liquidation, as is possible in the case of sole proprietorships and partnerships.
2. *Continuity.* The corporation's life is not affected by the death or resignation of owners.
3. *Investment liquidity.* Corporate shares may be freely exchanged on the open market. Many shares are listed on national securities exchanges, thereby improving their marketability.
4. *Variety of ownership interest.* Shares of corporate stock usually contain four basic rights: the right to vote for members of the board of directors of the corporation and thereby participate in management, the right to receive dividends, the right to receive assets on the liquidation of the corporation, and the preemptive right to purchase additional shares in the same proportion to current ownership interest if new issues of stock are marketed. Shareholders may sacrifice any or all of these rights in return for special privileges. This results in an additional class of stock, termed *preferred stock*, that can have either or both of the following features:
  - a. Preference as to dividends
  - b. Preference as to assets in liquidation

Traditionally, utilities were the largest issuers of preferred stock because selling preferred shares does not affect a company's debt cost. Recently, banks and other financial institutions have also become more active in preferred stock offerings because of new federal requirements. Preferred stock is most often acquired by corporate investors because of the dividend exclusion allowance rule allowed under the Internal Revenue Code.

The corporate form of business organization allows management specialists to be employed. The owners thereby gain an expertise not normally available in sole proprietorships or partnerships. Evidence of the extent of this advantage can be found in the growth of business schools in the major universities. A large percentage of the students in these programs are in training to obtain employment in large corporations.

As noted earlier, two major types of stock may be found in any corporation: preferred stock and common stock. Preferred stockholders give up one or more of the rights usually accruing to stockholders for preference as to dividends or to

assets in liquidation. Common stockholders retain these rights and have a residual claim on both the earnings and assets in liquidation.

The capital section of a corporation's balance sheet is usually subdivided into several components. In addition to disclosing the legal claims that the various ownership groups have against the assets of the corporation, the separation of the components of capital gives information regarding the sources of capital, dividend requirements, and the relative priorities of different types of equity securities in the event of corporate liquidation.

The components of a corporation's capital section are classified by source in the following manner:

- I. Paid-in capital (contributed capital)
  - A. Legal capital: par, stated value, or entire proceeds if no par or stated value accompanies the stock issue
  - B. Additional paid-in capital—amounts received in excess of par or stated value
- II. Earned capital (retained earnings)
  - A. Appropriated
  - B. Unappropriated
- III. Other comprehensive income
- IV. Treasury stock
- V. Noncontrolling interest

Each of these components is discussed in further detail in the following sections.

## Paid-in Capital

The limited liability advantage of the corporate form of business organization provides that creditors may look only to the assets of the corporation to satisfy their claims. This factor has caused various states to enact laws that attempt to protect creditors and inform them of the true nature of the assets and liabilities of individual corporations. State laws generally protect creditors by establishing the concept of *legal capital*—the amount of net assets that cannot be distributed to stockholders. These laws vary from state to state, but the par or stated value of the outstanding shares generally constitutes a corporation's legal capital. State laws generally require legal capital to be reported separately from the total amount invested. As a result, ownership interests are classified as capital stock or additional paid-in capital in excess of par value. The classification *additional paid-in capital* includes all amounts originally received for shares of stock in excess of par or stated value. In unusual cases, stock may be sold for less than par value, in which case the discount normally reduces retained earnings. In the event the corporation is liquidated, the holders of securities acquired for less than their par value could be required to pay the corporation the amount of the difference between the original investment and par value in order to protect creditors.

## Stock Subscriptions

Large corporations often sell entire issues of stock to a group of investment advisors, or *underwriters*, who then attempt to resell the shares to the public. When a

corporation sells shares of stock directly to individuals, it is common practice for individuals to contract to purchase shares on an installment basis. These individuals, termed *subscribers*, usually receive the rights of ownership when they contract to purchase the shares on subscription but do not actually receive any shares until the company has received payment for all subscribed shares. That is, each installment received is viewed as a percentage payment on each contracted share, and no shares are issued until all are paid in full. In some states, capital stock subscribed is viewed as part of legal capital, even though the shares are not outstanding. In other states, the subscribed shares are included in legal capital only after they have been fully paid and issued.

When a stock subscription takes place, the corporation has a legally enforceable claim against the subscribers for the balance due on the subscriptions. Therefore, receivables resulting from stock subscriptions embody probable future economic benefits and fit the definition of assets. However, present practice typically follows SEC Regulation S-X, which requires stock subscriptions receivable to be disclosed in stockholders' equity. Proponents of this treatment argue that the enterprise's recourse if the receivable is not collected is not to issue the stock. Moreover, the enterprise may not pursue collection, and therefore these receivables are sufficiently uncertain to qualify them as recognizable assets. It is also argued that stock subscriptions receivable are different from other receivables, because they do not result from transferring assets or providing services. Also, reporting the amount of the subscriptions receivable as a contra account to stockholders' equity results in reporting only the amount of capital actually received from subscribers.

## Special Features

Securities other than common stock can contain features that allow (1) the holders of these securities to become common stockholders, (2) the corporation to reacquire these securities, or (3) the rate of return on the securities to fluctuate. Among these features are convertible provisions, call provisions, cumulative provisions, participating provisions, and redemption provisions. These provisions are found most often on preferred stock, but some of them can also be found on long-term debt, as discussed in Chapter 11.

## Conversion

A conversion feature is included on a preferred stock issue to make it more attractive to potential investors. Usually, a conversion feature is attached to allow the corporation to sell its preferred shares at a relatively lower dividend rate than is found on other securities with the same degree of risk. The conversion rate is normally set above the current relationship of the market value of the common share to the market value of the preferred convertible shares. For example, if the corporation's common stock is selling at \$10 per share and the preferred stock has a selling price of \$100 per share, the conversion rate might be set at eight shares of common for one preferred. All other things being equal, it would appear to be profitable for the preferred shareholders to convert to common when the value of the common shares rises above \$12.50 per share. However, it is normal for the market price of the preferred shares to fluctuate in proportion to the market price of the common; therefore, an investor would not be able to make a profit by simply converting one type of security to another. Convertible stock is attractive to investors because the exchange ratio tends to tie the market price of the preferred stock to the market price of the common stock.

When preferred stock is converted to common stock, the proper accounting treatment is to transfer the par value of the preferred, plus a proportionate share of any additional paid-in capital on the preferred stock, to common stock. If this amount differs from the par or stated value of common stock, it is apportioned between par or stated value and additional paid-in capital on common stock.

The outstanding FASB ED, described previously in this chapter, would require that the issuer of a complex financial instrument allocate the proceeds received at issuance to the instrument's separately classified liability and equity components.<sup>21</sup> The FASB proposal does not explicitly address convertible preferred stock, because the conversion feature and the preferred stock would be separate components of this complex financial instrument. For convertible preferred stock, these components are both equity components, and according to the exposure draft, they could be reported as a single item. However, if the provisions of the proposed standard are fully implemented, each of these features may also be reported as a separate component of equity. According to the ED, the measurement of individual components should be made using the relative fair values of those components. However, the fair value of the conversion feature would not typically be readily determinable. In this case, the measurement for convertible preferred stock would follow the ED's proposed measurement of the conversion feature for convertible bonds. The fair value of the preferred stock (without a conversion feature) would be used to value it, and the remainder of the issue price would be allocated to the option to convert. The resulting separate disclosure of the value received for the conversion feature may have information content.<sup>22</sup>

### Call Provisions

Call provisions allow the corporation to reacquire preferred stock at some predetermined amount. Corporations include call provisions on securities because of uncertain future conditions. Current conditions dictate the return on investment that will be attractive to potential investors, but conditions might change so that the corporation might offer a lower return on investment in the future. In addition, market conditions might make it necessary to promise a certain debt-to-equity relationship at the time of issue. Call provisions allow the corporation to take advantage of future favorable conditions and indicate how the securities may be retired. The existence of a call price tends to set an upper limit on the market price of nonconvertible securities, because investors are not normally inclined to purchase shares that could be recalled momentarily at a lower price.

Because a call provision conveys benefits to the issuing corporation, it is an asset component of a complex financial instrument. However, the FASB's ED that would require the separate recognition of the liability and equity components of a complex financial instrument does not propose the separate recognition and measurement of the value of the call.

21. Financial Accounting Standards Board, *Proposed Statement of Financial Accounting Standards*, "Accounting for Financial Instruments with Characteristics of Liabilities, Equities, or Both" (Stamford, CT: FASB, March 31 2001).

22. Clark, "Entity Theory, Modern Capital Structure Theory, and the Distinction between Debt and Equity."

### **Cumulative Provisions**

Preferred shareholders normally have preference when it comes to dividends. That is, no common dividends may be paid in any one year until all required preferred dividends for that year are paid. Usually, corporations also include added protection for preferred shareholders in the form of a cumulative provision. This provision states that if all or any part of the stated preferred dividend is not paid in any one year, the unpaid portion accumulates and must be paid in subsequent years before any dividend can be paid on common stock. Any unpaid dividend on cumulative preferred stock constitutes a dividend in arrears. One could argue that it is highly probable that the corporation will eventually pay dividends in arrears, and thus they should be reported as a liability in the balance sheet. However, preferred stockholders do not have a legal claim to preferred dividends until they are declared. Thus, dividends in arrears do not meet the definition of a liability because they do not result from a prior transaction or event. But, because corporations rarely accumulate dividends in arrears and such arrearages could signal potential negative information to investors and creditors, dividends in arrears are important in predicting future cash flows and as an indicator of financial flexibility and liquidity, and they should be disclosed in the notes to the financial statements, even though it is not a liability until the board of directors of the corporation actually declares it.

### **Participating Provisions**

Participating provisions allow preferred stockholders to share dividends in excess of normal returns with common stockholders. For example, a participating provision might indicate that preferred shares are to participate in dividends on a 1:1 basis with common stock on all dividends in excess of \$5 per share. This provision requires that any payments of more than \$5 per share to the common stockholder also be made on a dollar-for-dollar basis to each share of preferred.

### **Redemption Provision**

A redemption provision indicates that the shareholder may exchange preferred stock for cash in the future. The redemption provision may include a mandatory maturity date or may specify a redemption price. If so, the financial instrument embodies an obligation to transfer assets and would meet the definition of a liability, rather than equity. The SEC requires separate disclosure of mandatorily redeemable preferred shares because of their separate nature. FASB ASC 480-10-50-4 requires that a mandatorily redeemable financial instrument be classified as a liability unless redemption is required to occur only upon the liquidation or termination of the issuing company.

### **Stock Options and Warrants**

Many corporations have agreements with employees and security holders, that can result in the issuance of additional shares of common stock. These agreements, termed stock options and stock warrants, can significantly affect the amount of common stock outstanding, and the method of accounting for them should be carefully evaluated.

### **Accounting for Stock Option Plans under APB Opinion No. 25**

Executive stock option plans have become an important element of the compensation package for corporate officers. These plans allow corporate officials to purchase

a stated number of shares of stock at an established price for some predetermined period. In the past, stock option plans were especially advantageous because of income tax regulations that taxed proceeds at the capital gains rate when the securities purchased under stock option plans were sold. Current tax laws have substantially reduced the tax advantage of stock options. Nevertheless, many corporations still use them as part of the total compensation package.

Stock option plans are most valuable when the option price is lower than the market price. For this reason, stock option plans are viewed as an incentive that influences the holders of options to try to increase corporate profits and thereby increase the value of the company's common shares on the stock market. These plans have a potentially dilutive effect on other shareholders, because exercising options results in additional stockholder claims against the same amount of income. The relative effects of this potential dilution versus the effect of management's incentive to increase profits should be examined by current and potential shareholders. Such measurements are, of course, quite difficult.

In 1972 the Accounting Principles Board reviewed the issue of accounting for stock options and issued *APB Opinion No. 25*, "Accounting for Stock Issued to Employees."<sup>23</sup> Two types of plans were defined in this pronouncement: noncompensatory and compensatory.

A *noncompensatory stock option plan* was defined as one not primarily designed as a method of compensation, but rather as a source of additional capital or of more widespread ownership among employees. Four essential characteristics of noncompensatory plans were identified: (1) the participation of all full-time employees, (2) the offering of stock on an equal basis or as a uniform percentage of salary to all employees, (3) a limited time for exercise of the option, and (4) a discount from market price that would not differ from a reasonable offer to stockholders. When these conditions were met, the plan did not discriminate in favor of company employees; thus, the corporation was not required to record any compensation expense.

*Compensatory stock option plans*, on the other hand, give employees an option that is not offered to all employees or to stockholders. These plans involve the recording of an expense, and the timing of the measurement of this expense can greatly affect its impact on financial reports. The six possible measurement dates to determine the amount of compensation expense associated with a stock option plan originally discussed in *ARB No. 43* were reviewed in Appendix B to *APB Opinion No. 25*. These dates are

1. The date of the adoption of an option plan
2. The date on which an option is granted to a specific individual
3. The date on which the grantee has performed any conditions precedent to exercise of the option
4. The date on which the grantee may first exercise the option
5. The date on which the option is exercised by the grantee
6. The date on which the grantee disposes of the stock acquired

23. Accounting Principles Board, *Opinion No. 25*, "Accounting for Stock Issued to Employees" (New York: AICPA, 1972).

The APB concluded that compensation expense should be measured on the first date on which both the number of shares to be received by a particular individual and the option price are known. In most cases, this would be the date on which the option is granted to a specific individual. The compensation expense is equal to the difference between the market price of the stock on the measurement date and the price the employee is required to pay.

Determination of the measurement date is of primary importance for compensatory stock option plans. In some plans the date of the grant is the measurement date, and therefore the amount of compensation is known. In other plans the measurement date is later than the date of the grant, and the annual compensation expense must be estimated.

Under the provisions of *APB Opinion No. 25*, if the date of the grant and the measurement date were the same, deferred compensation and common stock options were established for the total amount of compensation cost. The deferred compensation cost was offset against the common stock options in the stockholders' equity section and amortized to expense over the period of benefit. In the event the measurement date was later than the date of the grant, total compensation cost could not be precisely measured on the date of the grant. Therefore annual compensation expense was estimated, and common stock options were recorded during each period until the measurement date was reached.

Occasionally, available stock options are not exercised. In the event an option was not exercised before the expiration date, previously recognized compensation expense was not affected; however, on the expiration date, the value of any previously recorded common stock options was transferred to additional paid-in capital.

The rationale for use of the *APB Opinion No. 25* measurement date was that it coincides with the date that the corporation commits to a specified number of shares. Because the shares could have been sold in the market rather than set aside for the employees, the difference between the market value of those shares and the option price on the date committed represents the opportunity cost associated with the options and thus the total compensation. An alternative argument, in favor of the *APB Opinion No. 25* measurement date, relies on labor economic theory. From the employee's perspective, the employees contract for services based on the amount of marginal revenue product they provide. Accordingly, the employee accepts the options in lieu of current wages. Consequently, the difference between the current market price and the option of the shares represents employee compensation.

The ultimate value of this investment lies somewhere between zero, when the market price never exceeds the option price, and a very large return—when the market price rises substantially above the option price. Some accountants have advocated recording the value of the option at the expected value that lies between these two extremes. However, this procedure would result in a more subjective valuation. The recording and measurement of common stock option plans will undoubtedly continue to be a controversial issue in the near future. In addition, recent innovations using leverage and preferred stock have added to the complexity of employee stock option plans.

**Reporting Stock Options under FASB ASC 718** Many accountants believe that the procedures for recognizing common stock options previously required under the provisions of *APB Opinion No. 25* resulted in understated income statement and balance sheet valuations. They maintain that employees accepting



stock options are accepting an investment in the firm in lieu of additional cash compensation. For example, in 1984, Walt Disney Company granted stock options to its chairman of the board, Michael Eisner. These options allowed him to purchase shares at approximately \$57.44 per share. By 1992, when he exercised most of his options, the split-adjusted value of the shares had risen to approximately \$646.00. As a result, Eisner realized a profit of over \$126,900,000. However, the accounting rules in place at the time did not require Disney to report any expense at the time the options were granted.<sup>24</sup> As the result of many similar situations, several organizations interested in the development of accounting standards asked the FASB to reconsider the reporting requirements contained in *APB Opinion No. 25*.

Because options are generally given to motivate future performance, the option price is almost always at the market price at the time options are granted with an expiration date of 10 years.<sup>25</sup> As a result, the provisions of *APB Opinion No. 25* seldom resulted in companies reporting compensation expense when stock options were granted. This inconsistency and the increasing use of stock option plans as a form of employee compensation caused the FASB to reconsider accounting for stock options.

The accounting guidance for stock options now contained at FASB ASC 718 has a long and evolutionary history. As far back as 1984, the FASB issued an invitation to comment on the stock option issue, and between that time and 1988, the FASB deliberated the subject. However, even though the Board initially came to an agreement that stock options were a form of employee compensation, it could not agree on how to account for their cost. In 1992, the FASB again took up the issue and in 1993 issued an exposure draft reaffirming the Board's position that stock options are a form of employee compensation that should be estimated at fair value.

The FASB received more than 1,700 comment letters on the exposure draft that mainly objected to the proposed new treatment. Opponents claimed that the result would be a dramatic charge against earnings that would have detrimental effects on competitiveness and innovation and might also have the unintended consequence of companies deciding to discontinue their stock option plans. Subsequently, in 1993, Senator Joseph Lieberman introduced a bill in Congress that would have ordered the SEC to require that no compensation expense be reported on the income statement for stock option plans. This bill could have set a dangerous precedent for interfering in the operations of the FASB.

The strong opposition to the FASB's position forced it to compromise. In 1995 the Board released *SFAS No. 123*, "Accounting for Stock Based Compensation" (superseded). This pronouncement encouraged firms to recognize the estimated value of stock options as an expense, but it allowed this expense to be disclosed in the footnotes to the financial statements. However, the FASB urged companies to voluntarily disclose the fair value of the compensation expense associated with stock options in their financial statements.

24. Thomas Barton, William Shenkir, and Frederick Cole, "Other Voices," *Barron's* (November 14, 1994), 65–68.

25. See, for example, S. R. Matsunaga, "The Effects of Financial Reporting Costs on the Use of Employee Stock Options," *Accounting Review* 70, no. 1 (1995): 1–26; "The Relationship between Abnormal Stock Price Performance and Equity Incentive Programs," White Paper (Scottsdale, AZ: Gradient Analytics, Inc, 2005).



Criticism of the footnote disclosure requirement became more vocal in the early 2000s because of the widespread concern over deceptive accounting practices at companies accused of fraud (e.g., Enron, Tyco, and WorldCom). In several of these situations, corporations used stock options to avoid paying U.S. taxes while overstating earnings, and company executives who held substantial stock options were motivated to artificially inflate stock prices for their own financial gain.

Stock options helped companies avoid paying taxes, because when they were exercised, corporations took a tax deduction for the difference between what employees paid for the stock and its current value. But under the accounting rules in force at the time, companies didn't treat stock options transactions as expenses. For example, Microsoft had a tax savings of \$2.7 billion in stock option tax benefits during the period from 1996 to 1998. The savings were realized largely because stock option tax benefits depend on how much a company's stock has gone up in value. Consequently, the tax savings were especially large in high-tech industries whose market valuations increased substantially during that same three-year period.

The disclosures arising from these cases increased the demand for more transparency in corporate reporting. The FASB responded to these concerns with the release of *SFAS No. 123R* (see FASB ASC 718) in December 2004. This guidance requires companies issuing stock options to estimate the compensation expense arising from the granting of stock options by using a fair-value method and to disclose this estimated compensation expense on their income statements.

Under the fair-value method, companies measure the expected future value of stock options by using either the model developed by Fisher Black and Myron Scholes<sup>26</sup> or the binomial lattice model. FASB ASC 718-10-55 does not favor the use of either model; rather, it indicates that "The measurement objective for equity instruments awarded to employees is to estimate the fair value at the grant date of the equity instruments that the entity is obligated to issue when employees have rendered the requisite service and satisfied any other conditions necessary to earn the right to benefit from the instruments" (see FASB ASC 718-10-30-6). Both models satisfy this objective and use the same basic inputs:

1. The underlying stock price
2. The risk-free rate of interest
3. The strike price
4. The dividend yield
5. The volatility of the company's stock price
6. The expected term of the option

The difference between the models is that the binomial lattice method allows companies to change the parameters. It takes into consideration that in any period, a stock price can increase or decrease. Additionally, though the Black-Scholes model assumes that option holders will not exercise until the end of the option period, the binomial lattice model allows for early exercise. The binomial

26. This model, termed Black-Scholes, was further refined by Scholes and Robert Merton to incorporate other areas of finance. For this work they received the Nobel Prize for economics in 1997. Fisher Black, who died in 1995, was ineligible for the Nobel Prize, because it is not awarded posthumously.

lattice model results in a number of potential outcomes whose present values are summed at the risk-free rate of return. These values are then averaged to arrive at the fair value of the option.

The opposition to the FASB ASC 718 guidance did not end with the issuance of *SFAS No. 123R*. In 2006, twenty-seven noted economists and business leaders, including Nobel Prize-winning economist Milton Friedman and former cabinet officer George Schultz, issued a position paper opposing its provisions. The signatories to this position paper opposed expensing stock options because they believed it to be improper accounting that results in the serious impairment of the financial statements of companies that are users of broad-based stock option plans. Additionally, they believed that the requirements result in damage to companies' bottom lines, compromise their ability to attract talented employees, and make them less competitive against foreign rivals that don't face similar requirements.<sup>27</sup>

### Stock Warrants

Stock warrants are certificates that allow holders to acquire shares of stock at certain prices within stated periods. These certificates are generally issued under one of two conditions:

1. As evidence of the *preemptive right* of current shareholders to purchase additional shares of common stock from new stock issues in proportion to their current ownership percentage
2. As an inducement originally attached to debt or preferred shares to increase the marketability of these securities

Under current practice, the accounting for the preemptive right of existing shareholders creates no particular problem. These warrants are recorded only as memoranda in the formal accounting records. In the event warrants of this type are exercised, the value of the shares of stock issued is measured at the amount of cash exchanged.

Detachable warrants attached to other securities require a separate valuation because they may be traded on the open market. The amount to be attributed to these types of warrants depends on their value in the securities market. Their value is measured by determining the percentage relationship of the price of the warrant to the total market price of the security and warrant and then applying this percentage to the proceeds of the security issue. This procedure should be followed whether the warrants are associated with bonds or with preferred stock.

In *APB Opinion No. 14* (see FASB ASC 470), the APB supported this approach when it stated:

The Board is of the opinion that the portion of the proceeds of debt securities issued with detachable stock purchase warrants which is applicable to the warrants should be accounted for as paid-in capital. The allocation should be based on the relative fair value of the two securities at the time of issuance.<sup>28</sup>

27. K. Hagopian, "Expensing Employee Stock Options Is Improper Accounting," *California Management Review* 48, no. 4 (2006): 136–156.

28. Accounting Principles Board, *Opinion No. 14*, "Accounting for Convertible Debt and Debt Issued with Stock Purchase Warrants" (New York: AICPA, 1969), para. 16.

If the warrants are exercised, their value is added to the cash received to arrive at the carrying value of the common stock. In the event the warrants are not exercised within the designated period, the portion of the cost of the security allocated to the warrants remains on the books as paid-in capital.

## Retained Earnings

Legal restrictions in most states allow corporations to pay dividends only when there are accumulated, undistributed earnings. These restrictions have resulted in the reporting of earned capital as a component of owners' equity separate from paid-in capital. Although some states allow dividends from paid-in capital in the event of deficits, corporate managements generally do not wish to deplete capital, and distributions of this type are rare.

*Retained earnings* represent the accumulated net profits of a corporation that have not been distributed as dividends. It also should be noted that accumulated retained earnings do not necessarily mean that a corporation has the cash available to pay dividends. Accumulated earnings allow corporations to distribute dividends; the actual cash funds to pay these dividends must be available or acquired from other sources.

In many cases the retained earnings balance disclosed on the financial statements is divided into appropriated and unappropriated sections. Appropriated retained earnings comprise that portion of retained earnings that is not available to distribute as dividends. Appropriations can arise from legal restrictions, contractual restrictions, or internal decisions. However, an appropriation does not provide the funds to accomplish stated objectives, and it can be argued that these disclosures might be just as effective if presented as footnotes.

## Stock Dividends

As noted previously, corporations might have accumulated earnings but not have the funds available to distribute these earnings as cash dividends to stockholders. In such cases, the company may elect to distribute some of its own shares of stock as dividends to current stockholders. Distributions of this type are termed *stock dividends*. When stock dividends are minor, relative to the total number of shares outstanding, retained earnings are reduced by the market value of the shares distributed. Capital stock and additional paid-in capital are increased by the par value of the shares and any excess, respectively. In theory, a relatively small stock dividend will not adversely affect the previously established market value of the stock. The rationale behind stock dividend distributions is that the stockholders will receive additional shares with the same value per share as those previously held. Nevertheless, stock dividends are not income to the recipients. They represent no distribution of corporate assets to the owners and are simply a reclassification of ownership interests.

## Stock Splits

A procedure somewhat similar to stock dividends, but with a different purpose, is a *stock split*. The most economical method of purchasing and selling stock in the stock market is in blocks of 100 shares, and this practice affects the marketability of the stock. The higher the price of an individual share of stock, the smaller the number of people who can purchase the stock in blocks of 100. For this reason, many corporations seek to maintain the price of their stock within certain ranges. When the

price climbs above that range, the firm may decide to issue additional shares to all existing stockholders (or split the stock). In a stock split, each stockholder receives a stated multiple of the number of shares currently held (usually 2 or 3 for 1), which lowers the market price per share. In theory, this lower price should be equivalent to dividing the current price by the multiple of shares in the split; but intervening variables in the marketplace often affect prices simultaneously. A stock split does not cause any change in the stockholder's equity section except to increase the number of actual shares outstanding and reduce the par or stated value per share. No additional values are assigned to the shares of stock issued in a stock split, because no distribution of assets or reclassification of ownership interests occurs.

A question sometimes arises as to whether a stock dividend is in actuality a stock split and should be treated accordingly. In a stock dividend, no material change in the market price of the shares is anticipated, whereas stock splits are undertaken specifically to change the market price of the shares. A large stock dividend can cause market prices to decline regardless of the terminology attached to the distribution. A rule of thumb is that if a stock dividend is at least 20 to 25 percent of the outstanding shares, the distribution should be recorded in a manner similar to a stock split. Stock distributions of this magnitude are termed *large stock dividends*. When large stock dividends are declared, standard practice is to capitalize an amount of retained earnings equal to the par value of the shares issued.

## Treasury Stock

Capital may be reduced by formally repurchasing and canceling outstanding shares of stock; however, the corporation may informally reduce capital by acquiring shares on the open market without canceling them. These reacquired shares are termed *treasury stock*. Reacquisition of a company's own stock reduces both assets and stockholder equity and results in a legal restriction on retained earnings. The amount of shares repurchased is usually limited by the amount of a company's retained earnings.

In general, finance theory interprets stock repurchase announcements as an indication that management views them as underpriced in the marketplace.<sup>29</sup> In addition, a company may reacquire its own shares in order to offer employee stock options.

Two methods of accounting for treasury stock are found in current practice: the cost method and the par value method. Under the *cost method*, the presumption is that the shares acquired will be resold, and two events are assumed: (1) the corporation purchases the shares, and (2) the shares are resold to a new stockholder. The reacquired shares are recorded at cost, and this amount is disclosed as negative stockholders' equity by deducting it from total capital until the shares are resold. Because treasury stock transactions are transactions with owners, any difference between the acquisition price and the sales price is generally treated as an adjustment to paid-in capital (unless sufficient additional paid-in capital is not available to offset any "loss"; in such cases, retained earnings are charged).

Under the *par value method*, it is assumed that the corporation's relationship with the original stockholder is ended. The transaction is in substance a retirement;

29. Ibid.

hence, the shares are considered constructively retired. Therefore, legal capital and additional paid-in capital are reduced for the original issue price of the reacquired shares. Any difference between the original issue price and the reacquisition price is treated as an adjustment to additional paid-in capital (unless a sufficient balance is not available to offset a “loss,” and retained earnings are charged). The par value of the reacquired shares is disclosed as a deduction from capital stock until the treasury shares are reissued.

The disclosure requirements for treasury stock in financial statements are not clearly defined by generally accepted accounting principles. For example, *APB Opinion No. 6*, since superseded, stated:

When a corporation’s stock is acquired for purposes other than retirement (formal or constructive), or when ultimate disposition has not yet been decided, the cost of acquired stock may be shown separately, as a deduction from the total capital stock, capital surplus, and retained earnings, or may be accorded the accounting treatment appropriate for retired stock, or in some circumstances may be shown as an asset.<sup>30</sup>

This opinion, in effect, allowed virtually any presentation of treasury stock desired by a corporation and disregarded the reasons for the acquisition of the shares. Treasury stock is clearly not an asset because a company cannot own itself, and dividends are not paid on treasury shares. Similarly, “gains” and “losses” on treasury stock transactions are not to be reported on the income statement because of the possibility of income manipulation and because gains and losses cannot result from investments by owners or distributions to owners. FASB ASC 505-30-45-1 now indicates that the cost of treasury stock should be shown separately as a deduction from the total of capital stock, additional paid-in capital, and retained earnings.

## Other Comprehensive Income

Items recorded as other comprehensive income arise from events not connected with the issuance of stock or the normal profit-directed operations of the company. They result from the need to recognize assets or changes in value of other balance sheet items that have been excluded from the components of income by an authoritative body. The recognition issues for these items are discussed elsewhere in the text. The major examples of other comprehensive income are unrealized gains and losses on investments in debt and equity securities classified as available for sale securities (discussed in Chapter 8), and unrealized gains and losses resulting from the translation of certain investments in foreign subsidiaries (discussed in Chapter 16).

## Quasi-Reorganizations

A corporation that suffers losses over an extended period of time might find it difficult to attract new capital. That is, debt holders and stockholders wish to receive a return on their investments, but a period of unprofitable operations can restrict

30. Accounting Principles Board, *Opinion No. 6*, “Status of Accounting Research Bulletins” (New York: AICPA, 1965), para. 12.

the corporation's ability to offer interest and dividend payments. This is particularly true for stockholders, who cannot receive dividends unless there is a positive retained earnings balance.

In some cases a corporate reorganization allowed under the provisions of state law may be attempted as an alternative to bankruptcy. These situations are termed *quasi-reorganizations*, and the company is given a fresh start by eliminating the deficit balance in retained earnings and writing down any overvalued assets. If a quasi-reorganization is undertaken, the corporation must clearly disclose its plan to the stockholders and receive their formal approval.

Modigliani and Miller found that the actual payment of dividends did not affect the market value of an enterprise, whereas the ability to pay dividends did affect a firm's market value.<sup>31</sup> A quasi-reorganization gives a firm the ability to pay dividends sooner than it would have been able to without a quasi-reorganization, and a quasi-reorganization can positively affect the market value of a reorganized enterprise. Therefore a firm that is unable to pay dividends because of negative retained earnings will be able to raise new capital more economically if it first engages in a quasi-reorganization.

The steps involved in a quasi-reorganization are as follows:

1. Assets are written down to their fair market value against retained earnings or additional paid-in capital.
2. The retained earnings deficit is eliminated against additional paid-in capital or legal capital.
3. The zero retained earnings balance is dated, and this date is retained until it loses its significance (typically 5 to 10 years).

### **Noncontrolling Interest**

When one company acquires control of another in a business combination, it may not acquire all of the acquiree's ownership interest. The nonacquired portion, including both common stock and preferred stock, of the acquiree's equity is termed *noncontrolling interest*. *SFAS No. 160* (see FASB ASC 810) requires that noncontrolling interest be reported in the acquirer's balance sheet as a component of owners' equity, following the presentation of the acquirer's owners' equity. It is then added to the acquirer's owners' equity to show total equity of the consolidated entity. Prior to the issuance of *SFAS No. 160*, companies often reported noncontrolling interest either as a liability or as a quasi-liability between liabilities and owners' equity. Proponents of these approaches argued that financial statements were prepared for the controlling interest, and thus the equity in the business belonged only to them. They also argued that noncontrolling interest is an interest in a part of the company that is not owned by the controlling interest and as such is not an equity interest in the business itself. Opponents contend, and the FASB concurs, that noncontrolling interest is an ownership interest in the total entity and should be reported as a component of owners' equity. The specific measurement and reporting requirements of noncontrolling interest and an expanded discussion of the theoretical arguments for including it in equity are presented in Chapter 16.

31. Modigliani and Miller, "Cost of Capital, Corporation Finance and the Theory of Investment," 261–297.

## Financial Analysis of Stockholders' Equity

The financial analysis of investment returns was introduced in Chapter 7. The return-on-assets (ROA) ratio measures the average return on investment to all investors regardless of their relationship to the company. This ratio is based on the entity theory in that it does not distinguish among investors and reports on overall firm performance. A ratio that reports on a company's performance from the point of view of its common stockholders is the return on common shareholders' equity (ROCSE). This ratio is based on the proprietary theory in that borrowing costs are considered expenses rather than a return on investment and is calculated

$$\text{ROCSE} = \frac{\text{Net income available to common shareholders}}{\text{Average common stockholders' equity}}$$

When calculating this ratio, transitory items are eliminated in order to reflect sustainable income available to common stockholders. Table 15.1 contains information to calculate ROCSE for Hershey and Tootsie Roll.

**TABLE 15.1** Selected Data (\$000 omitted)

Hershey	2011	2010	2009
Net income	\$ 628,962	\$ 509,799	
Business realignment and asset impairment charge net of tax	-886	83,433	
Stockholder's equity	872,648	937,601	\$ 760,339
Total assets	4,412,199	4,272,732	3,675,031
Tootsie Roll			
Net income	\$ 43,938	\$ 53,063	
Stockholder's equity	665,935	667,408	\$ 652,485
Total assets	857,856	857,959	838,247

Hershey's 2011 net income was \$628,962,000, and its 2010 net income was \$509,799,000. The company reported asset impairment charges in 2011 and 2010.

Tootsie Roll's 2011 net income was \$43,938,000. In 2010, the company's net income was \$53,063,000.

The ROCSEs for Hershey and Tootsie Roll for fiscal 2011 and 2010 are calculated as follows (\$000 omitted).

Return on Common Stockholders' Equity (ROCSE)		
	Hershey	Tootsie Roll
2011	$\frac{(\$628,962 - 886)}{(\$872,648 + 937,601)/2} = 0.694$	$\frac{\$43,938}{(\$665,935 + 667,408)/2} = 0.066$
2010	$\frac{(\$509,799 + 83,433)}{(\$937,601 + 760,339)/2} = 0.699$	$\frac{\$53,063}{(\$667,408 + 652,485)/2} = 0.080$



The ROCSE is affected by both profitability and the extent to which a company employs financial leverage. As discussed in Chapter 11, financial leverage increases the rate of return to common stockholders when the return on investment projects is greater than the cost of the borrowed funds. Hershey's ROCSE slightly decreased from 69.9 percent in 2010 to 69.4 percent in 2011. These returns are much higher than the adjusted ROA measure of 15.89 percent for 2011 that was illustrated in Chapter 7. Tootsie Roll's ROCSE decreased from 8.0 percent in 2010 to 6.6 percent in 2011. These returns are somewhat higher than the adjusted ROA measure of 5.13 percent for 2011 that was illustrated in Chapter 7. They are also much higher than the five-year industry average of 5.8 percent. Tootsie Roll's ROCSEs of 6.1 percent and 8.2 percent for fiscal years 2011 and 2010, respectively, are slightly higher than the industry average.

Because ROCSE measures the return to common stockholders, the numerator should be reduced by dividends to preferred stockholders. Neither Tootsie Roll nor Hershey has any preferred stockholders. However, both companies have Class B common stock. Because these shares are similar to preferred shares, a better picture of the return to common stock would exclude their dividends from the numerator and their claim to equity from the denominator. Removal of the effects of the Class B stock for Hershey had only a minor effect on the company's ROCSE. There is insufficient information available to make similar adjustments for Tootsie Roll.

A company's use of financial leverage can be further evaluated by calculating the financial structure ratio (FSR). This ratio indicates the proportion of the company's assets that are being financed by the stockholders and is calculated

$$\text{FSR} = \frac{\text{Average assets}}{\text{Average common stockholders' equity}}$$

	Hershey	Tootsie Roll
2011	$\frac{(\$4,412,199 + 4,272,732)/2}{(\$872,648 + 937,601)/2} = 4.80$	$\frac{(\$857,856 + 857,959)/2}{(\$665,935 + 667,408)/2} = 1.29$
2010	$\frac{(\$4,272,732 + 3,675,031)/2}{(\$937,601 + 760,339)/2} = 4.68$	$\frac{(\$857,959 + 838,247)/2}{(\$667,408 + 652,485)/2} = 1.29$

These ratios indicate that Hershey's relatively greater use of financial leverage results in a rate of return to the common stockholders that exceeds what it earns on its assets. Tootsie Roll's failure to use financial leverage resulted in a ROCSE that was only slightly higher than its adjusted return on assets.

## International Accounting Standards

The IASB has addressed the following issues relating to stockholders' equity: the presentation of equity on the financial statements in its framework (see below) and share-based payments in *IFRS No. 2*.

In "Framework for the Preparation and Presentation of Financial Statements," the IASB indicated a preference for the proprietary theory when it stated,



“Equity is the residual interest in the assets of the enterprise after deducting all its liabilities.”<sup>32</sup> The IASC then indicated that equity may be subclassified to disclose amounts contributed by stockholders, retained earnings, reserves, and capital maintenance adjustments. These subclassifications are viewed as relevant to the decision-making needs of the users of financial statements because they indicate any current legal restrictions and may reflect the fact that different ownership interests have different rights.

The objective of *IFRS No. 2, “Share-Based Payment,”*<sup>33</sup> is to specify the financial reporting by an entity for the effects of share-based payment transactions, including expenses associated with transactions in which *share options* are granted to employees. The concept of share-based payments outlined in *IFRS No. 2* is broader than the concept of employee share options. *IFRS No. 2* encompasses the issuance of shares, or rights to shares, in return for services and goods. Examples of items included in the scope of *IFRS No. 2* are share appreciation rights, employee share purchase plans, employee share ownership plans, share option plans, and plans where the issuance of shares (or rights to shares) might depend on market or non-market-related conditions. *IFRS No. 2* requires an entity to recognize share-based payment transactions in its financial statements, including transactions with employees or other parties to be settled in cash, other assets, or equity instruments of the entity as an increase in a component of stockholders’ equity and an expense.

*IFRS No. 2* sets out measurement principles and specific requirements for three types of share-based payment transactions:

1. Equity-settled share-based payment transactions, in which the entity receives goods or services as consideration for equity instruments of the entity (including shares or share options)
2. Cash-settled share-based payment transactions, in which the entity acquires goods or services by incurring liabilities to the supplier of those goods or services for amounts that are based on the price (or value) of the entity’s shares or other equity instruments of the entity
3. Transactions in which the entity receives or acquires goods or services, and the terms of the arrangement provide either the entity or the supplier of those goods or services with a choice of whether the entity settles the transaction in cash or by issuing equity instruments

For equity-settled share-based payment transactions, the IFRS requires an entity to measure the goods or services received, and the corresponding increase in equity—directly—at the fair value of the goods or services received, unless that fair value cannot be estimated reliably.

For cash-settled share-based payment transactions, the IFRS requires an entity to measure the goods or services acquired and the liability incurred at the fair value of the liability. Until the liability is settled, the entity is required to remeasure the fair value of the liability at each reporting date and at the date of

32. International Accounting Standards Committee, “Framework for the Preparation and Presentation of Financial Statements,” (London, IASB, 1989), para. 49(c).

33. International Financial Reporting Standard No. 2, “Share-Based Payment” (London: IASB, 2004).

settlement, and any changes in value are to be recognized in profit or loss for the period.

For share-based payment transactions in which the terms of the arrangement provide either the entity or the supplier of goods or services with a choice of whether the entity settles the transaction in cash or by issuing equity instruments, the entity is required to account for that transaction, or the components of that transaction, as a cash-settled share-based payment transaction if, and to the extent that, the entity has incurred a liability to settle in cash (or other assets), or as an equity-settled share-based payment transaction if, and to the extent that, no such liability has been incurred.

*IFRS No. 2* also prescribes various disclosure requirements to enable users of financial statements to understand

1. The nature and extent of share-based payment arrangements that existed during the period
2. How the fair value of the goods or services received, or the fair value of the equity instruments granted, during the period was determined
3. The effect of share-based payment transactions on the entity's profit or loss for the period and on its financial position<sup>34</sup>

---

## Cases

---

- **Case 15-1 Accounting for Employee Stock Options: Theoretical Arguments**

Arts Corporation offers a generous employee compensation package that includes employee stock options. The exercise price has always been equal to the market price of the stock at the date of grant. The corporate controller, John Jones, believes that employee stock options, like all obligations to issue the corporation's own stock, are equity. The new staff accountant, Marcy Means, disagrees. Marcy argues that when a company issues stock for less than current value, the value of preexisting stockholders' shares is diluted.

*Required:*

- a. Describe how Arts Corporation should account for its employee stock option plan, under existing GAAP.
- b. Pretend you are hired to debate the issue of the proper treatment of options written on a company's own stock. Formulate your argument, citing concepts and definitions to buttress your case, assuming

34. Although the accounting requirements of FASB ASC and IFRS are similar, there are some differences that are beyond the scope of this text. For a summary of those differences, see Andrew Mandel and Fred Whittlesey, "Convergence Towards International Financial Reporting Standards Will Require Comprehensive Review of Executive and Equity Compensation Programs," *Insightout* (2008), [http://www.buckconsultants.com/buckconsultants/Portals/0/Documents/PUBLICATIONS/White\\_Papers/WP\\_Compensation/wp\\_insight\\_Compensation\\_Convergence\\_IFRS.pdf](http://www.buckconsultants.com/buckconsultants/Portals/0/Documents/PUBLICATIONS/White_Papers/WP_Compensation/wp_insight_Compensation_Convergence_IFRS.pdf).

- i. You are siding with John
- ii. You are siding with Marcy

### • Case 15-2 Financial Statements under Various Theories of Equity

Drake Company reported the following for 2014:

Current assets	\$87,000
Current liabilities	19,000
Revenues	450,000
Cost of goods sold	220,000
Noncurrent assets	186,000
Bonds payable (10%, issued at par)	100,000
Preferred stock, \$5, \$100 par	20,000
Common stock, \$10 par	50,000
Paid-in capital in excess of par	48,000
Operating expenses	64,000
Retained earnings	36,000

Common stockholders received a \$2 dividend during the year. The preferred stock is noncumulative and nonparticipating.

*Required:*

- a. Ignoring income taxes, prepare an income statement and balance sheet for Drake Company at December 31, 2014, that is consistent with each of the following theories of equity:
  - i. Entity theory
  - ii. Proprietary theory
  - iii. Residual equity theory
- b. For each theory cited above, compute the December 31, 2014, debt-to-equity ratio. If none would be computed, discuss why.

### • Case 15-3 Accounting for Treasury Stocks

For numerous reasons, a corporation may reacquire shares of its own capital stock. When a company purchases treasury stock, it has two options as to how to account for the shares: the cost method and the par value method.

*Required:*

Compare and contrast the cost method and the par value method for each of the following:

- a. Purchase of shares at a price less than par value
- b. Purchase of shares at a price greater than par value
- c. Subsequent resale of treasury shares at a price less than purchase price but more than par value

- d. Subsequent resale of treasury shares at a price greater than both purchase price and par value
- e. Effect on net income

### • Case 15-4 Accounting for a Quasi-Reorganization

Carrol, Inc., accomplished a quasi-reorganization effective December 31, 2014. Immediately before the quasi-reorganization, the stockholders' equity was as follows:

Common Stock, Par Value \$10 per Share	
Authorized issued and outstanding 400,000 shares	\$4,000,000
Additional paid-in capital	600,000
Retained earnings (deficit)	(900,000)

Under the terms of the quasi-reorganization, the par value of the common stock was reduced from \$10 per share to \$5 per share, and equipment was written down by \$1.2 million.

*Required:*

Discuss the accounting treatment necessary to accomplish this quasi-reorganization.

### • Case 15-5 Stock Options: Various Methods

Stock options are widely used as a form of compensation for corporate executives.

*Required:*

- a. Identify five methods that had been proposed for determining the value of executive stock options before the release of *SFAS No. 123R*.
- b. Discuss the conceptual merits of each of these proposed methods.

### • Case 15-6 Effects of Stock Options

On January 1, 2014, as an incentive to improved performance of duties, Recycling Corporation adopted a qualified stock option plan to grant corporate executives nontransferable stock options to 500,000 shares of its unissued \$1 par value common stock. The options were granted on May 1, 2014, at \$25 per share, the market price on that date. All the options were exercisable one year later and for four years thereafter, providing that the grantee was employed by the corporation at the date of exercise.

The market price of this stock was \$40 per share on May 1, 2015. All options were exercised before December 31, 2015, at times when the market price varied between \$40 and \$50 per share.

*Required:*

- a. What information on this option plan should be presented in the financial statements of Recycling Corporation at (i) December 31, 2014, and (ii) December 31, 2015? Explain.
- b. It has been said that the exercise of such a stock option would dilute the equity of existing stockholders in the corporation.

- i. How could this happen? Discuss.
- ii. What conditions could prevent a dilution of existing equities from taking place in this transaction? Discuss.

### • Case 15-7 Theoretical Implications of Various Theories of Equity

The proprietary theory, the entity theory, and the funds theory are three approaches to accounting for equities.

*Required:*

- a. Describe briefly each of these theories.
- b. State your reasons for emphasizing the application of one of these theories to each of the following:
  - i. Single proprietorship
  - ii. Partnership
  - iii. Financial institutions (banks)
  - iv. Consolidated statements
  - v. Estate accounting

### • Case 15-8 Classification of Stockholders' Equity

The total owners' equity is usually under a number of subcaptions on the corporation's balance sheet.

*Required:*

- a. List the major subdivisions of the stockholders' equity section of a corporate balance sheet, and describe briefly the nature of the amounts that will appear in each section.
- b. Explain fully the reasons for subdividing the amount of stockholders' equity, including legal, accounting, and other considerations.
- c. Describe three kinds of transactions that will result in paid-in or permanent capital in excess of legal or stated capital.
- d. Various accounting authorities have recommended that the terms *paid-in surplus* and *earned surplus* not be used in published financial statements. Explain briefly the reason for this suggestion, and indicate acceptable substitutes for the terms.

### • Case 15-9 Stock Dividends

The directors of Lenox Corporation are considering issuing a stock dividend.

*Required:*

- a. What is a stock dividend? How is a stock dividend distinguished from a stock split from a legal standpoint? From an accounting standpoint?
- b. For what reasons does a corporation usually declare a stock dividend? A stock split?

- c. Discuss the amount, if any, of retained earnings to be capitalized in connection with a stock dividend.

### • Case 15-10 Stock Splits and Stock Dividends

A corporation may use stock splits and stock dividends to change the number of shares of its stock outstanding.

*Required:*

- a. What is meant by a stock split effected in the form of a dividend?
- b. From an accounting viewpoint, explain how the stock split effected in the form of a dividend differs from an ordinary stock dividend.
- c. How should a stock dividend that has been declared but not yet issued be classified in a statement of financial position? Why?

### • Case 15-11 Accounting for Employee Stock Option Plans (ESOPs)

Growth Corporation offered the following stock option plan to its employees: Each employee will receive 1,000 options to purchase shares of stock at an option price equal to the market price of the company's common shares on the grant date, January 1, 2013. On that date,

The market price per share was	\$22
The fair value of an option was	\$ 3

*Required:*

- a. Describe how the ESOPs would have been reported under the provisions of *APB Opinion No. 25*.
- b. Analyze and explain the consequences of the *APB Opinion No. 25* accounting treatment. Your analysis should consider the following:
  - i. The conceptual framework
  - ii. Any ethical implications
  - iii. The impact on financial statements
  - iv. The impact on financial ratios
- c. The FASB now requires companies to use the fair value method of accounting for ESOPs as described in *FASB ASC 718*. Describe how the ESOPs will be reported under this method.
- d. Analyze and explain the consequences of using fair value to measure and report the ESOPs. Your analysis should consider the following:
  - i. The conceptual framework
  - ii. Any ethical implications
  - iii. The impact on financial statements
  - iv. The impact on financial ratios

### • Case 15-12 Debt versus Equity

The entity theory of equity implies that there should be no need for financial statements to distinguish between debt and equity. Alternatively, proprietary

theory implies that such a distinction is necessary and yields information vital to owners and potential stockholders.

*Required:*

- a. Discuss the entity theory rationale for making no distinction between debt and equity.
- b. Is entity theory or proprietary theory consistent with modern theories of finance—that is, does the firm’s capital structure make a difference? Explain.

### • Case 15-13 Convertible Debt Conversion Features

FASB ASC 470 contains GAAP requirements for the initial recording of convertible debt. These debt instruments have either beneficial conversion features or conversion features that are not beneficial.

*Required:*

- a. When does a convertible bond have a beneficial conversion feature that is not within the cash conversion subsection of ASC 470? Describe how these bonds are accounted for upon issuance and discuss the rationale for this treatment.
- b. Are bonds that do not have a beneficial conversion feature accounted for in the same manner as those that do? If not, how and why are they accounted for differently?

## FASB ASC Research

---

For each of the following research cases, search the FASB ASC database for information to address the issues. Cut and paste the FASB requirements that support your responses. Then summarize briefly what your responses are, citing the pronouncements and paragraphs used to support your responses.

### • FASB ASC 15-1 Cost to Issue Equity Securities to Effect a Business Combination

Search the FASB ASC database to determine how a company should account for the cost incurred to issue equity securities when it issues equity securities to purchase another company. Copy and paste your findings (citing the source), and write a brief summary of what your research results mean.

### • FASB ASC 15-2 Treasury Stock

Search the FASB ASC database to determine whether under current GAAP, treasury stock can be reported as an asset. If not, was treasury stock allowed to be reported as an asset in the past? Copy and paste your findings (citing the source), and write a brief summary of what your research results mean.

### • FASB ASC 15-3 Quasi-Reorganizations

Accounting for quasi-reorganizations is contained in the FASB ASC. Find this topic, cite the source, and copy and paste the relevant requirements for accounting for quasi-reorganizations.

- **FASB ASC 15-4 Dividends in Arrears**

Find the requirements for disclosing cumulative preferred dividends in arrears in the FASB ASC.

- **FASB ASC 15-5 Stock Dividends and Splits**

Find the FASB ASC guidance on accounting for stock dividends and stock splits and cite it. Write a brief summary of the FASB ASC guidance on accounting for stock splits and stock dividends.

- **FASB ASC 15-6 Treasury Stock**

Find the FASB ASC guidance on accounting for treasury stock and cite it. Write a brief summary of the FASB ASC guidance on accounting for treasury stock.

- **FASB ASC 15-7 Mandatorily Redeemable Preferred Stock**

The FASB ASC contains guidance on mandatorily redeemable preferred stock. Search the FASB ASC for answers to the following questions:

1. How does the FASB ASC define mandatorily redeemable preferred stock?
2. How is mandatorily redeemable preferred stock initially measured?
3. How should entities that have no equity instruments outstanding and only mandatorily redeemable preferred stock disclose this information?

## **Room for Debate**

---

- **Debate 15-1 The Nature of Stock Options**

In the 1990 discussion memorandum “Distinguishing between Liability and Equity Instruments and Accounting for Instruments with Characteristics of Both,” the FASB presented arguments relating to the presentation and measurement of a company’s stock options and warrants. Under current GAAP, stock options and warrants are measured at the historical fair value of consideration received at issuance. The amount received is reported as an element of stockholders’ equity.

Some theorists argue that stock options and warrants represent obligations of the issuing entity and should be reported as liabilities. Moreover, a more appropriate measure would be fair value of the options or warrants at the balance sheet date.

*Team Debate:*

- Team 1: Argue for the current GAAP treatment for the issuance and subsequent reporting of stock options and warrants.
- Team 2: Argue for reporting stock options and warrants as liabilities measured at current fair value.



- **Debate 15-2 The Nature of Cumulative Preferred Dividends**

Under GAAP, cumulative preferred dividends are reported as liabilities only after they have been declared by the corporation's board of directors. For the following debate, support your arguments by referring to the *SFAC No. 6* definition of liabilities and the consequent characteristics of liabilities.

*Team Debate:*

- Team 1: Argue that cumulative preferred dividends are liabilities, even if they are not declared.
- Team 2: Argue that cumulative preferred dividends are not liabilities unless they are declared.

- **Debate 15-3 Distinguishing Between Debt and Equity**

In its 1990 discussion memorandum on distinguishing between liabilities and equity, the FASB posed the question, "Should the sharp distinction between liabilities and equity be effectively eliminated?" To do so would be consistent with the entity theory of equity and with the notion that the capital structure (debt versus equity) of a firm is irrelevant to users of financial information.

*Team Debate:*

- Team 1: Argue for elimination of the distinction between debt and equity. Support your argument by citing the entity theory of equity as well as the finance theory asserting that capital structure is irrelevant.
- Team 2: Argue against elimination of the distinction between debt and equity. Support your argument by citing the proprietary theory of equity as well as the finance theory, asserting that capital structure is relevant.

## CHAPTER 16

---

# Accounting for Multiple Entities

---

Since the inception of the corporate form of organization, business enterprises have found it beneficial to combine operations to achieve economies of scale. These combined operations can vary from corporate joint ventures in which two or more corporations join together as a partnership for a project, such as drilling an offshore oil well, to the acquisition of one company by another. Accounting for the acquisitions of companies is complicated, because various terms may be used to describe them. Such terms as *consolidation*, *combination*, *merger*, and *purchase* have all been used interchangeably even though they are not all the same, and some are subclassifications of others. In this chapter we focus on three aspects of accounting for multiple entities: (1) the acquisition of one company by another—*business combinations*, (2) the reporting of parent and subsidiary relationships—*consolidations* and *segment reporting*, and (3) foreign currency translation for international subsidiaries.

### **Business Combinations**

---

Combining two or more previously separate business organizations into a single economic unit has been an observable phenomenon since the late 1800s. Wyatt categorized this phenomenon as follows:

- *The classical era.* The period from 1890 to 1904, following the passage of the Sherman Act. These combinations were generally accomplished through a holding company whose purpose was vertical integration of all operations from the acquisition of raw materials to the sale of the product.
- *Second wave.* The period from the end of World War I to the end of the 1920s. These combinations were generally piecemeal acquisitions whose purpose was to expand the operations of the acquiring company.

- *Third wave.* The period from the end of World War II through the 1960s. Again these were piecemeal acquisitions designed to strengthen competitive position, diversify into new areas, or keep up with technological changes.<sup>1</sup>

In addition to the foregoing reasons, several other factors can cause a business organization to consider combining with another organization:

- *Tax consequences.* The acquiring company may accrue the benefits of operating loss carry-forwards from the acquired business entity.
- *Growth and diversification.* The acquiring company might wish to obtain a new product or enter a new market.
- *Financial considerations.* A larger asset base can make it easier for the business entity to obtain additional funds from capital markets.
- *Competitive pressure.* Economies of scale can alleviate a highly competitive market situation.
- *Profit and retirement.* The seller may be motivated by a high profit or the desire to retire.<sup>2</sup>

## Accounting for Business Combinations

---

As an accounting concept, a business combination is the bringing together of two or more business entities into one accounting entity.<sup>3</sup> A *business combination* occurs when a transaction or event in which one entity (the acquirer) obtains control of one or more businesses (see FASB ASC 805-10-65-1). Under current generally accepted accounting principles (GAAP), *control* typically occurs when one company has a majority of the equity interest in another company. There are two methods of achieving majority ownership in another corporation: (1) the acquiring corporation purchases the voting stock of the acquired corporation for cash, or (2) the acquiring corporation exchanges its voting stock for the voting stock of the acquired corporation.

In accounting for business combinations, it is essential to recall that consistent with the qualitative characteristic of faithful representation, fair reporting of the results of economic events is the essence of the accounting process. Financial statements that report the results of a business combination should not be biased in favor of any group and must be based on the underlying substance of economic events. After the Securities and Exchange Commission (SEC) was established during the 1930s, two methods of accounting for business combinations evolved: purchase and pooling of interests.

A *pooling of interests* was considered to have occurred when the ownership of two or more previously separate entities were combined and continued as the result of the exchange of ownership shares. The acquiring company would obtain control by issuing shares to the owners of the acquired company. Thus the stock of the acquiring company, which was issued to obtain the acquired entity, replaced the stock of the

1. Arthur R. Wyatt, *A Critical Study of Accounting for Business Combinations* (New York: AICPA, 1963), 1–5.

2. *Ibid.*, 6–8.

3. Accounting Principles Board, *Opinion No. 16, "Business Combinations"* (New York: APB, 1970).

acquired entity. Given that a pooling of interests represented a continuation of business ownership in two or more previously separate businesses, the business combination was accounted for as the uniting of ownership interests. As a result, it was not accounted for as an acquisition but rather as a fusion of two or more previously separate entities. As a result, the book values of the assets and liabilities of the merging companies were added together and reported on a consolidated balance sheet. No adjustments were made to reflect the fair values of the assets and liabilities, and goodwill was *not* reported. In addition, income for the new reporting unit included the income since the last reporting date for each of the previously separate companies.

Note that when voting stock is exchanged, all the previous owners are still present, and the companies have simply united to carry on their previously separate operations. It follows that the pooling of interests method may be considered appropriate when the ownership of two or more entities is combined. Alternatively, when the acquiring company pays cash to acquire control over another company, only the parent company stockholders remain. In this case, the business combination is really no different from the purchase of an asset, such as a building. The only difference is that the acquiring company has, in effect, acquired all the assets of another business and has also assumed its liabilities. Clearly, a business combination that is effected by a cash purchase of equity shares should be accounted for as though it were a purchase. But is the acquisition of control over another business through an exchange of equity shares really a “pooling” of previously separate interests, or is it really a purchase where the acquiring company has issued shares of its stock, in lieu of cash, as a means of effecting a purchase?

The Accounting Principles Board (APB) reviewed this question and in 1970 issued *APB Opinion No. 16, “Business Combinations.”*<sup>4</sup> The Board found merit in the use of both the pooling of interests and the purchase methods and did not propose that one method be used to the exclusion of the other. The APB noted that the two methods were not alternatives for accounting for the same transaction and established specific criteria for determining whether a combination should be accounted for as a purchase or as a pooling of interests. Under *APB Opinion No. 16*, all transactions that involved the exchange of cash were accounted for as purchases, whereas exchanges of voting stock were reported as pooling of interests subject to twelve specific pooling criteria. If any of the criteria were violated, the combination was treated as a purchase. The pooling criteria were established to ensure that a combination could not be accounted for as a pooling of interests in cases where one group of stockholders achieved an advantage over another or where the combined entity did not plan to carry on the activities of the previously separate companies.

It should be emphasized that pooling of interests was considered appropriate only when there had been an exchange of voting stock and each of the *APB Opinion No. 16* conditions for a pooling was met. Where a combination was effected by a cash transaction or when any of the twelve pooling conditions was violated, the purchase method had to be used.

## Criticism of the Pooling of Interests Method

Critics argued that business combinations reported under the pooling of interests method were, in substance, similar to those reported under the purchase method, yet pooled financial statements were substantially different from those produced

4. Ibid.

by the purchase method. Unlike the purchase method, pooling ignored the values exchanged in a business combination. As a result, under the pooling method, information regarding how much was invested to acquire an equity interest was not disclosed, and assets that were not previously reported by the combining companies were ignored. The consequent understatement of assets and overstatement of income in subsequent years hampered the investor's ability to assess return on investment. Moreover, because the acquired assets were not measured in a manner similar to other acquisitions, it was difficult to compare the performance of pooled entities to other companies. The end result was perhaps the disruption of the efficient allocation of resources in the capital markets.

Another consideration was that the pooling of interests method is not allowed under international accounting standards. This condition might have further exacerbated intercompany comparisons of financial condition and performance. In early 2000, the Financial Accounting Standards Board (FASB) voted to eliminate the pooling of interests method for all business combinations occurring after January 1, 2001.

This decision resulted in economic consequences arguments about its potential effect on mergers. Proponents of the pooling method contended that its elimination will have a negative effect on the ability of companies to engage in mergers in the future and that many of the mergers that took place during the 1990s would not have been consummated if the ruling to eliminate pooling of interests had been in place at that time. As a result, on October 3, 2000, two members of Congress, Representatives Christopher Cox (R-CA) and Calvin Dooley (D-CA) introduced a bill in the House of Representatives that would delay completion of the project on business combinations. This action was immediately criticized by the chairman of the FASB, Edmund Jenkins, as legislative interference with the FASB's ability to do its job. Subsequently, five members of Congress (four of whom were CPAs) issued Dear Colleague letters opposing the bill. These events caused the FASB to revisit the issue, but in early 2001 the Board reaffirmed its decision to eliminate pooling of interests accounting. In June 2001, the FASB issued *SFAS No. 141*, "Business Combinations" (see FASB ASC 805), which abolished further use of the pooling of interests method for business combinations.

## The Fresh-Start Method

A stumbling block to the FASB's efforts to eliminate the pooling of interests method was the notion that some business combinations are essentially mergers of equals. In these cases none of the combining entities continues. Instead, a new combined entity that is substantially different from its predecessor companies emerges. In a 1998 position paper, the FASB determined that neither the purchase nor the pooling of interests methods may be appropriate for these types of business combinations; it proposed a new method, termed the *fresh-start method*. Under the fresh-start method, all assets of the combined, surviving entity would be revalued. The resulting financial statements would depict net assets and performance as though the enterprise were a newly formed business entity. Such a revaluation would be similar to that under the purchase method; all the net assets of all combined parties would be revalued rather than just those of the acquired entity.<sup>5</sup>

5. Invitation to Comment, "Methods of Accounting for Business Combinations: Recommendations of the G4 + 1 for Achieving Convergence," FASB, December 15, 1998.

## The Purchase Method

Opponents of the pooling of interests method argue that all two-party business combinations (except perhaps for joint ventures) are essentially acquisitions of one or more acquirees by an acquiring company. The FASB issued *SFAS No. 141* in support of this contention. Its release required all business combinations that were excluded from its scope to be accounted for under the purchase method. This requirement meant that the purchase method would be used when one company obtained control over that business either by acquiring its net assets or by acquiring a controlling equity interest.

The FASB subsequently felt that the scope of *SFAS No. 141* was not broad enough because it was limited to business combinations where control was obtained only by transferring consideration, such as cash or the acquiring company's stock. In 2007, the standard was revised and is now referred to as *SFAS No. 141(R)* (see FASB ASC 805).

## The Acquisition Method

The FASB believes that essentially all business combinations are acquisitions. Therefore, in issuing *SFAS No. 141R*, the Board not only broadened the scope of business combinations that should be accounted for as though they are purchases, but also changed the name of the method of accounting for those acquisitions from the *purchase method* to the *acquisition method*.

In addition to making acquisitions in which control is obtained by transferring consideration subject to its provisions, the acquirer is now defined as an entity that obtains control of one or more businesses and establishes the acquisition date that control is obtained. A business is defined as an integrated set of activities or assets whose purpose is to provide a return to its investors, owners, members, or other participants (FASB ASC 805-20). Thus the acquisition method is not required for transactions that form joint ventures, acquisitions of assets that do not constitute a business, combinations of entities or businesses that are already under a common control, or until the issuance of *SFAS No. 164*,<sup>6</sup> "Not-for-Profit (NFP) Entities." Even though a NFP is not defined as a business, when a NFP obtains control of one or more NFPs or businesses and decides to consolidate, it must now apply the acquisition method of accounting.

To apply the acquisition method, the acquiring entity must first be identified. Obviously, if the business combination is effected by a cash exchange, the acquiring entity is the one that pays cash to acquire the equity interest of the acquired entity. On the other hand, when the business combination is effected by an exchange of equity shares, the acquiring entity might not be so clearly evident. In this case, FASB ASC 805-10-55-12 requires that the following "pertinent facts and circumstances" be taken into consideration:

1. The *relative voting rights* of the combined entity. All else being equal, the acquiring entity would be the one whose owners retained or received the larger portion of the voting rights of the combined entity.
2. The *existence of a large minority voting interest* in the combined entity when no other owner or group of owners has a significant voting interest. All else

6. Financial Accounting Standards Board, "Not-for-Profit Entities: Mergers and Acquisitions," *Statement of Financial Accounting Standards No. 164* (Stamford, CT: FASB, April 2009).

being equal, the acquiring entity would be the one with the large minority voting interest.

3. The *composition of the governing body* of the combined entity. All else being equal, the acquiring entity's owners or governing body would be the one that has the ability to elect or appoint a majority of the governing body of the combined entity.
4. The *composition of senior management* of the combined entity. All else being equal, the acquiring entity's senior management would dominate that of the combined entity.
5. The *terms of exchange of equity securities*. All else being equal, the acquiring entity would be the one that pays a premium over the market value of the equity securities of the other combining entities.

After the acquiring entity has been identified, the next step in the acquisition method is to determine the cost of the acquisition. According to the historical cost principle, the cost of acquiring an asset is equal to the cost to purchase it and to get it ready for its intended use. This concept was applied to acquisitions before the revision of *SFAS No. 141*. In addition to including the cost incurred to acquire control, such as the cash paid to purchase the shares of the acquired entity, the cost of acquisition also included all direct costs incurred to effect the business combination, such as finder's fees, legal and accounting fees, and fees paid to appraisers and other consultants. The revised requirements are that these direct costs are to be expensed as incurred.

One could easily argue that we are no longer applying the historical cost principle fully to business acquisitions. An argument in favor of the FASB's position on this issue is similar to the one made for expensing research and development costs. When research and development costs are incurred, there is uncertainty as to whether a viable result will be forthcoming. Similarly, when finder's fees and other such costs are incurred to effect a business combination, the company does not yet know whether the acquisition will actually take place. A stronger argument is that the cost of the business combination should only reflect the fair value of the acquired business. Such a value results from an arm's length transaction between the acquirer and the acquiree and is not the result of other costs incident to the acquisition itself. The current GAAP rules require that the costs of issuing equity securities to acquire the shares of another entity be treated as a reduction of paid-in capital. Moreover, all indirect costs are to be expensed as incurred.

Under the revised standard for business combinations, the acquirer must recognize all assets acquired, all liabilities assumed, and any noncontrolling interest at fair value, measured as of the acquisition date (the date that control is attained). Fair value is defined by FASB ASC 820-10-20 as an exit value. It is the exchange price that would occur in an orderly transaction to sell an asset or transfer a liability in the most advantageous market. Thus fair value is market based and is not entity specific. Fair value excludes transaction costs because they are the incremental direct costs incurred to sell an asset or settle a debt. As such, they are specific to the transaction and have nothing to do with the value of the asset acquired itself or the liability assumed.

Fair value must be applied to assets and liabilities that meet the definition of assets and liabilities under *SFAC No. 6*. This means that the acquirer must recognize all assets and liabilities of the acquiree—even those that are not on the



acquiree's books. Thus the acquirer must identify and measure intangibles such as brand names and even in-process research and development, as well as advertising jingles. To recognize such an intangible asset, it must meet either the (1) the separability criterion or (2) the contractual or legal criterion. *Separability* means that the intangible can be sold, transferred, licensed, rented, or exchanged. The *contractual/legal* criterion is that the asset arises from some contractual or legal right.

Exceptions to the fair value measurement requirement are deferred taxes, pensions and other postemployment benefits (OPEBs), share-based compensation, and assets held for sale. Long-lived assets, such as buildings and equipment, that are expected to be sold are to be measured at fair value minus the expected cost of disposal. In general, restructuring costs are to be treated as post-acquisition expenses. Restructuring costs are those associated with exit activities such as closing plants and providing severance pay.

Fair value measurement of noncontrolling interest is controversial. FASB ASC 805-20-30-7 indicates that the acquisition date market value of a share of the acquired entity's stock can be used but that the value can be determined by other valuation techniques. Guidance on this issue should be forthcoming. Some say that it should be based on the value inferred from the purchase price paid by the acquirer. The amount paid for the acquirer's share of the acquiree's equity interest results from an arm's-length transaction and is thus market-based. However, one could argue that it might not measure the true fair value of the acquiree, because the price paid could include a control premium paid to effect the acquisition itself.

Once the acquisition cost and the fair values of all assets, liabilities, and noncontrolling interest are known, if the acquisition cost and the fair value of noncontrolling interest exceed the fair values of the identifiable net assets, the difference is deemed to be goodwill. Conversely, if there is an excess of the fair value of identifiable net assets over the cost of the acquisition plus the fair value of noncontrolling interest, the difference is deemed to be a bargain purchase. The amount of the bargain purchase, if any, is recognized in the income statement as a gain.

Recognition of a gain from a bargain purchase is a complete reversal from prior practice. Previously, any amount recognized as excess of fair value over cost was deemed to be caused by inefficient use of long-term assets. As a result, the fair value of those assets was reduced and the excess was brought into income over time by reductions in the amount of annual depreciation expense. One could argue that treating such an excess as a gain goes against the principles of economic exchange. The exchange price agreed upon in an arm's-length transaction is equal to fair value; thus, there is no bargain.

The acquisition method results in financial statement measurements that are quite different from those of its predecessor, the purchase method. Under the purchase method, the assets were measured at the historical cost of the acquiree plus the proportion of the difference between the fair value of the asset and its acquiree's cost multiplied times the acquirer's proportionate interest in the asset. For example, under the purchase method, if an asset is on the books of the acquiree at \$90,000, its fair value is \$100,000, and the acquirer acquires 90 percent of the acquiree's outstanding shares of common stock, the acquirer would report the asset at \$99,000 ( $\$90,000 + (\$100,000 - \$90,000) \times 90$  percent). Under the acquisition method, the acquirer reports 100 percent of the fair value of the asset. Noncontrolling interest is at 100 percent of its fair value, which includes 10 percent of the \$100,000 fair value amount.



In business combinations where the acquired entity is dissolved, the values assigned to the net assets as well as the noncontrolling interest in that entity are added to the books of the acquiring entity. The acquiring entity then depreciates or amortizes the assigned values and reports them in the same manner as any other acquired net assets that the company might have. When the acquired entity is not dissolved, the two companies continue to keep separate sets of books. At year-end, their respective financial information must then be consolidated.

## Business Combinations II

The FASB has undertaken a two-stage project with the IASB. The first phase resulted in the issuance of pronouncements by both boards on the valuation of intangible assets, *IFRS No. 3* and *SFAS No. 141*. The second phase is aimed at developing a standard that would include a common set of principles intended to improve the completeness, relevance, and comparability of financial information about business combinations.

At its meetings on April 18–19, 2007, the FASB determined that the measurement attribute in a business combination should be fair value and agreed that the FASB ASC 820 definition of fair value—the amount for which an asset could be exchanged, or a liability could be settled, in an arm’s-length process—should be used to measure the assets in a business combination. This definition of fair value focuses on the price that would be received to sell an asset or the amount that would be paid to transfer a liability (i.e., exit prices). This definition is now used under the guidelines contained at FASB ASC 805.

## Consolidations

Consolidation is presenting one set of financial statements for a reporting entity (the parent company) and its subsidiaries. Consolidation is required when one business entity has a controlling financial interest in one or more other business entities. When control is attained, the stockholders of the acquiring company (the *parent* company) have an interest in the net assets of the combined parent/*subsidiary* entity. It is logical to presume that financial statements combining the results of both parent company and subsidiary operations and financial position would be more meaningful, at least to parent company stockholders, than would separate financial statements of the parent company and each individual subsidiary company.<sup>7</sup> Thus the purpose of consolidated financial statements is to present one set of financial statements, primarily for the benefit of the owners and creditors of the parent company, as if the consolidated group were a single economic entity. For accounting purposes, the entire group is considered a unified whole, and FASB ASC 810-10-25 requires majority-owned subsidiaries to be *consolidated* unless the parent is precluded from exercising control or control is expected to be temporary. The criteria for preparing consolidated financial statements were originally described in *Accounting Research Bulletin No. 51* as follows:

1. A parent–subsidiary relationship must exist. (The parent must own at least 51 percent of the subsidiary.)
2. The parent exercises control over the subsidiary. (Where the courts are exercising control, as in a bankruptcy, consolidation is not appropriate.)

7. Committee on Accounting Procedure, *Accounting Research Bulletin No. 51*, “Consolidated Financial Statements” (AICPA, New York, 1959), para. 1.

3. The parent plans to maintain control over the subsidiary during the near future. (Subsidiaries that are to be sold in the near future should not be consolidated.)
4. The parent and subsidiary should operate as an integrated unit, and nonhomogeneous operations should be excluded.
5. The fiscal years of the units should approximate each other. (Generally, they should fall within 93 days of each other), or appropriate adjustments should be made to reflect similar closing dates.<sup>8</sup>

The underlying philosophy of both *ARB No. 51* and the guidance contained at FASB ASC 810 is the presentation of a single, though fictional, entity with economic but not legal substance. In the preparation of consolidated financial statements, two overriding principles prevail. The first is balance sheet-oriented, and the second is income statement-oriented:

1. The entity cannot own or owe itself.
2. The entity cannot make a profit by selling to itself.

The result of the first principle is to eliminate all assets on one company's books that are offset by liabilities on the other, for example, an account receivable on the parent's books relating to a corresponding account payable on the subsidiary's books. In the preparation of consolidated statements, the parent's account receivable is eliminated against the subsidiary's reciprocal account payable. In applying the second principle, all intercompany sales and profits are eliminated. For example, a sale by one company is offset against a purchase by an affiliated company. (A detailed discussion of the preparation of consolidated financial statements is beyond the scope of this text.)

## The Concept of Control

The impetus for consolidations is the control of the parent company over the subsidiary. Control has been defined as "the power of one entity to direct or cause the direction of the management and operating and financing policies of another entity."<sup>9</sup> Control is normally presumed when the parent owns, either directly or indirectly, a majority of the voting stock of the subsidiary.

The following exceptions indicating an inability to control a majority-owned subsidiary are cited in FASB ASC 810-10-15-10:

1. The subsidiary is in a legal reorganization or bankruptcy.
2. There are severe government-imposed uncertainties.

In addition there are other circumstances that can indicate that control does not rest with the parent company. One such example arises when the majority owner is restricted by approval or veto rights granted to shareholders with non-controlling interest. Moreover, control may exist through other means, such as

8. Committee on Accounting Procedure, *Accounting Research Bulletin No. 51*, "Consolidated Financial Statements" (New York: AICPA, 1959).

9. Financial Accounting Standards Board, Discussion Memorandum: "An Analysis of Issues Related to Consolidation Policy and Procedures" (Stamford, CT: FASB, 1991), para. 122.

rights of limited partnerships, research and development arrangements that occur when a sponsor provides funding, or perhaps a contractual arrangement that represents a controlling financial interest. In these cases, the rights may be so restrictive as to call into question whether control rests with the parent company. If so, consolidation would not be required.

In some cases control may exist with less than a majority ownership—for example, by contract, by lease, as the result of an agreement with stockholders, or by court decree.

The issuance of *SFAS No. 94* was prompted by concerns over off-balance sheet financing. *ARB No. 51* allowed majority-owned subsidiaries to be excluded from consolidation (1) when the subsidiary is a foreign subsidiary, (2) when the minority interest in the subsidiary (subsidiary shares not owned by the parent company) is large relative to the equity interest of parent company stockholders in the consolidated net assets, and (3) when the subsidiary has nonhomogeneous operations.<sup>10</sup> The last exception, the *nonhomogeneity exception*, allowed parent companies to create financing subsidiaries or leasing companies and keep debt or capital lease obligations off the parent company balance sheets. *SFAS No. 94* eliminated these three exceptions.

In a 1991 discussion memorandum on consolidation policy and procedures, the FASB addressed the issue of whether control and the level of ownership are synonymous.<sup>11</sup> In other words, the Board posed the question: Should consolidation be extended to situations where the parent company has control but less than majority ownership? Subsequently, the FASB issued an exposure draft, “Consolidated Financial Statements: Policy and Procedures,” in which control over an entity was defined as “power over its assets.”<sup>12</sup> As such, control implies that one entity has the power to use or direct the use of the assets of another entity by

1. Establishing the controlled entity’s policies and its capital and operating budgets
2. Selecting, determining the compensation of, and terminating personnel responsible for implementing the controlled entity’s policies and decisions

Hence, a controlling entity can use or direct the use of the controlled entity’s assets to receive future benefit. It follows that the assets of the controlled entity have future service potential to the controlling entity and should be consolidated.

According to the exposure draft, in the absence of evidence to the contrary, effective control is evident when the controlling entity has one or more of the following:

1. Ownership of a large minority voting interest (approximately 40 percent) when no other party or group has a significant interest
2. An ability to dominate the process of nominating candidates to another entity’s governing board and to cast a majority of the votes in electing board members

10. Ibid.

11. Ibid.

12. Financial Accounting Standards Board, Exposure Draft, “Consolidated Financial Statements: Policy and Procedures” (Stamford, CT: FASB, October 16, 1995), para. 9.

3. A unilateral ability to obtain a majority voting interest through ownership of convertible securities or other rights that may be converted or exercised to obtain voting shares
4. A relationship with an entity that has no voting stock or member voting rights but that has legally enforceable provisions that (a) can be changed only by the creator and (b) limit the entity to activities that provide substantially all of the entity's future economic benefits to the creator
5. A unilateral ability to dissolve an entity and assume control of its assets, subject to claims against those assets, without assuming economic costs in excess of benefits expected from the dissolution
6. A sole general partnership interest in a limited partnership

Opponents of consolidation of entities where legal control (majority ownership) does not exist contend that the determination of other than legal control is too subjective for practical implementation. Nevertheless, there is widespread use of the control rather than the majority ownership criterion in other countries, for example, Canada, Australia, and the United Kingdom.

In late 2000 the FASB reviewed its proposed control-based consolidation approach and decided to proceed with the modified approach. Under the *modified approach*, a party that has a financial relationship with an entity would assess whether consolidation is required by applying the four following steps:

1. The party having the financial relationship would assess whether the entity is a qualifying special-purpose entity and whether the party is the transferor or its affiliate. If so, the standard would not apply, and *SFAS No. 140* applies (see FASB ASC 860, discussed in Chapter 9).
2. The party assesses whether the permitted activities and powers of the entity are significantly limited. If not, the modified approach would not apply, and the presumption of control remains.
3. If the permitted activities and powers are significantly limited, the party would assess whether it has a current ability to change the entity's purpose or powers. If so, the party would consolidate only if that ability can be exercised (a) without further significant cash outlay or investment or (b) with a significant cash outlay or investment that is expected to result in benefits that exceed further investments.
4. If the party would not be required to consolidate under step 3, the party would assess whether its financial interests in the entity (a) are a significant portion of all such variable interests and (b) are significantly greater than such variable interests held by any other party. If both of these conditions exist, the party would be required to consolidate unless other circumstances prohibit it from having an ongoing ability to affect the nature, timing, or volume of the entity's operating activities.

The Board had intended to issue an exposure draft on this issue by the second quarter of 2001 and had tentatively decided to establish an effective date of implementation of this treatment for financial statements of companies with fiscal years beginning after June 15, 2002. To date, no exposure draft or pronouncement on this topic has come forth.

In May 2008, the FASB and IASB jointly published a Discussion Memorandum proposing, as a part of their effort to improve and converge their respective

conceptual frameworks, that the Conceptual Framework for Financial Reporting include a Statement of Financial Concepts to define the reporting entity. Subsequently, after reviewing 84 comment letters, the Boards issued an exposure draft<sup>13</sup> that contains not only a proposed definition of the reporting entity, but also a definition of what constitutes control of an entity and how these two definitions relate to consolidated financial statements.

The Boards felt that the objectives of financial reporting outlined in the existing conceptual frameworks discuss why financial is important but fail to define the entity that financial statements represent. Taking users of financial information into consideration, the exposure draft defined a reporting entity as

A circumscribed area of economic activities whose financial information has the potential to be useful to existing and potential equity investors, lenders, and other creditors who cannot directly obtain the information they need in making decisions about providing resources to the entity and in assessing whether the management and the governing board of that entity have made efficient and effective use of the resources.<sup>14</sup>

Consequently, the reporting entity can include more than one legal entity or even part of a single economic entity.

The exposure draft stated that one entity controls another when it has the power to direct the activities of the other entity in order to generate benefits for (or limit losses to) itself. Similar to defining control as power over assets, the equity investors and creditors would often benefit from the cash flows and other benefits that would flow to them from the controlled entity through the controlling entity. Thus, the exposure draft concludes that consolidated financial statements should be prepared when one entity controls another because they would provide information that is useful to the greatest number of users.

Conversely, when two or more entities share power over another entity, none would have control, and the reporting entity would not present consolidated financial statements. Finally, the exposure draft reaffirmed that significant influence over another entity does not constitute control.

## Theories of Consolidation

---

There are two prominent theories of consolidation: *entity theory* and *parent company theory*. Each theory implies a unique philosophy regarding the nature and purpose of consolidated financial statements. Current practice conforms strictly to neither theory; rather, it retains elements of both theories. Beams describes this hybrid of concepts underlying current consolidation practices and theories as *contemporary theory*.<sup>15</sup>

13. Financial Accounting Standards Board, "Conceptual Framework for Financial Reporting: The Reporting Entity" Proposed Statement of Financial Accounting Concepts (Stamford, CT: FASB, March 11, 2010).

14. Op cit, para RE2.

15. Floyd A. Beams, *Advanced Accounting*, 5th ed. (Englewood Cliffs, NJ: Prentice-Hall, 1991), 437–39.

## Entity Theory

According to entity theory (discussed in Chapter 14), the consolidated group (parent company and subsidiaries) is an entity separate from its owners. Thus the emphasis is on control of the group of legal entities operating as a single unit. Consolidated assets belong to the consolidated entity, and the income earned by investing in those assets is income to the consolidated entity rather than to the parent company stockholders. Consequently, the purpose of consolidated statements is to provide information to all shareholders: parent company stockholders and outside noncontrolling stockholders of the subsidiaries.

The revision of *SFAS No. 141*, now contained at FASB ASC 805, and the FASB's requirements for recording consolidations contained at FASB ASC 810 are consistent with entity theory. Companies are now required to report 100 percent of the fair value of both the assets and liabilities of an acquired company even when there is a noncontrolling interest (discussed later in the chapter) remaining in the acquired company or subsidiary. The noncontrolling interest must be measured initially at its fair value, which means that its initial value is no longer unaffected by the consolidation process.

*SFAS No. 160* (see FASB ASC 810-10-65) requires that the net income to the entity be determined and labeled as "net income." Then the entity net income attributable to noncontrolling interest is subtracted, leaving the entity net income attributable to the parent company. In addition, the balance sheet reports the stockholders' equity attributable to the parent company first, followed by the noncontrolling interest in the subsidiary to arrive at total stockholders' equity of the consolidated entity.

Although these presentation and measurement requirements are consistent with entity theory, a strict entity theorist would report consolidated net income to the entity, not to the parent company, as the bottom line on the income statement. The allocation of consolidated net income between the parent company and noncontrolling interest would then be reported separately, but not as a part of determining net income on the income statement itself.

## Parent Company Theory

Parent company theory evolved from the proprietary theory of equity, which is described in Chapter 15. Under parent company theory, parent company stockholders are viewed as having a proprietary interest in the net assets of the consolidated group. The purpose of consolidated statements is to provide information primarily for parent company stockholders. Thus, before the issuance of *SFAS No. 160*, consolidated financial statements reflected a parent company perspective. The assets reported on a consolidated balance sheet were those of the subsidiary adjusted by the parent company's share of the difference between subsidiary historical cost and the asset's fair value at the date of the acquisition. The net income reported in the consolidated income statement was equal to the net income of the parent company. Noncontrolling interest income was reported as a deduction to arrive at consolidated net income, and noncontrolling interest was not considered an equity interest.

## Noncontrolling Interest

---

When a portion of a subsidiary's stock is owned by investors other than the parent company, this ownership interest is referred to as *noncontrolling interest* (previously termed *minority interest*) in financial statements. From a noncontrolling

stockholder's standpoint, the value of his or her investment results from holding shares in an affiliated company, and the determination of equity, the payment of dividends, and the basis for a claim should a liquidation ensue are all based on a claim against a particular subsidiary. Therefore the noncontrolling interest must gauge its financial status from the subsidiary company, not the parent or the consolidated group. Before the issuance of *SFAS No. 160*, noncontrolling interest was calculated as the percentage ownership in the subsidiary's net assets at the date of acquisition, plus the percentage of retained earnings since acquisition. Under current practice, noncontrolling interest is reported at its initial fair value plus its share of the earnings of the subsidiary. This amount is then adjusted for the noncontrolling interest's share of write-offs for differences between historical cost and acquired fair values, which include its share of any goodwill impairments minus its share of subsidiary dividends.

The classification of noncontrolling interest on consolidated balance sheets has been the subject of debate. The previous guidance on consolidations, *ARB No. 51* and *SFAS No. 141(R)*, neither defined what noncontrolling interest is nor described how it should be treated in published financial statements. Moreover, the prevailing consolidation theories imply different interpretations of the very nature of noncontrolling interest. In prior practice, noncontrolling interest has been variously (1) disclosed as a liability, (2) separately presented between liabilities and stockholders' equity, and (3) disclosed as a part of stockholders' equity.

The first two alternative treatments are consistent with parent company theory. Under parent company theory, only parent company stockholders play a proprietary role; hence, noncontrolling shares are an outside interest and should not be included in stockholders' equity. It is argued that the consolidation process has no impact on the reporting entity and is of no benefit to noncontrolling shareholders. Yet noncontrolling interest does not fit the definition of liabilities found in *SFAC No. 6*; thus, there is no established theoretical basis for reporting noncontrolling interest as debt. At the same time, noncontrolling stockholders do not enjoy the ownership privileges of parent company stockholders. Their interest is in only part of the consolidated entity, over which they cannot exercise control, and thus they are unable to act as owners in the usual sense. Some proponents of parent company theory argue that the unique nature of noncontrolling interest is best portrayed by placing it between liabilities and stockholders' equity.

Entity theory implies that noncontrolling interest is an equity interest. The consolidated enterprise is considered one economic unit, and noncontrolling shareholders contribute resources in the same manner as parent company stockholders. Moreover, like parent company stockholders, their respective interest is enhanced or burdened by changes in net assets from nonowner sources—a prerequisite for equities as described in *SFAC No. 6*, paragraph 62. *SFAC No. 6* identified noncontrolling interest as an example of an equity interest, stating that noncontrolling stockholders have ownership or residual interests in the consolidated enterprise.<sup>16</sup> Subsequently, in its 2000 exposure draft "Accounting for Financial Instruments with Characteristics of Liabilities, Equity, or Both," the

16. Committee on Accounting Procedure, *Statement of Financial Accounting Concepts No. 6*, "Elements of Financial Statements" (Stamford, CT: FASB, 1985), para. 254.



FASB proposed that the noncontrolling interest in a subsidiary be reported as a component of stockholders' equity.<sup>17</sup> However, the Board omitted this proposed requirement from its subsequent pronouncement, *SFAS No. 150*.

Because the FASB has proposed that consolidation should be required for controlled entities in which the controlling entity has less than a majority ownership, the outside interest of a given subsidiary would no longer be composed of a minority of common stockholders in the controlled entity. Hence, the previously used term, *minority interest*, would no longer apply. The 1999 exposure draft on consolidation policy and procedures proposed that the outside interest should be labeled *noncontrolling interest in subsidiaries*. Moreover, consistent with their position in *SFAS No. 6* and the 2000 exposure draft on complex financial instruments, the noncontrolling interest would be reported in the consolidated balance sheet as a separate component of equity. The acquisition method, now required under the guidance contained at FASB ASC 805, and the consolidation guidelines contained at FASB ASC 810 no longer refer to these owners as a minority interest. Instead, they must now be referred to as a noncontrolling interest, and noncontrolling interest must now be reported as a separate component of equity, although it must be separately disclosed below total parent company equity to arrive at total equity for the consolidated entity.

## Proportionate Consolidation

Because of the previously discussed controversy surrounding the inability to reach a consensus on the nature of minority interest, some accountants advocated an alternative, proportionate consolidation, which would ignore minority interest altogether. Under proportionate consolidation, the parent company would report only its share of the assets and liabilities of the subsidiary entity, and no minority interest would need to be reported. Rosenfield and Rubin contended that when the parent company acquires the voting stock of the subsidiary, it obtains a right to receive its pro rata share of the subsidiary company's dividends, implying that only the corresponding pro rata share of subsidiary net assets is relevant to parent company stockholders.<sup>18</sup> This argument ignores the concept of control that is fundamental to the very nature of consolidations. If the parent company controls the net assets of the subsidiary entity, then it controls 100 percent of those net assets and not just its proportionate share. It follows that if consolidated financial statements are intended to report the results of using the assets that the parent company controls, consolidation of 100 percent of subsidiary net assets would be relevant.

A determination of the nature of minority interest is important because it affects the underlying premises of alternative accounting treatments for the recognition and measurement of consolidated assets and earnings. A complete discussion of the issues involved is beyond the scope of this text. In the next section we describe the implications of consolidation theories and minority interest recognition and measurement. Similar implications apply to other consolidated net assets.

17. Financial Accounting Standards Board, "Accounting for Financial Instruments with Characteristics of Liabilities, Equity, or Both," Proposed Statement of Financial Accounting Standards (Stamford, CT: FASB, October 27, 2000).

18. Paul Rosenfield and Steven Rubin, "Minority Interest: Opposing Views," *Journal of Accountancy* (March 1986), 78–80, 82, 84, 86, 88–90.



## Goodwill

Goodwill is an intangible asset. It is recorded on the books of the acquiring company when a business combination occurs and the acquired company is dissolved. In most cases, the acquired company continues as a legal entity separate from the acquirer, and goodwill is reported by the parent company in consolidated financial statements. Before the revision of *SFAS No. 141*, the measurement of goodwill was consistent with parent company theory. Goodwill was initially computed as the difference between the cost of the investment made to acquire the subsidiary shares and the fair value of the parent company's proportionate share of the identifiable net assets of the subsidiary. No goodwill was attributed to noncontrolling interest. The result was that the value of noncontrolling interest reported on the consolidated balance sheet was not affected by the consolidation process. Thus it reflected only the noncontrolling interest's share of the reported book value of the subsidiary entity.

Under entity theory, because the emphasis is on the entity and not the parent company, goodwill would be valued at its total market value, implied by the purchase price paid for the parent company investment. In this case, the equity interest in goodwill would be allocated between the parent company and noncontrolling interest based on their respective equity interests. The result would be that the noncontrolling interest, like the parent company interest, would be measured at fair value. The balance sheet would then reflect the total fair value of the goodwill under the control of the parent company.

In its 1999 exposure draft on consolidation principles and procedures, the FASB supported the entity theory for the valuation of identifiable net assets and the parent company theory for the valuation of goodwill. Contrary to the then-current GAAP, this proposal would require subsidiary assets, such as inventory, land, and buildings, to be valued at 100 percent of fair value at acquisition. The result would be that a portion of the difference between fair value and book value acquired would be attributed to the noncontrolling interest. Current GAAP is virtually consistent with this proposal. The only difference lies in the manner in which the initial valuation of noncontrolling interest may be determined. Consistent with the proposal, the fair value of noncontrolling interest may be equal to the amount implied by the purchase price paid by the parent company to acquire its share of the net assets of the subsidiary. Alternatively, noncontrolling interest may be valued by multiplying the number of noncontrolling interest shares times the market value of the acquiree's shares on the date control is attained or by some other valuation technique. It is unfortunate that the FASB did not provide better guidance on how the acquiring company should value noncontrolling interest. Since all other assets and liabilities of the acquired entity are initially reported at their respective fair values, the amount of goodwill that is reported on consolidated balance sheets depends on the initial fair value measurement of noncontrolling interest and may not reflect the arm's length transaction that took place when the controlling interest was acquired.

## Drawbacks of Consolidation

---

The growth of business combinations has created companies with diversified operations, termed *conglomerates*. The result has been the aggregation of financial information from various lines of business into one set of financial reports.

Moreover, if the FASB does extend the definition of control below 50 percent ownership, the result will be even higher levels of aggregation and even greater loss of information regarding the performance of the individual combined companies. Each new business combination results in the loss of some information to the investing public because previously reported data is now combined with existing data in consolidating financial reports.

The loss of information may be further exacerbated by the reporting requirements of the guidance contained at FASB ASC 810. Assets and liabilities of heterogeneous companies are now required to be consolidated. Although empirical research indicates that the liabilities of previously unconsolidated subsidiaries may be perceived by market participants as parent company liabilities, one would expect a loss of comparability among the financial information provided across companies comprising varying combinations of different types of business entities.<sup>19</sup> In addition, proponents of proportionate consolidation argue that the consolidation process exaggerates reported amounts for assets and liabilities and hence affects the calculation of performance measures, such as debt-to-equity ratios.

Some accountants as well as users of accounting information would prefer that in addition to consolidated financial statements, companies also report the separate financial statements of the individual companies that constitute the consolidated group. In this way, users would evaluate the individual as well as the combined performance and financial position of the group and might better be able to assess the incremental addition of each unit to the total combined reporting entity.

Separate presentation of subsidiary financial statements is consistent with the reporting entity concept proposed by the FASB and described earlier. The reporting entity exposure draft states that a portion of an entity (in this case a consolidated entity) could qualify as a reporting entity if its economic activities can be distinguished independently from the rest of the entity and such information is potentially useful for decision making about providing resources to it. Because a subsidiary provides its own separate accounting information that is then used by the parent company to prepare consolidated financial statements, its economic activities are distinguished independently from those of the parent company. Investors, creditors, and other users who view consolidated reports might wish to know the results of those activities so they can determine the effects of subsidiary economic activities on the consolidated group.

## Special-Purpose Entities

---

In Chapter 1, we introduced the issue of special-purpose entities (SPEs) in conjunction with the discussion of the collapse of Enron. A special-purpose entity was originally defined as a partnership, corporation, trust, or joint venture that was created for a limited purpose, with a limited life and limited activities and that was designed to benefit a single company. The primary motive for most SPEs was off-balance sheet financing, often to avoid reporting capital leases under *SFAS No. 13* (see FASB ASC 840). Under previous GAAP, companies were able to avoid consolidation of many SPEs.

19. E. E. Comiskey, R. A. McEwen, and C. W. Mulford, "A Test of Pro Forma Consolidation of Finance Subsidiaries," *Financial Management* (Autumn 1987), 45–50.

An SPE was created by an asset transfer in which the assets were sold to the SPE. To achieve off-balance sheet treatment, a minimum investment from an independent third-party investor was required (originally 3 percent, later 10 percent), in exchange for which the third-party investor controlled the SPE and bore the risk of loss. In other words, the transaction was treated like a sale of assets. As a result, consolidation was not required.

*SFAS No. 140*, "Accounting for Transfers and Servicing of Financial Assets and Extinguishments of Liabilities" refined the requirements to qualify an SPE for nonconsolidation. The transferor company was then considered to have surrendered control over the transferred assets (and thus had a sale) when all of the following conditions were met:

1. The transferred assets were put beyond the reach of the transferor and its creditors.
2. The transferee (SPE) had the right to pledge or exchange the assets, and no conditions constrained the transferee from taking advantage of this right.
3. The transferor did not maintain effective control over the transferred assets through either (1) an agreement that entitled and obligated the transferor to repurchase or redeem the transferred assets before maturity or (2) the ability to unilaterally cause the holder to return specific assets, other than through a cleanup call.<sup>20</sup>

The intent of these provisions was to ensure that following a transfer, an entity recognized the assets it controls and derecognized liabilities when extinguished.

## Variable Interest Entities

---

In December 2003, the FASB issued *FIN No. 46*, "Consolidation of Certain Special Purpose Entities" (later amended by *FIN 46R*) to identify situations in which a company may have a controlling financial interest in an SPE, but no voting interest (*FIN No. 46* referred to entities subject to its requirements as *variable interest entities*, or VIEs, rather than special-purpose entities). The FASB's intent was to require consolidation only if the VIE did not effectively disperse the risks and benefits of ownership among the various parties involved. *FIN No. 46* modified the first of the above three *SFAS No. 140* conditions as follows:

The transferred assets have been put beyond the reach of the powers of a bankruptcy trustee or other receiver for the transferor or any consolidated affiliate of the transferor that is not a VIE.

*FIN No. 46* added that a qualifying VIE may have the power to dispose of the assets to a party other than the transferor, its affiliate, or agent when the VIE terminates and the manner of disposal is not specified at the inception of the VIE.

In December 2009, the FASB issued *SFAS No. 167*, "Amendments to FASB Interpretation No. 46R," (see FASB ASC 810-10). This release amended *FIN No. 46R* to require an enterprise to perform an analysis to determine whether its

20. A cleanup call is defined as the early redemption of the entire balance of a debt issue when a relatively small amount of the original issue remains outstanding.

variable interest or interests give it a controlling financial interest in a VIE. This analysis identifies the primary beneficiary of a VIE as the enterprise that has both of the following characteristics:

1. The power to direct the activities of a VIE that most significantly affect the entity's economic performance
2. The obligation to absorb losses of the entity that could potentially be significant to the VIE or the right to receive benefits from the entity that could potentially be significant to the VIE

Additionally, an enterprise is required to assess whether it has an implicit financial responsibility to ensure that a VIE operates as designed when determining whether it has the power to direct the activities of the VIE that most significantly affect the entity's economic performance. It also requires ongoing reassessments of whether an enterprise is the primary beneficiary of a VIE. Previous GAAP required reconsideration of whether an enterprise is the primary beneficiary of a VIE only when specific events occurred. *SFAS No. 167* also eliminated the quantitative approach previously required for determining the primary beneficiary of a VIE, which was based on determining which enterprise absorbs the majority of the entity's expected losses, receives a majority of the entity's expected residual returns, or both. *SFAS No. 167* noted that it is possible that application of this revised guidance could change an enterprise's assessment regarding which of the entities it is involved with are VIEs.

The above requirements focus on whether the reporting entity has power over the VIE as well as the obligation to absorb losses or receive returns from the VIE. But in some cases decision-making power rests with an agent of one or more parties that control the entity. In this case, an agent should not consolidate the VIE.

On November 3, 2011, the FASB issued a proposed accounting standards update<sup>21</sup> that would add another qualitative analysis to determine whether a decision maker is using decision-making authority as a principal or an agent. Under this proposal, factors to consider that can indicate when a decision maker is an agent include (1) the situation where multiple parties, acting together, have a substantive right to remove the decision maker and (2) an interest that exposes the decision maker only to positive returns rather than to both positive and negative returns. In addition, a decision maker may be considered an agent even when decision-maker compensation is below the seniority level of liabilities incurred in the entity's ordinary course of operations. The greater the magnitude and variability of compensation relative to anticipated economic performance of the VIE, the more likely it is that the decision maker uses authority in a principal capacity. No further action had been taken on this ASU at the time this text was published.

## Segment Reporting

---

Current GAAP does not require the reporting of separate financial statements of the companies comprising a consolidated group. Nevertheless, *segment reporting*, the reporting of financial information on a less-than-total-enterprise basis, is required under *SFAS No. 131* (see FASB ASC 280).

21. Financial Accounting Standards Board, "Principal versus Agent Analysis," Proposed Accounting Standards Update (Stamford, CT: FASB, November 3, 2011).

Previous GAAP required or recommended segment reporting only in limited areas. For example, *ARB No. 43* recommended certain disclosures about foreign operations, *APB Opinion No. 18* required disclosure of certain information about companies accounted for by the equity method (see FASB ASC 323), and *APB Opinion No. 30* mandated the disclosure of information about discontinued segments. However, segmental information became an increasing part of corporate reporting during the 1970s because of two factors:

1. In 1969, the SEC required line-of-business reporting in registration statements, and in 1970 these requirements were extended to the 10-K reports.
2. In 1973, the New York Stock Exchange urged that line-of-business reporting, similar to that provided on the 10-K reports, be included in the annual reports to stockholders.

The proponents of segmental reporting base their arguments on two points:

1. Various types of operations can have differing prospects for growth, rates of profitability, and degrees of risk.
2. Because management responsibility is often decentralized, the assessment of management ability requires less-than-total-enterprise information.<sup>22</sup>

Subsequent study of the problem resulted in the issuance of *SFAS No. 14* in 1976.<sup>23</sup> This pronouncement required that a corporation issuing a complete set of financial statements disclose

1. The enterprise's operations in different industries
2. Its foreign operations and export sales
3. Its major customers<sup>24</sup>

In requiring these disclosures, *SFAS No. 14* provided the following definitions:

1. *Industry segment.* Component of an enterprise engaged in providing a product or service or group of related products and services primarily to unaffiliated customers for a profit
2. *Reportable segment.* An industry segment for which information is required to be reported by this segment
3. *Revenue.* Sales to unaffiliated customers and intersegment transactions similar to those with unaffiliated customers
4. *Operating profit or loss.* Revenue minus all operating expenses, including the allocation of corporate overhead
5. *Identifiable assets.* Tangible and intangible enterprise assets that are used by the industry

22. Financial Accounting Standards Board, Discussion Memorandum, "An Analysis of Issues Related to Financial Reporting for Segments of a Business Enterprise" (Stamford, CT: FASB, 1974), 6–7.

23. Financial Accounting Standards Board, *SFAS No. 14*, "Financial Reporting for Segments of a Business Enterprise" (Stamford, CT: FASB, 1976).

24. *Ibid.*

In response to criticisms of the reporting requirements of *SFAS No. 14*, *SFAS No. 131* (see FASB ASC 280) restructured segment reporting to include a greater number of segments for some enterprises and segmentation that corresponds more closely to internal decision making regarding business segments. It also extended segment reporting to interim reports. The resulting segment-reporting practices are intended to provide information to help users make better assessments of enterprise performance and thereby make more informed decisions about the enterprise as a whole.

Under the provisions of *SFAS No. 131* (see FASB ASC 280-10-50-20 to 25), companies must separately report income statement and balance sheet information about each operating segment. In addition to a measure of a segment's profit or loss and total assets, companies are to report specific information if it is included in the measure of segment profit or loss by the chief operating decision maker. The list of such segment disclosures is as follows:

1. Revenues from external users
2. Revenues from transactions with other operating segments of the same enterprise
3. Interest revenue
4. Interest expense
5. Depreciation, depletion, and amortization expense
6. Unusual items
7. Equity in the net income of investees under the equity method
8. Income tax expense or benefit
9. Extraordinary items
10. Significant noncash items other than depreciation, depletion, and amortization expense<sup>25</sup>

Additional disclosures include the amount of investment in equity method investees and total expenditures for long-lived assets, productive assets, mortgage and other servicing rights, and deferred tax assets for items that are included in total segment assets. Companies are also required to report certain geographic information and information regarding the extent of reliance on major (10 percent or more of total revenue) customers.

## Operating Segments

A goal of the guidance contained at *FASB ASC 280* is to use the enterprise's internal organization in such a way that reportable operating segments will be readily evident to the financial statement preparer. The resulting "management approach" to identifying operating segments is based on the manner in which management organizes the segments for making operating decisions and assessing performance.

FASB ASC 280-10-50-1 defines an operating segment as a component of the enterprise

25. Financial Accounting Standards Board, *SFAS No. 131*, "Disclosures about Segments of an Enterprise and Related Information" (Stamford, CT: FASB, 1997), para. 27.

- That engages in business activities from which it may earn revenues and incur expenses
- Whose operating results are regularly reviewed by the chief operating decision maker of the enterprise in making decisions about allocating resources to the segment and in assessing segment performance
- For which discrete financial information is available

In analyzing segmental information, the user should keep in mind that comparison of a segment from one enterprise with a similar segment from another enterprise has limited usefulness unless both companies use similar disaggregation and cost-allocation procedures. Because segments are identified by analyzing a company's internal organization structure, comparisons between companies may be difficult for companies with different organizational structures.

The major problems associated with these disclosures are (1) the determination of reportable segments, (2) the allocation of joint costs, and (3) transfer pricing. In determining its reportable segments, an enterprise is required to identify the individual products and services from which it derives its revenue, group these products by industry lines and segments, and select those segments that are significant with respect to the industry as a whole. These procedures require a considerable amount of managerial judgment, and the following guidelines are presented:

1. *Existing profit centers.* The smallest units of activity for which revenue and expense information is accumulated for internal planning and control purposes represent a logical starting point for determining industry segments.
2. *Management organization.* The company's internal organizational structure generally corresponds to management's view of the major segments.
3. *Investor expectations.* The information provided should coincide with the type of information needed by the public.
4. *Competitive factors.* Although the disclosure of all industry segment information might injure a company's competitive position, the required disclosures are not more detailed than those typically provided by an enterprise operating within a single industry.

The problems associated with the allocation of joint costs and transfer pricing also cause some difficulty in reporting segmental information. Joint costs should be allocated to the various segments in the most rational manner possible. However, because the allocation process is often quite arbitrary, this process can have a profound effect on reporting segmental income.

The transfer pricing problem arises when products are transferred from division to division, and one division's product becomes another's raw material. In many cases, these interdivisional transfers are recorded at cost plus an amount of profit. Most accountants advocate eliminating the profit from interdivisional transfers before they are reported as segmental information.

## Reportable Segments

Reportable segments include operating segments that meet any of the following quantitative thresholds:



1. Reported revenue is at least 10 percent of combined revenue.
2. Reported profit (loss) is at least 10 percent of combined profit (loss).
3. Assets are 10 percent or more of combined assets.

FASB ASC 280-10-50-11 allows two or more segments that have similar economic characteristics to be aggregated into a single segment if the segments are similar in each of the following areas:

- Nature of products and services
- Nature of production processes
- Type or class of customers
- Method used to distribute products or services
- Nature of the regulatory environment (if applicable)

In addition, it is required that the combined revenue from sales to all unaffiliated customers of all reportable segments constitutes at least 75 percent of the combined revenue from sales to unaffiliated customers of all industry segments.

## Disclosed Information

FASB ASC 280-10-50 requires that the following information be presented for each of the reportable segments:

- Revenues from external customers
- Revenues from transactions among the company's operating segments
- Interest revenue and interest expense
- Depreciation, depletion, and amortization expense
- Unusual items required to be reported separately under *APB Opinion No. 30*
- Equity in the net income of investees accounted for under the equity method
- Income tax expense or benefit
- Extraordinary items
- Significant noncash items other than depreciation, depletion, and amortization expense

If the chief operating decision maker includes the following when reviewing segment assets, these items should be disclosed separately for each reportable segment:

1. The amount of the company's investment in equity method investees
2. Total amounts expended for additions to long-lived assets other than financial instruments, long-term customer relationships of a financial institution, mortgage and other servicing rights, deferred policy acquisition costs, and deferred tax assets

In addition, the reporting entity must provide information regarding the extent of its reliance on major customers. If a single customer provides at least 10 percent of total enterprise revenues, this fact must be disclosed, along with the amount of the total revenue generated from that customer. In meeting this disclosure requirement, a group of entities known to be operating under common control shall be considered a single customer.



## Foreign Currency Translation

Foreign operations by U.S. corporations have increased substantially in recent years. At the same time, devaluation of the dollar in 1973,<sup>26</sup> which allowed it to float on world currency markets, accentuated the impact of foreign currency fluctuation on the accounting information and reporting systems of multinational companies. As a result, foreign currency translation has become an important and widely debated accounting and reporting issue. More specifically, the issue is this: How does a U.S.-based corporation measure monetary unit differences and changes in those differences in its foreign branches and subsidiaries?<sup>27</sup>

The problem arises in the following manner: The foreign subsidiary handles its transactions in foreign currency, which can include anything from long-term borrowing agreements for assets acquired to credit sales carried as accounts receivable. When management or outside investors wish to evaluate the company's operations as a whole, it becomes necessary to express all activities, foreign and domestic, in common financial terms. Useful comparisons and calculations can be made only if measures of a company's profitability and financial position are expressed in a common unit of measurement (usually the domestic currency); foreign monetary measures must be converted to domestic units. This process is known as *translation*.

In translating foreign currency, the foreign exchange rate defines the relationship between two monetary scales. The foreign currency is stated as a ratio to the U.S. dollar, and this ratio becomes the multiplying factor to determine the equivalent amount of domestic currency. For example, if the British pound (£) is quoted as \$1.60 and an American subsidiary acquires an asset valued at £10,000, the translation into dollars will be \$16,000 ( $10,000 \times \$1.60$ ). Foreign exchange rates change over time in response to the forces of supply and demand and to the relative degree of inflation between countries. These changes are classified into three types: fluctuation, devaluation, and revaluation. *Fluctuation* denotes a rate change within the narrow margin (a deviation of  $\frac{1}{4}$  percent above or below that country's official exchange rate) allowed by the International Monetary Fund

26. The Bretton Woods Conference of 1944 established an international fixed exchange rate system in which currencies were pegged to the United States dollar, which was based on the gold standard. By 1970, however, it was clear that the exchange rate system was under threat, as the United States dollar was greatly overvalued because of heavy American domestic spending and the cost of the Vietnam War. In response, on August 15, 1971, President Richard Nixon ended the gold standard. The United States then entered negotiations with its industrialized allies to appreciate their own currencies in response to this change. The gold value of the dollar was realigned again in 1973, from \$38.02 to \$42.22 per ounce, and further devaluation of the dollar occurred against European currencies. The end of the system came in March 1973 when the major currencies began to float against one another, bringing into effect the floating exchange rate system, which determined exchange rates based on the market forces of supply and demand.

27. It has been argued that in reality it is impossible to isolate the translation process from general price-level adjustments, because foreign exchange rates do to some extent reflect changes in the price level. But even though inflationary relationships between countries may be indirectly reflected in official exchange rates, translation is still considered to be an independent process.

(IMF). If the IMF allows an entirely new support level of the foreign currency and the dollar rate falls, it is called *devaluation*. *Revaluation* occurs when the dollar rate of the foreign currency rises to a new support level.

The translation process in no way changes the inherent characteristics of the assets or liabilities measured. That is, translation is a single process that merely restates an asset or liability initially valued in a foreign currency in terms of a common currency measurement by applying the rate of exchange factor; it does not restate historical cost. Translation is a completely separate process, just as adjusting for general price changes is a separate process. The translation process is analogous to price-level adjustments in that neither changes any accounting principles; they merely change the unit of measurement.

If the exchange rate remained constant between a particular foreign country and the United States, translation would be a relatively simple process involving a constant exchange rate. However, historical trends indicate that this is unlikely, and a method of translation must be established that adequately discloses the effect of changes in exchange rates on financial statements. There has been considerable debate among accountants on how to achieve this objective. In the following sections, we review the proposals advocated by several individuals and groups.

Four methods of translation were proposed by various authors before the release of any official pronouncements by the APB or FASB: the current–noncurrent method, the monetary–nonmonetary method, the current rate method, and the temporal method.<sup>28</sup>

## Current–Noncurrent Method

The current–noncurrent method is based on the distinction between current and noncurrent assets and liabilities. It was initially recommended by the American Institute of Certified Public Accountants (AICPA) in 1931 and updated in *Accounting Research Bulletin No. 43* in 1953.<sup>29</sup> This method requires all current items (cash, receivables, inventory, and short-term liabilities) to be translated at the foreign exchange rate existing at the balance sheet date. Noncurrent items (plant, equipment, property, and long-term liabilities) were translated using the rate in effect when the items were acquired or incurred (the historical rate). The rationale for the dichotomy between current and noncurrent items is that items that will not be converted into cash in the upcoming period (noncurrent) are not affected by changes in current rates. Thus, the current–noncurrent method assumes that items translated at the historical exchange rate are not exposed to gains and losses caused by changes in the relative value of currencies. In 1965, *ARB No. 43* (Chapter 12) was modified by *APB Opinion No. 6* to allow long-term payables and receivables to be translated at the current rather than historical rate, when this treatment resulted in a better representation of a company's position.<sup>30</sup> With respect to the income statement, *ARB No. 43* required revenues and expenses to be translated at the average exchange rate applicable to each month, except for depreciation, which was translated at the historical rate.

28. See Leonard Lorensen, "Reporting Foreign Operations of U.S. Companies in U.S. Dollars," *Accounting Research Study No. 12* (New York: AICPA, 1972).

29. AICPA, *Accounting Research Bulletin No. 43* (New York: AICPA, 1953), chap. 12.

30. Accounting Principles Board, *Opinion No. 6*, "Status of Accounting Research Bulletins" (New York: AICPA, 1965), para. 18.

## Monetary–Nonmonetary Method

The monetary–nonmonetary method was first advocated by Samuel Hepworth,<sup>31</sup> and the National Association of Accountants' support of Hepworth's method in 1960 resulted in more widespread acceptance of its provisions.<sup>32</sup> The monetary–nonmonetary method would require that a distinction be made between monetary items (accounts representing cash or claims on cash, such as receivables, notes payable, and bonds payable) and nonmonetary items (accounts not representing claims on a specific amount of cash such as land, inventory, plant, equipment, and capital stock). Monetary items would be translated at the exchange rate in effect at the balance sheet date, whereas nonmonetary items would retain the historical exchange rate.

The major difference between the current–noncurrent and monetary–nonmonetary methods for reporting assets is in the translation of inventories. Under the current–noncurrent method, inventories are considered to be current assets (sensitive to foreign exchange gains and losses) and are translated at the current rate, whereas the monetary–nonmonetary method classifies inventories as nonmonetary assets that are subsequently translated at the historical or pre-existing rate. Another difference would arise when translating long-term debt. The current–noncurrent approach uses the historical translation rate, whereas the monetary–nonmonetary method considers long-term debt to be monetary and uses the current rate. This difference between the two methods disappears, however, if the current–noncurrent approach is modified as was required by *APB Opinion No. 6*. In any event, both approaches result in a foreign exchange gain or loss in order to balance the assets with the liabilities and equities, thereby creating a reporting problem. That is, how should a gain or loss on foreign currency translation be reported on the financial statements? (We discuss this issue later in the chapter.)

Although these two translation methods dominated accounting practices for about 40 years, the late 1960s and the early 1970s produced a proliferation of new proposals for dealing with foreign exchange problems. After 1973, when the dollar was devalued and allowed to float on the world monetary market, dissatisfaction with the traditional methods came to the forefront. Most authors advocating new approaches contended that new problems surfaced in 1973 because foreign currencies were appreciating rather than depreciating in relation to the dollar, and these problems could not be resolved by the traditional approaches. Two other methods, the current rate method and the temporal method, were advocated to alleviate this problem.

## Current Rate Method

The current rate method would require the translation of *all* assets and liabilities at the exchange rate in effect on the balance sheet date (current rate). It is, therefore, the only method that would translate fixed assets at current rather than historical rates. Proponents of the current rate method claim that it most clearly represents the

31. Samuel Hepworth, "Reporting Foreign Operations," *Michigan Business Studies* (Ann Arbor: University of Michigan, 1956).

32. National Association of Accountants, "Management Accounting Problems in Foreign Operations," *NAA Research Report No. 36* (New York, 1960).

true economic facts because stating all items currently presents the true earnings of a foreign operation at that time—particularly because from the investor’s point of view the only real earnings are those that can actually be distributed.

Although the current rate method has drawn some support, it is not without critics. Proponents argue that it presents true economic facts by stating all items at the current rate and thus keeping operating relationships intact. However, critics attack the use of the current rate for fixed assets, stating that the resulting figure on the translated consolidated balance sheet does not represent the historical cost. They maintain that until the entire reporting system is changed, the current rate method will not be acceptable.

## Temporal Method

In 1972, Lorensen advocated another approach, termed the *temporal principle of translation*.<sup>33</sup> Under this method, monetary measurements would depend on the temporal characteristics of assets and liabilities. That is, the time of measurement of the elements would depend on certain characteristics. Lorensen summarized this process as follows:

Money and receivables and payables measured at the amounts promised should be translated at the foreign exchange rate in effect at the balance sheet date. Assets and liabilities measured at money prices should be translated at the foreign exchange rate in effect at the dates to which the money prices pertain.<sup>34</sup>

This principle is simply an application of the fair value principle to foreign currency translation. By stating foreign money receivables and payables at the balance sheet (current) rate, the foreign currency’s command over U.S. dollars is measured. (Lorensen believes that this attribute, command over U.S. dollars, is of paramount importance.) Nevertheless, the results from use of this method are generally identical to those from the monetary–nonmonetary method except when the inventory valuation is based on the lower of cost or market (LCM) rule.

Lorensen’s main concern was that the generally accepted accounting principles being followed should not be changed by the translation process. Consequently, he strongly opposed any translation method that ultimately changed the attributes of a balance sheet account (e.g., historical cost being transformed into replacement cost or selling price). Unfortunately, the temporal method offers no solution to the problem of reporting exchange gains and losses that plague the traditional methods. Moreover, using the historical rate to translate fixed assets while translating the long-term debt incurred to finance those assets at the current rate may be inappropriate and can result in large gains and losses that will not be realized in the near future. Furthermore, it is argued that because subsidiary assets are acquired with foreign currency, not the parent’s currency, use of the historic exchange rate is simply irrelevant.

It must be stressed that owing to the nature of the world’s monetary systems, none of these methods of translation provides a perfect representation of value. A country’s currency is basically a one-dimensional scale that measures

33. Lorensen, “Reporting Foreign Operations of U.S. Companies in U.S. Dollars.”

34. *Ibid.*, 19.

and compares economic values within that one political entity. Thus even the best translation method that attempts to restate a foreign asset or liability in terms of domestic currency will inevitably be limited in its representation of economic reality.

## The FASB and Foreign Currency Translation

The FASB took this issue under advisement and originally issued *SFAS No. 8*, "Accounting for the Translation of Foreign Currency Transactions and Foreign Currency Financial Statements."<sup>35</sup> The Board stated that the overall objective of foreign currency translation is to measure and express, in dollars and in conformity with U.S. GAAP, the assets, liabilities, revenue, and expenses initially measured in foreign currency. The following translation principles applied:

1. Each transaction was recorded at the historical exchange rate (the exchange rate in effect at the transaction date).
2. All cash, receivables, and payables denominated in foreign currencies were adjusted using the current rate at the balance sheet date.
3. All assets carried at market price were adjusted to equivalent dollar prices on the balance sheet date.
4. For all other assets, the particular measurement basis was used to determine the translation rate.
5. Revenues and expenses were translated in a manner that produced approximately the same dollar amount that would have resulted had the underlying transactions been translated into dollars on the dates they occurred. An average rate could be used in most cases.
6. All exchange gains and losses were included in the determination of net income.
7. Gains and losses on forward exchange contracts (agreements to exchange currencies at a predetermined rate) intended to hedge a foreign currency–exposed net asset or liability position or to speculate were included in net income, whereas gains and losses on forward exchange contracts intended to hedge an identifiable foreign currency commitment were typically deferred.

This statement did not specifically advocate any one of the translation methods previously discussed, and none was adopted intact. Nevertheless, the general objectives of translation originally advocated by the FASB are most closely satisfied by the temporal method.

### FASB ASC 830

The requirements of *SFAS No. 8* produced some perceived distortions in financial reporting that resulted in questions by many accountants and financial statement users as to the relevance, reliability, and predictive value of the information presented. Among these perceived distortions were the following:

35. Financial Accounting Standards Board, *SFAS No. 8*, "Accounting for the Translation of Foreign Currency Transactions and Foreign Currency Financial Statements" (Stamford, CT: FASB, 1975).

1. The results of the application of *SFAS No. 8* were economically incompatible with reality. Because nonmonetary items such as inventory were translated at the historical rate, a loss could be reported during a period in which a foreign currency actually strengthened in relation to the dollar.
2. Matching of costs and revenues was inappropriate. For example, sales were measured and translated at current prices, whereas inventory was measured and translated at historical rates.
3. As for the volatility of earnings, *SFAS No. 8* required all translation gains and losses to be included in income. However, exchange rate changes are unrealized and often short term. This produced a yo-yo effect on earnings. Critics contended that this reporting requirement tended to obscure long-term trends.

Notice that these are all economic consequences arguments, because none of the perceived distortions affected cash flows. Nevertheless, the FASB took these criticisms under advisement and later replaced *SFAS No. 8* with *SFAS No. 52*, "Foreign Currency Translation"<sup>36</sup> (see FASB ASC 830). The following translation objectives were adopted in this release:

1. To provide information that is generally compatible with the expected economic effects of a rate change on an enterprise's cash flow and equity
2. To reflect in consolidated statements the financial results and relationships of the individual consolidated entities in conformity with U.S. GAAP

FASB ASC 830 adopts the *functional currency* approach to translation. An entity's functional currency is defined as the currency of the *primary economic environment* in which it operates. This is normally the environment in which the entity expends cash (see FASB ASC 830-30). Most commonly the functional currency is the local currency of the foreign subsidiary. Alternatively, the functional currency can be the currency of another foreign country or even that of the parent company: the reporting entity.

Translation is the process of converting the foreign subsidiary's functional currency into that of the parent company. This process involves the following four general procedures:

1. The foreign entity's financial information that will be translated and then consolidated with the parent company must be in its functional currency. For example, the functional currency of a Japanese subsidiary that carries out cash transactions in yen would be the yen, its local currency. The subsidiary would initially record its transactions in yen. Thus, its adjusted trial balance would already be in the functional currency, the yen.
2. The foreign entity's financial information must be adjusted (if necessary) to comply with U.S. GAAP.
3. The financial information of the foreign entity is then translated into the reporting currency of the parent company (usually the U.S. dollar). Assets and liabilities are translated at the current exchange rate at the balance

36. Financial Accounting Standards Board, *SFAS No. 52*, "Foreign Currency Translation" (Stamford, CT: FASB, 1981).

sheet date. Revenues, expenses, gains, and losses are translated at the rate in effect at the date they were first recognized or, alternatively, at the average rate for the reporting period.

4. Translation gains and losses are accumulated and reported as a component of other comprehensive income.

When the functional currency of the foreign entity is deemed not to be the local currency, the entity's financial information must be converted from the local currency to the functional currency before translation can occur. Converting financial information from the local currency to the functional currency is termed *remeasurement*. Once the financial information has been remeasured into the functional currency, the above four steps are followed to translate the functional currency into the currency of the reporting entity. For example, if the Japanese company carries out its business activities primarily in euros, but its transactions are recorded in the local currency, the yen, the trial balance would have to be remeasured from yen to euros and then translated into the currency of the reporting entity.

In some cases the functional currency is deemed to be that of the reporting entity. When this occurs, the foreign entity's financial information is remeasured from the local currency to that of the reporting entity. Remeasurement uses the *SFAS No. 8* approach. Thus the exchange gain or loss required to balance the remeasured financial information is reported as an adjustment to net income rather than as a component of other comprehensive income. Because the resulting financial information is then measured in the reporting entity's currency, translation is not required when the functional currency is that of the reporting entity. If the Japanese subsidiary's functional currency is the U.S. dollar and its transactions are recorded in yen, the reporting entity will remeasure the subsidiary's trial balance into U.S. dollars, and only step 2 above is required.

*SFAS No. 52* defined two situations in which the functional currency is always that of the reporting entity rather than the local currency of the subsidiary:

1. The foreign country's economic environment is highly inflationary (more than 100 percent cumulative inflation over the previous three years, such as that experienced by Argentina and Brazil in the recent past).
2. The company's investment is not considered long term.

In these cases the foreign company's functional currency is the U.S. dollar, and the financial statements are remeasured, not translated.

Proponents feel that the situational approach adopted by FASB ASC 830 gives a true picture of economic reality. When the functional currency is the local currency, the translated accounting numbers parallel the local perspective of foreign operations. Moreover, the major criticism leveled against *SFAS No. 8* is eliminated. Because translation gains and losses are included in other comprehensive income, rather than in ordinary income, the bottom line is not adversely affected by the volatility of foreign exchange rates.

Nevertheless, critics maintain that the functional currency approach might afford management too much leeway in the selection of the functional currency. As a result, a given subsidiary's functional currency may be chosen in an effort to manipulate reported net income. Furthermore, when the current rate is applied to historical costs, the result is an accounting model that at best is a hybrid of



historical cost. Moreover, when these numbers are aggregated with the parent company's historical costs, the resulting consolidated financial statements are a mixed bag and might not provide useful information.

**Translation versus Remeasurement** Under the provisions of FASB ASC 830-10-20, *translation* is the process of expressing in the reporting currency of the enterprise those amounts that are denominated or measured in a different currency. The translation process, which is performed in order to prepare financial statements, assumes that the foreign subsidiary is freestanding and that the foreign accounts *will not* be liquidated into U.S. dollars. Therefore, translation adjustments are disclosed as a part of other comprehensive income rather than as adjustments to net income.

*Remeasurement* is the process of measuring transactions originally denominated in a different unit of currency (e.g., purchases of a German subsidiary of a U.S. company payable in French francs). Remeasurement is required when

1. A foreign entity operates in a highly inflationary economy
2. The accounts of an entity are maintained in a currency other than its functional currency
3. A foreign entity is a party to a transaction that produces a monetary asset or liability denominated in a currency other than its functional currency

Remeasurement is accomplished by the same procedures as described earlier under the temporal method. That is, the financial statement elements are restated according to their original measurement bases. Remeasurement assumes that the foreign accounts will be liquidated into the functional currency and that an exchange of currencies will occur at the exchange rate prevailing on the date of remeasurement. This produces a foreign exchange gain or loss if the exchange rate fluctuates between the date of the original transaction and the date of the assumed exchange. Therefore any exchange gain or loss is included in net income in the period in which it occurs.

**Foreign Currency Hedges** In issuing *SFAS No. 133* (see FASB ASC 815), the FASB intended to increase the consistency of hedge accounting guidance by broadening the scope of eligible foreign currency hedges from what was previously allowed in *SFAS No. 52*. Under the provisions of FASB ASC 815, an entity may designate the following types of foreign currency exposure:

1. A fair value hedge of an unrecognized firm commitment or an available-for-sale security
2. A cash-flow hedge of a forecasted foreign currency–denominated transaction or a forecasted intercompany foreign currency–denominated transaction
3. A hedge of a net investment in a foreign operation

**Foreign Currency Fair Value Hedge** A derivative instrument that is designated as hedging changes in the fair value of an unrecognized firm commitment qualifies for the accounting treatment of a fair value hedge if all of the specified criteria for hedge accounting under the guidelines contained at FASB ASC 815 are met. A derivative instrument that is designated as hedging the changes in the fair value of an available-for-sale security also qualifies for the accounting treatment of a fair value hedge if all of the same specified criteria are met.



**Foreign Currency Cash-Flow Hedge** Nonderivative financial instruments are not allowed to be designated as foreign currency cash-flow hedges. Derivative instruments designated as hedging the foreign currency exposure to the variability in the functional-currency-equivalent cash flows associated with either a forecasted foreign currency-denominated transaction (a forecasted export sale to an unaffiliated entity with the price to be denominated in a foreign currency) or a forecasted intercompany foreign currency-denominated transaction (a forecasted sale to a foreign subsidiary) qualify for hedge accounting under the following conditions:

1. The company with the foreign currency exposure is a party to the hedging instrument.
2. The hedged transaction is denominated in a currency other than that unit's functional currency.
3. All of the qualifying criteria for hedge accounting contained in FASB ASC 815 are met.

**Hedge of a Net Investment in a Foreign Operation** This type of exposure occurs when dealing with a foreign currency to offset the effects of changes in exchange rates on the company's total investment in a foreign operation—for example, borrowing reals to hedge against the possible devaluation of that currency on an investment in Brazil. Accounting for foreign currency gains or losses depends on whether the dollar or the foreign currency is the functional currency. Usually the dollar is the functional currency because devaluations usually take place in highly inflationary economies. In such cases, remeasurement is required and the gain or loss is reported on the income statement. In the event the functional currency is the foreign currency, the gain or loss is reported in other comprehensive income. Derivative instruments that have been designated as hedges of foreign currency exposure of a net investment in a foreign subsidiary must be reported in the same manner as reported in the translation adjustment required by FASB ASC 830.

In analyzing foreign currency translation information, investors should keep in mind that it is a mixture of exceptional complexity. That is, foreign currency exchange reporting is inextricably intertwined with accounting for business combinations. The question of what constitutes the net income of a consolidated corporation with foreign subsidiaries may never be fully answerable.

## International Accounting Standards

---

The IASB has issued the following pronouncements dealing with multiple entities:

1. A revised *IAS No. 21*, "The Effects of Changes in Foreign Exchange Rates."
2. A further revision of *IAS No. 27*, "Consolidated Financial Statements and Accounting for Investments in Subsidiaries."
3. A revised *IFRS No. 3*, "Business Combinations," which replaces *IFRS No. 3* issued in 2004
4. *IFRS No. 8*, "Operating Segments," which replaced *IAS No. 14*.
5. *IFRS No. 10*, "Consolidated Financial Statements"
6. *IFRS No. 11*, "Joint Arrangements"
7. *IFRS No. 12*, "Disclosure of Interests in Other Entities"

In *IAS No. 21*, the IASB outlined accounting for foreign currency translation. The objective of *IAS No. 21* is to prescribe how to include foreign currency transactions and foreign operations in the financial statements of an entity and how to translate financial statements into a presentation currency. The principal issues in this standard are which exchange rate(s) to use and how to report the effects of changes in exchange rates in the financial statements. The revised statement was issued to provide additional guidance on the translation method and on determining the functional and presentation currencies.

Under the provisions of *IAS No. 21*, foreign currency transactions are to be initially recorded at the historical exchange rate. Subsequently, monetary items are reported at the balance sheet date exchange rate; nonmonetary items are carried at either the historical rate or the current rate, depending on whether the foreign currency denomination was determined by using historical cost or fair value. Exchange differences resulting from investments in foreign entities are to be classified as stockholders' equity until they are disposed of, at which time they are recognized in income. These procedures are similar to U.S. GAAP contained in *SFAS No. 52*. The major changes in the revised standard include the following:

1. The original *IAS No. 21* concept of "reporting currency" is replaced by two concepts: functional currency (the currency in which the entity measures the items in the financial statements) and presentation currency (the currency in which the entity presents its financial statements). The term *functional currency* replaces *measurement currency* to converge with U.S. GAAP and common usage.
2. The functional currency is defined as the currency of the primary economic environment in which the entity operates in a manner similar to the way it was defined in *SFAS No. 52*.
3. The functional currency of each entity within a group is the currency of the country that drives that entity's economics (usually the country it is incorporated in). It is not a free choice.
4. A reporting entity (single company or group) may present its financial statements in any currency (or currencies) that it chooses; that is, a free choice of presentation currency is allowed. The financial statements of any operation whose functional currency differs from the presentation currency used by the reporting entity are translated as follows (assuming the functional currency is not hyperinflationary): assets, liabilities, and equity items at closing rate; income and expense items at the rate on the transaction date; and all resulting exchange differences recognized as a separate component of equity.
5. The allowed alternative in the original *IAS No. 21* to capitalize certain exchange differences will be eliminated. In most cases in which *IAS No. 21* has allowed capitalization, the asset is also restated in accordance with *IAS No. 29*, "Financial Reporting in Hyperinflationary Economies." In such cases, to also capitalize exchange differences results in double counting.
6. The choice in *IAS No. 21* of methods for translating goodwill and fair value adjustments to assets and liabilities that arise on the acquisition of a foreign entity is eliminated. Goodwill and fair value adjustments are to be translated at the closing rate.
7. Any ineffectiveness that arises on a hedge of a net investment in a foreign entity should be reported in net profit or loss.

*IAS No. 27*, “Separate Financial Statements” was amended in 2011 to eliminate the consolidation requirements that are now contained in *IFRS No. 10* “Consolidated Financial Statements” (discussed below). *IAS No. 27* outlines the accounting and disclosure requirements for “separate financial statements,” which are defined as financial statements prepared by a parent, or an investor in a joint venture or associate, where those investments are accounted for either at cost or in accordance with *IAS No. 39*, “Financial Instruments: Recognition and Measurement” or *IFRS No. 9* “Financial Instruments.” The standard also outlines the accounting requirements for dividends and contains numerous disclosure requirements.

- The objective of *IAS No. 27* is to set standards to be applied in accounting for investments in subsidiaries, joint ventures, and associates when an entity elects, or is required by local regulations, to present separate (nonconsolidated) financial statements. However, *IAS No. 27* does not mandate which entities produce separate financial statements available for public use. It applies when an entity prepares separate financial statements that comply with international financial reporting standards.

This pronouncement indicates that financial statements in which the equity method is applied are not separate financial statements. Similarly, the financial statements of an entity that does not have a subsidiary, associate, or joint venturer’s interest in a joint venture are not separate financial statements. Additionally, an investment entity that is required, throughout the current period and all comparative periods presented, to apply the exception to consolidation for all of its subsidiaries in accordance with *IFRS No. 10*, “Consolidated Financial Statements” presents separate financial statements as its only financial statements.

Under the provisions of *IAS No. 27*, when an entity prepares separate financial statements, investments in subsidiaries, associates, and jointly controlled entities are accounted for either

- At cost
- In accordance with *IFRS No. 9*, “Financial Instruments”

The entity applies the same accounting for each category of investments. Investments that are accounted for at cost and classified as held for sale in accordance with *IFRS No. 5* “Non-Current Assets Held for Sale and Discontinued Operations” are accounted for in accordance with that standard. Investments carried at cost should be measured at the lower of their carrying amount and fair value less costs to sell. The measurement of investments accounted for in accordance with *IFRS No. 9* is not changed in such circumstances.

If an entity elects, in accordance with the provisions of *IAS No. 28*, to measure its investments in associates or joint ventures at fair value in accordance with *IFRS No. 9*, it must also account for those investments in the same way in its separate financial statements. If a parent investment entity is required, in accordance with *IFRS No. 10*, to measure its investment in a subsidiary at fair value in accordance with *IFRS No. 9* or *IAS No. 39*, it is required to also account for its investment in a subsidiary in the same way in its separate financial statements. When a parent ceases to be an investment entity, the entity can account for an investment in a subsidiary at cost (based on fair value at the date of change or status) or in accordance with *IFRS No. 9*. When an entity becomes an investment entity, it accounts for an investment in a subsidiary at fair value in accordance with *IFRS No. 9*.

*IAS No. 27* indicates that an entity recognizes a dividend from a subsidiary, joint venture, or associate in profit or loss in its separate financial statements when its right to receive the dividend is established. Additionally, specified accounting applies in separate financial statements when a parent reorganizes the structure of its group by establishing a new entity as its parent in a manner satisfying the following criteria:

- The new parent obtains control of the original parent by issuing equity instruments in exchange for existing equity instruments of the original parent.
- The assets and liabilities of the new group and the original group are the same immediately before and after the reorganization.
- The owners of the original parent before the reorganization have the same absolute and relative interests in the net assets of the original group and the new group immediately before and after the reorganization.

Where these criteria are met, and the new parent accounts for its investment in the original parent at cost, the new parent measures the carrying amount of its share of the equity items shown in the separate financial statements of the original parent at the date of the reorganization.

The above requirements

- Apply to the establishment of an intermediate parent within a group, as well as establishment of a new ultimate parent of a group
- Apply to an entity that is not a parent entity and establishes a parent in a manner that satisfies the above criteria
- Apply only where the criteria above are satisfied and do not apply to other types of reorganizations or for common control transactions more broadly

When a parent elects not to prepare consolidated financial statements and instead prepares separate financial statements, *IAS No. 27* indicates that it must disclose in those separate financial statements

- The fact that the financial statements are separate financial statements, that the exemption from consolidation has been used, the name and principal place of business (and country of incorporation if different) of the entity whose consolidated financial statements that comply with IFRS have been produced for public use, and the address where those consolidated financial statements are obtainable
- A list of significant investments in subsidiaries, jointly controlled entities, and associates, including the name, principal place of business (and country of incorporation if different), proportion of ownership interest and, if different, proportion of voting rights
- A description of the method used to account for the foregoing investments.

When an investment entity that is a parent prepares separate financial statements as its only financial statements, *IAS No. 27* indicates that it must disclose that fact. The investment entity must also present the disclosures relating to investment entities required by *IFRS No. 12*. Additionally, when a parent or an investor with joint control of, or significant influence over, an investee prepares separate financial statements, the parent or investor must identify the financial statements

prepared in accordance with *IFRS No. 10*, *IFRS No. 11*, or *IAS No. 28* to which they relate. The parent or investor must also disclose in its separate financial statements:

- The fact that the statements are separate financial statements and the reasons those statements are prepared if not required by law
- A list of significant investments in subsidiaries, jointly controlled entities, and associates, including the name, principal place of business (and country of incorporation if different), proportion of ownership interest, and, if different, proportion of voting rights
- A description of the method used to account for the foregoing investments

The 2008 revised *IFRS No. 3* resulted in a high degree of convergence between IFRSs and U.S. GAAP in accounting for business combinations, although some potentially significant differences remain. A business combination is defined as a transaction or event in which an acquirer obtains control of one or more businesses. A business is defined as an integrated set of activities and assets that is capable of being conducted and managed for the purpose of providing a return directly to investors or other owners, members, or participants. *IFRS No. 3* requires all business combinations to be accounted for using the acquisition method. It identifies the steps in applying the acquisition method as follows:

1. Identification of the “acquirer”—the combining entity that obtains control of the acquiree
2. Determination of the “acquisition date”—the date on which the acquirer obtains control of the acquiree
3. Recognition and measurement of the identifiable assets acquired, the liabilities assumed, and any noncontrolling interest (NCI, formerly called minority interest) in the acquiree
4. Recognition and measurement of goodwill or a gain from a bargain purchase

The acquirer measures the cost of a business combination at the sum of the fair values, at the date of exchange, of assets given, liabilities incurred or assumed, and equity instruments issued by the acquirer, in exchange for control of the acquiree, plus any costs directly attributable to the combination. If equity instruments are issued as consideration for the acquisition, the market price of those equity instruments at the date of exchange is considered to provide the best evidence of fair value. If a market price does not exist or is not considered reliable, other valuation techniques are used to measure fair value.

The acquirer recognizes separately, at the acquisition date, the acquiree’s identifiable assets, liabilities, and contingent liabilities that satisfy the following recognition criteria at that date, regardless of whether they had been previously recognized in the acquiree’s financial statements:

1. An asset other than an intangible asset is recognized if it is probable that any associated future economic benefits will flow to the acquirer, and its fair value can be measured reliably.
2. A liability other than a contingent liability is recognized if it is probable that an outflow of resources will be required to settle the obligation, and its fair value can be measured reliably.

3. An intangible asset or a contingent liability is recognized if its fair value can be measured reliably.

Goodwill is to be measured as the difference between

1. The aggregate of (i) the acquisition-date fair value of the consideration transferred, (ii) the amount of any noncontrolling interest, and (iii) in a business combination achieved in stages, the acquisition-date fair value of the acquirer's previously held equity interest in the acquiree
2. The net of the acquisition-date amounts of the identifiable assets acquired and the liabilities assumed (measured in accordance with *IFRS No. 3*)

If the difference above is negative, the resulting gain is recognized as a bargain purchase in profit or loss.

*IFRS No. 8* is a result of the IASB's joint short-term convergence project with the FASB to reduce differences between IFRSs and U.S. GAAP. Research carried out by the Boards found that the U.S. standard *SFAS No. 131*, "Disclosures about Segments of an Enterprise and Related Information" (see FASB ASC 280), results in more useful information than the equivalent IFRS, *IAS No. 14*. Therefore *IFRS No. 8* adopts the requirements of *SFAS No. 131*, except for some terminology.

*IFRS No. 8* requires segment disclosure based on the components of the entity that management monitors in making decisions about operating matters. Such components (operating segments) would be identified on the basis of internal reports that the entity's chief operating decision maker reviews regularly in allocating resources to segments and in assessing their performance. This management approach differs from the previous standard, *IAS No. 14*, which required the disclosure of two sets of segments, business and geographical segments, based on a disaggregation of information contained in the financial statements. Under the standard, operating segments become reportable based on threshold tests related to revenues, results, and assets. *IFRS No. 8* requires the disclosure of a *measure* of profit or loss and total assets, which would comprise the amounts reported to the chief operating decision maker. Further profit or loss information, as well as an explanation of how segment profit or loss and segment assets are measured for each reportable segment, are to be disclosed. Reconciliations of the totals of segment information to the entity's financial statements also are required.

The changes from *IAS No. 14* include the following:

1. The scope of segment reporting is expanded to include entities that hold assets in a fiduciary capacity for a broad group of outsiders, such as a bank, insurance company, or pension fund.
2. A component of an entity could meet the definition of an operating segment even if it sells primarily or exclusively to other operating segments of the entity (vertically integrated). *IAS No. 14* did not require vertically integrated operations to be identified as business segments.
3. *IFRS No. 8* specifies more qualitative disclosures than *IAS No. 14* required, including the factors used to identify the entity's operating segments and the types of products and services from which each reportable segment derives its revenues.
4. Even if an entity has only a single reportable segment, *IAS No. 14* requires disclosure about the entity's products and services, geographical areas, and major customers. *IAS No. 14* did not include this requirement.

*IFRS No. 10*, “Consolidated Financial Statements,” outlines the requirements for the preparation and presentation of consolidated financial statements and requires entities to consolidate entities it controls. Control requires exposure or rights to variable returns and the ability to affect those returns through power over an investee. The objective of *IFRS No. 10* is to establish principles for the presentation and preparation of consolidated financial statements when an entity controls one or more other entities. This pronouncement

- Requires a parent entity (an entity that controls one or more other entities) to present consolidated financial statements
- Defines the principle of control and establishes control as the basis for consolidation
- Sets out how to apply the principle of control to identify whether an investor controls an investee and therefore must consolidate the investee
- Sets out the accounting requirements for the preparation of consolidated financial statements
- Defines an investment entity and sets out an exception to consolidating particular subsidiaries of an investment entity

An investor determines whether it is a parent by assessing whether it controls one or more investees. An investor considers all relevant facts and circumstances when assessing whether it controls an investee. An investor controls an investee if the investor has all of the following elements:

- Power over the investee—i.e., the investor has existing rights that give it the ability to direct the relevant activities (the activities that significantly affect the investee’s returns)
- Exposure, or rights, to variable returns from its involvement with the investee
- The ability to use its power over the investee to affect the amount of the investor’s returns

Power arises from rights. Such rights can be straightforward (e.g., through voting rights) or complex (e.g., embedded in contractual arrangements). An investor that holds only protective rights cannot have power over an investee and so cannot control an investee. An investor must be exposed, or have rights, to variable returns from its involvement with an investee to control the investee. Such returns must have the potential to vary as a result of the investee’s performance and can be positive, negative, or both.

A parent must not only have power over an investee and exposure or rights to variable returns from its involvement with the investee; a parent must also have the ability to use its power over the investee to affect its returns from its involvement with the investee. When assessing whether an investor controls an investee, an investor with decision-making rights determines whether it acts as principal or as an agent of other parties. A number of factors are considered in making this assessment. For instance, the remuneration of the decision maker is considered in determining whether it is an agent.

A parent prepares consolidated financial statements using uniform accounting policies for like transactions and other events in similar circumstances. However, a parent need not present consolidated financial statements if it meets all of the following conditions:



- It is a wholly owned subsidiary or is a partially owned subsidiary of another entity, and its other owners, including those not otherwise entitled to vote, have been informed about, and do not object to, the parent not presenting consolidated financial statements.
- Its debt or equity instruments are not traded in a public market (a domestic or foreign stock exchange or an over-the-counter market, including local and regional markets).
- It did not file, nor is it in the process of filing, its financial statements with a securities commission or other regulatory organization for the purpose of issuing any class of instruments in a public market.
- Its ultimate or any intermediate parent of the parent produces consolidated financial statements available for public use that comply with IFRSs.

The following principles apply when preparing consolidated financial statements:

- Combine like items of assets, liabilities, equity, income, expenses, and cash flows of the parent with those of its subsidiaries.
- Offset (eliminate) the carrying amount of the parent's investment in each subsidiary and the parent's portion of equity of each subsidiary.
- Eliminate in full intragroup assets and liabilities, equity, income, expenses, and cash flows relating to transactions between entities of the group (profits or losses resulting from intragroup transactions that are recognized in assets, such as inventory and fixed assets, are eliminated in full).

A reporting entity includes the income and expenses of a subsidiary in the consolidated financial statements from the date it gains control until the date when the reporting entity ceases to control the subsidiary. Income and expenses of the subsidiary are based on the amounts of the assets and liabilities recognized in the consolidated financial statements at the acquisition date.

The parent and subsidiaries are required to have the same reporting dates unless that is impracticable. Where it is impracticable, the most recent financial statements of the subsidiary are used, adjusted for the effects of significant transactions or events between the reporting dates of the subsidiary and consolidated financial statements. The difference between the date of the subsidiary's financial statements and that of the consolidated financial statements must be no more than three months.

A parent presents noncontrolling interests in its consolidated statement of financial position within equity separately from the equity of the owners of the parent. A reporting entity attributes the profit or loss and each component of other comprehensive income to the owners of the parent and to the noncontrolling interests. The proportion allocated to the parent and noncontrolling interests are determined on the basis of present ownership interests. The reporting entity also attributes total comprehensive income to the owners of the parent and to the noncontrolling interests even if this results in the noncontrolling interests having a deficit balance.

Changes in a parent's ownership interest in a subsidiary that do not result in the parent losing control of the subsidiary are equity transactions. When the proportion of the equity held by noncontrolling interests changes, the carrying amounts of the controlling and noncontrolling interests are adjusted to reflect the



changes in their relative interests in the subsidiary. Any difference between the amount by which the noncontrolling interests are adjusted and the fair value of the consideration paid or received is recognized directly in equity and attributed to the owners of the parent.

If a parent loses control of a subsidiary, the parent

- Derecognizes the assets and liabilities of the former subsidiary from the consolidated statement of financial position
- Recognizes any investment retained in the former subsidiary at its fair value when control is lost and subsequently accounts for it and for any amounts owed by or to the former subsidiary in accordance with relevant IFRSs. That fair value is regarded as the fair value on initial recognition of a financial asset in accordance with *IFRS No. 9 "Financial Instruments"* or, when appropriate, the cost on initial recognition of an investment in an associate or joint venture
- Recognizes the gain or loss associated with the loss of control attributable to the former controlling interest

*IFRS No. 10* contains special accounting requirements for investment entities. Where an entity meets the definition of an investment entity, it does not consolidate its subsidiaries or apply *IFRS No. 3 "Business Combinations"* when it obtains control of another entity. An entity is required to consider all facts and circumstances when assessing whether it is an investment entity, including its purpose and design. *IFRS No. 10* provides that an investment entity should have the following typical characteristics:

- It has more than one investment.
- It has more than one investor.
- It has investors that are not related parties of the entity.
- It has ownership interests in the form of equity or similar interests.

The absence of any of these typical characteristics does not necessarily disqualify an entity from being classified as an investment entity.

An investment entity is required to measure an investment in a subsidiary at fair value in accordance with *IFRS No. 9 "Financial Instruments"* or *IAS No. 39 "Financial Instruments: Recognition and Measurement."* However, an investment entity is still required to consolidate a subsidiary where that subsidiary provides services that relate to the investment entity's investment activities. Because an investment entity is not required to consolidate its subsidiaries, intragroup related party transactions and outstanding balances are not eliminated.

*IFRS No. 11, "Joint Arrangements,"* outlines the accounting by entities that jointly control an arrangement. Joint control involves the contractual agreed sharing of control, and arrangements subject to joint control are classified as either joint ventures (representing a share of net assets and equity) or joint operations (representing rights to assets and obligations for liabilities, accounted for accordingly). The basic principle of *IFRS No. 11* is that a party to a joint arrangement determines the type of joint arrangement in which it is involved by assessing its rights and obligations, and it accounts for those rights and obligations in accordance with that type of joint arrangement.

A joint arrangement is an arrangement of which two or more parties have joint control. A joint arrangement has the following characteristics:

- The parties are bound by a contractual arrangement.
- The contractual arrangement gives two or more of those parties joint control of the arrangement.

Prior to assessing whether an entity has joint control over an arrangement, an entity first assesses whether the parties, or a group of the parties, control the arrangement (in accordance with the definition of control in *IFRS No. 10 "Consolidated Financial Statements"*). After concluding that all the parties, or a group of the parties, control the arrangement collectively, an entity assesses whether it has joint control of the arrangement. Joint control exists only when decisions about the relevant activities require the unanimous consent of the parties that collectively control the arrangement. The requirement for unanimous consent means that any party with joint control of the arrangement can prevent any of the other parties, or a group of the parties, from making unilateral decisions (about the relevant activities) without its consent.

Joint arrangements are either joint operations or joint ventures:

- A *joint operation* is a joint arrangement whereby the parties that have joint control of the arrangement have rights to the assets, and obligations for the liabilities, relating to the arrangement. Those parties are called *joint operators*.
- A *joint venture* is a joint arrangement whereby the parties that have joint control of the arrangement have rights to the net assets of the arrangement. Those parties are called *joint venturers*.

The classification of a joint arrangement as a joint operation or a joint venture depends upon the rights and obligations of the parties to the arrangement. An entity determines the type of joint arrangement in which it is involved by considering the structure and form of the arrangement, the terms agreed by the parties in the contractual arrangement, and other facts and circumstances. Regardless of the purpose, structure, or form of the arrangement, the classification of joint arrangements depends upon the parties' rights and obligations arising from the arrangement.

A joint arrangement in which the assets and liabilities relating to the arrangement are held in a separate vehicle can be either a joint venture or a joint operation. A joint arrangement that is not structured through a separate vehicle is a joint operation. In such cases, the contractual arrangement establishes the parties' rights to the assets, and obligations for the liabilities, relating to the arrangement, and the parties' rights to the corresponding revenues and obligations for the corresponding expense.

A joint operator recognizes in relation to its interest in a joint operation

- Its assets, including its share of any assets held jointly
- Its liabilities, including its share of any liabilities incurred jointly
- Its revenue from the sale of its share of the output of the joint operation
- Its share of the revenue from the sale of the output by the joint operation
- Its expenses, including its share of any expenses incurred jointly

A joint operator accounts for the assets, liabilities, revenues and expenses relating to its involvement in a joint operation in accordance with the relevant IFRSs. A party that participates in, but does not have joint control of, a joint operation

must also account for its interest in the arrangement in accordance with the above if that party has rights to the assets, and obligations for the liabilities, relating to the joint operation.

A joint venturer recognizes its interest in a joint venture as an investment and shall account for that investment using the equity method in accordance with *IAS No. 28*, “Investments in Associates and Joint Ventures” unless the entity is exempted from applying the equity method as specified in that standard.

A party that participates in, but does not have joint control of, a joint venture accounts for its interest in the arrangement in accordance with *IFRS No. 9* “Financial Instruments” unless it has significant influence over the joint venture, in which case it accounts for it in accordance with *IAS No. 28*.

The accounting for joint arrangements in an entity’s separate financial statements depends on the involvement of the entity in that joint arrangement and the type of the joint arrangement:

- If the entity is a joint operator or joint venturer it shall account for its interest in
  - A joint operation
  - A joint venture in accordance with paragraph 10 of *IAS No. 27 Separate Financial Statements*
- If the entity is a party that participates in, but does not have joint control of, a joint arrangement it shall account for its interest in
  - A joint operation in accordance with paragraphs 23
  - A joint venture in accordance with *IFRS No. 9*, unless the entity has significant influence over the joint venture, in which case it shall apply paragraph 10 of *IAS No. 27*

*IFRS No. 12*, “Disclosure of Interests in Other Entities” is a consolidated disclosure standard requiring a wide range of disclosures about an entity’s interests in subsidiaries, joint arrangements, associates, and unconsolidated structured entities. Disclosures are presented as a series of objectives with detailed guidance on satisfying those objectives. The objective of *IFRS No. 12* is to require the disclosure of information that enables users of financial statements to evaluate

- The nature of, and risks associated with, its interests in other entities
- The effects of those interests on its financial position, financial performance, and cash flows

Where the disclosures required by *IFRS No. 12*, together with the disclosures required by other IFRSs, do not meet the above objective, an entity is required to disclose whatever additional information is necessary to meet the objective.

*IFRS No. 12* is required to be applied by an entity that has an interest in any of the following:

- Subsidiaries
- Joint arrangements (joint operations or joint ventures)
- Associates
- Unconsolidated structured entities

*IFRS No. 12* does not apply to certain employee benefit plans, separate financial statements to which *IAS No. 27*, “Separate Financial Statements” applies,

certain interests in joint ventures held by an entity that does not share in joint control, and the majority of interests in another entity accounted for in accordance with *IFRS No. 9* “Financial Instruments.”

An entity discloses information about significant judgments and assumptions it has made (and changes in those judgments and assumptions) in determining

- That it controls another entity
- That it has joint control of an arrangement or significant influence over another entity
- The type of joint arrangement (i.e., joint operation or joint venture) when the arrangement has been structured through a separate vehicle

An entity shall disclose information that enables users of its consolidated financial statements to

- Understand the composition of the group
- Understand the interest that noncontrolling interests have in the group’s activities and cash flows
- Evaluate the nature and extent of significant restrictions on its ability to access or use assets, and settle liabilities, of the group
- Evaluate the nature of, and changes in, the risks associated with its interests in consolidated structured entities
- Evaluate the consequences of changes in its ownership interest in a subsidiary that do not result in a loss of control
- Evaluate the consequences of losing control of a subsidiary during the reporting period

In accordance with *IFRS No. 10* “Consolidated Financial Statements,” an investment entity is required to apply the exception to consolidation and instead account for its investment in a subsidiary at fair value. Where an entity is an investment entity, *IFRS No. 12* requires additional disclosure, including

- The fact the entity is an investment entity
- Information about significant judgments and assumptions it has made in determining that it is an investment entity, and specifically where the entity does not have one or more of the typical characteristics of an investment entity
- Details of subsidiaries that have not been consolidated (name, place of business, ownership interests held)
- Details of the relationship and certain transactions between the investment entity and the subsidiary (e.g., restrictions on transfer of funds, commitments, support arrangements, contractual arrangements)
- Information where an entity becomes, or ceases to be, an investment entity

An entity making these disclosures is not required to provide various other disclosures required by *IFRS No. 12*.

An entity must disclose information that enables users of its financial statements to evaluate

- The nature, extent, and financial effects of its interests in joint arrangements and associates, including the nature and effects of its contractual relationship with the other investors with joint control of, or significant influence over, joint arrangements and associates
- The nature of, and changes in, the risks associated with its interests in joint ventures and associates.

An entity shall disclose information that enables users of its financial statements to

- Understand the nature and extent of its interests in unconsolidated structured entities
- Evaluate the nature of, and changes in, the risks associated with its interests in unconsolidated structured entities

---

## Cases

---

### • Case 16-1 Consolidated Financial Statements: Various Issues

Because of irreconcilable differences of opinion, a dissenting group within the management and board of directors of the Algo Company resigned and formed the Bevo Corporation to purchase a manufacturing division of the Algo Company. After negotiation of the agreement, but just before closing and actual transfer of the property, a noncontrolling stockholder of Algo notified Bevo that a prior stockholder's agreement with Algo empowered him to prevent the sale. The noncontrolling stockholder's claim was acknowledged by Bevo's board of directors. Bevo's board then organized Casco, Inc., to acquire the minority stockholder's interest in Algo for \$75,000, and Bevo advanced the cash to Casco. Bevo exercised control over Casco as a subsidiary corporation with common officers and directors. Casco paid the noncontrolling stockholder \$75,000 (about twice the market value of the Algo stock) for his interest in Algo. Bevo then purchased the manufacturing division from Algo.

*Required:*

- What expenditures are usually included in the cost of property, plant, and equipment acquired in a purchase?
- What are the criteria for determining whether to consolidate the financial statements of Bevo Corporation and Casco, Inc.?
  - Should the financial statements of Bevo and Casco be consolidated? Discuss.
- Assume that unconsolidated financial statements are prepared. Discuss the propriety of treating the \$75,000 expenditure in the financial statements of the Bevo as
  - An account receivable from Casco
  - An investment in Casco
  - Part of the cost of the property, plant, and equipment
  - A loss

### • Case 16-2 Business Combinations

The Whit Company, a manufacturer, and the Berry Company, a retailer, entered into a business combination whereby Whit acquired for cash all the outstanding voting common stock of Berry.

*Required:*

- a. The Whit Company is preparing consolidated financial statements immediately after the consummation of the newly formed business combination. How should Whit determine in general the amounts to be reported for the assets and liabilities of Berry Company? Assuming that the business combination resulted in goodwill, indicate how the amount of goodwill is determined.
- b. Why and under what circumstances should Berry be included in the entity's consolidated financial statements?

### • Case 16-3 Segmental Reporting: Required Information

A central issue in reporting on industry segments of a business enterprise is the determination of which segments are reportable.

*Required:*

- a. What is a reportable segment?
- b. Explain how a preparer would determine which operating segments to report segment information for.
- c. What types of segment information must be reported?

### • Case 16-4 Foreign Currency Translation: Measure versus Denominate

The FASB has discussed certain terminology essential to both the translation of foreign currency transactions and foreign currency financial statements. Included in the discussion is a definition of and distinction between the terms *measure* and *denominate*.

*Required:*

Define the terms *measure* and *denominate* as discussed by the FASB. Give a brief example that demonstrates the distinction between accounts measured in a particular currency and accounts denominated in a particular currency.

### • Case 16-5 Foreign Currency Translation: Various Methods

Several methods of translating foreign currency transactions or accounts are reflected in foreign currency financial statements. Among these methods are the current–noncurrent, monetary–nonmonetary, current rate, and temporal methods.

*Required:*

Define the temporal method of translating foreign currency financial statements. Specifically include in your answer the treatment of the following four accounts:

- a. Long-term accounts receivable
- b. Deferred income
- c. Inventory valued at cost
- d. Long-term debt

### • Case 16-6 Forward Exchange Contracts

Reporting forward exchange contracts continues to be a significant issue in accounting for foreign currency translation adjustments.

*Required:*

- a. Describe a fair value hedge and discuss how to account for forward exchange contracts that are entered into for fair value hedges.
- b. Describe foreign currency fair value hedges and discuss the accounting for these types of hedges.
- c. Describe foreign currency cash flow hedges and discuss the accounting for these types of hedges.

### • Case 16-7 Foreign Currency Translation: Functional Currency Approach

In *SFAS No. 52* (see FASB ASC 280), the FASB adopted standards for financial reporting of foreign currency exchanges. This release adopts the functional currency approach to foreign currency translation.

*Required:*

- a. Discuss the functional currency approach to foreign currency translation.
- b. Discuss the terms *translation* and *remeasurement* as they relate to foreign currency translation.

### • Case 16-8 Entity Theory of Consolidation

Entity theory is one of the two prominent theories of consolidation.

*Required:*

Under entity theory

- a. How would the value of goodwill be determined? Explain why.
- b. How would the initial value of noncontrolling interest be determined? Explain why.
- c. How would a company report noncontrolling interest income in the consolidated income statement? Explain why.
- d. Where would a company report noncontrolling interest in the consolidated balance sheet? Explain why.

### • Case 16-9 Parent Company Theory of Consolidation

Parent company theory is one of the two prominent theories of consolidation.

*Required:*

Under parent company theory,

- a. How would the value of goodwill be determined? Explain why.
- b. How would the initial value of noncontrolling interest be determined? Explain why.
- c. How would a company report noncontrolling interest income in the consolidated income statement? Explain why.
- d. Where would a company report noncontrolling interest in the consolidated balance sheet? Explain why.

### • Case 16-10 Consolidation: Current Practice and Entity Theory

Explain how current practice for consolidations is consistent with the entity theory of consolidation.

## FASB ASC Research

---

For each of the following research cases, search the FASB ASC database for information to address the issues. Cut and paste the FASB requirements that support your responses. Then summarize briefly what your responses are, citing the pronouncements and paragraphs used to support your responses.

### • FASB ASC 16-1 Cost Allocation for a Patent

Assume that Your Company acquires My Company in a business combination. My Company has a patent for its production process. Search the FASB ASC database to enable you to answer the following questions related to the patent. Cut and paste your findings (citing the source), and write a brief summary of your research findings.

1. My Company incurred significant cost to develop the patent. On the date of the business combination, the patent is 10 years old and has a useful life of 15 years.
  - a. According to *SFAS No. 2* (see FASB ASC 730), how should My Company have accounted for the patent? Would you expect My Company to report an asset for the patent in its balance sheet?
  - b. If My Company does not report an asset for the patent, will Your Company report one? If so, how will Your Company measure the initial value to record (or report) for the patent?
2. My Company purchased the patent from another company three years ago. The patent had a remaining useful life of 12 years when it was purchased. Will the valuation of the patent by My Company be the same as it would be under part 1.b above? Explain.

### • FASB ASC 16-2 Consolidations and the EITF

The EITF has issued numerous interpretations on the topic of consolidations. These interpretations are subdivided by topic. Choose any three interpretations



under the topic “New Basis of Accounting,” identify the issue number and topic, and write a brief summary of the interpretation.

- **FASB ASC 16-3 Definition of a Business**

Included in the guidance for accounting for business combinations is the definition of a business. Find and cite the paragraph, and copy this guidance.

- **FASB ASC 16-4 Accounting for Noncontrolling Interests**

*SFAS No. 165* outlined some issues in accounting for noncontrolling interests in consolidated financial statements. This guidance is now contained in the FASB ASC. Find the sections of the FASB ASC that were originally published as *SFAS No. 160*. Cite the paragraphs and copy this guidance.

- **FASB ASC 16-5 Proportionate Consolidation**

The FASB ASC discusses proportionate consolidation. Find, copy, and cite the general rule and the exception on proportionate consolidation.

- **FASB ASC 16-6 Value beyond Proven and Probable Reserves**

The FASB ASC provides a definition of value beyond proven and probable reserves for mining assets in the extractive industries. Find, cite, and copy that definition. How should value beyond proven and probable reserves be accounted for in a business combination? Find, cite, and copy that definition.

- **FASB ASC 16-7 Demutualization of Life Insurance Companies**

The FASB ASC provides a definition of the demutualization of life insurance companies that are consolidated. Find, cite, and copy that definition.

- **FASB ASC 16-8 Affiliated Sales in the Consolidation of Regulated Industries**

The FASB ASC discusses accounting for the profit on affiliated sales in the consolidation of regulated industries. Find, cite, and copy this guidance.

## **Room for Debate**

---

- **Debate 16-1 Noncontrolling Interest**

In its 1995 exposure draft, “Consolidated Financial Statements: Policy and Procedures,” the FASB proposed that a company’s outside interest (“noncontrolling interest”) be reported as an element of stockholders’ equity. Current practice now requires that noncontrolling interest be reported in stockholders’ equity, but separate from equity belonging to the parent company. This practice differs from *IAS No. 27*, which requires that noncontrolling interest be presented above stockholders’ equity, as well as from the majority of current practice that conforms to the international requirement.

In your arguments for the following debate, you should consider the conceptual framework and be grounded on a theory of consolidation (entity theory or parent company theory).

*Team Debate:*

- Team 1: Argue in favor of presenting the noncontrolling interest as an element of stockholders' equity.
- Team 2: Argue in favor of presenting the noncontrolling interest outside of stockholders' equity.

### • Debate 16-2 Measurement

Current practice requires that the assets acquired in a business combination be measured at fair value as defined by *SFAS No. 157* (see FASB ASC 820-10).

*Team Debate:*

- Team 1: Argue that the acquiring company should measure the acquired company's plant assets that it plans to use in its operations in accordance with the requirements of *SFAS No. 141* before its revision.
- Team 2: Argue that the acquiring company should measure the acquired company's plant assets that it plans to use in its operations in accordance with the *SFAS No. 141* revision.

### • Debate 16-3 Goodwill of an Acquired Company

*SFAS No. 160* (see FASB ASC 810) required that goodwill be measured at 100 percent of its fair value.

*Team Debate:*

- Team 1: Argue that goodwill reported in balance sheets should be measured only at the value purchased by the parent company. Your arguments should refer to parent company theory.
- Team 2: Argue that goodwill reported in balance sheets should be the amount of goodwill for the total company acquired. Your arguments should refer to entity theory.

## CHAPTER 17

# Financial Reporting Disclosure Requirement and Ethical Responsibilities

In the preceding chapters of this text, we have attempted to give a concise yet comprehensive explanation of current generally accepted accounting principles (GAAP). We have given primary attention to those principles promulgated by the Financial Accounting Standards Board (FASB) and its predecessors in their roles as the bodies of the accounting profession authorized to issue financial accounting standards. The discussion, therefore, has often been directed toward identifying transactions to be treated as accounting information, the appropriate measurement of those transactions, criteria for classifying the data in the financial statements, and the reporting and disclosure requirements of the various Accounting Principles Board (APB) opinions and Statements of Financial Accounting Standards (SFASs).

This chapter seeks to draw additional attention to the special importance of disclosure in financial reporting. Specifically, we review the disclosure requirements issued by the FASB and the Securities and Exchange Commission (SEC). Additionally, we examine accountants' ethical responsibility to society.

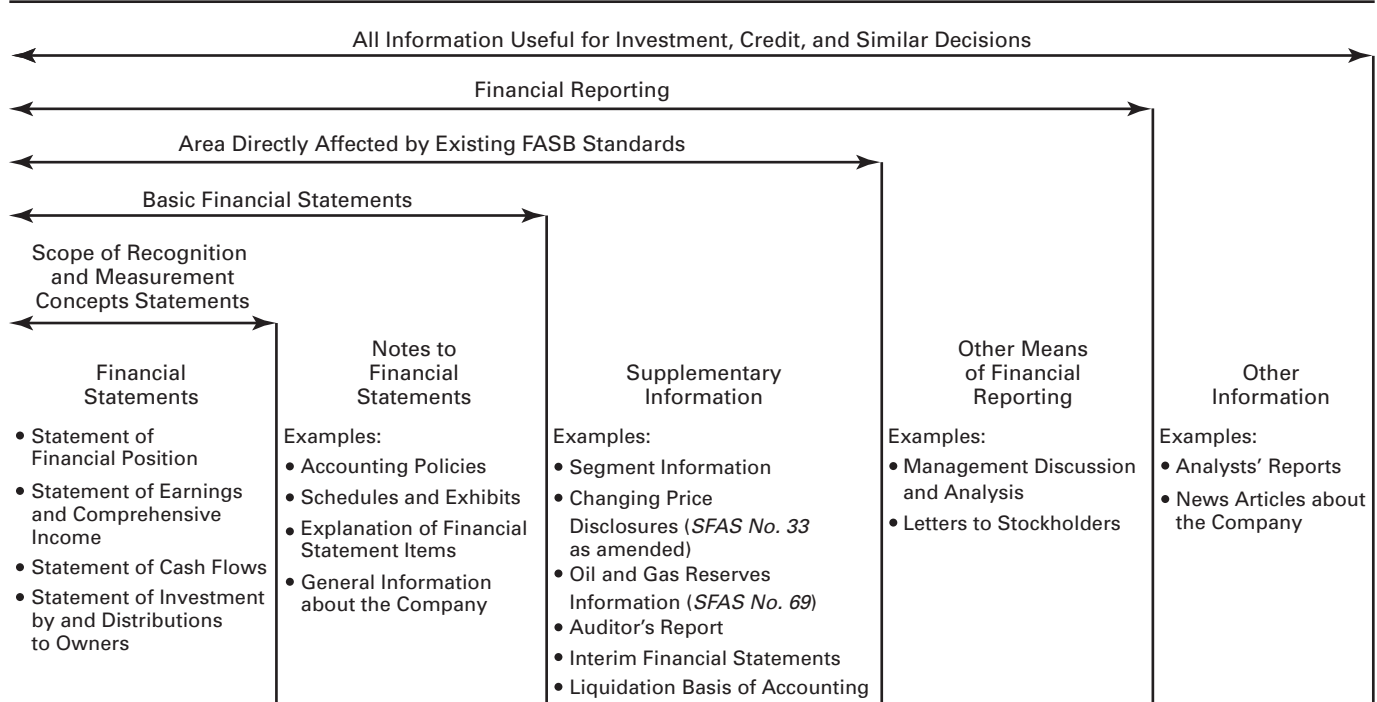
### Recognition and Measurement Criteria

*Statement of Financial Accounting Concepts (SFAC) No. 5*, discussed in Chapter 2, outlines the various methods of disclosure that corporations should use in published financial statements. These disclosure requirements are summarized in Exhibit 17.1.

As seen in Exhibit 17.1, *SFAC No. 5* summarizes the building blocks to disclosure as follows:

1. The scope of recognition and measurement
2. Basic financial statements

**EXHIBIT 17.1** Relationship of SFAC No. 5 to Other Methods of Financial Reporting



3. Areas directly affected by existing FASB standards
4. Financial reporting
5. All information useful for investment, credit, and similar decisions

The issues addressed under item 1 have been addressed earlier in this text. Therefore, in this chapter, we focus on the issues addressed by items 2 through 5. Note from Exhibit 17.1 that in addition to corporate annual reports, the disclosure vehicles in corporate annual reports include the footnotes to the financial statements; supplementary information, such as segmental information; other methods of financial disclosure, such as management's discussion and analysis; and other company information, such as analysts' reports and news reports. However, the most relevant information should always appear in one of the financial statements, provided that it meets the *SFAC No. 5* criteria for measurement and recognition.

## Basic Financial Statements

The financial statements described in *SFAC No. 5* were discussed in Chapters 6 and 7. In addition to the four basic statements (the balance sheet, the income statement, the statement of cash flows, and the statement of owners' equity), a full set of financial statements also includes footnotes, supplementary schedules, and parenthetical disclosures.

The footnotes to a company's financial statements provide a significant amount of additional information about the items on the company's financial statements. In general, the footnotes disclose information that explains, clarifies, or develops items appearing on the financial statements, which cannot easily be incorporated into the financial statements themselves. The most common examples of footnotes are as follows:

1. *Accounting policies* (discussed below)
2. *Schedules and exhibits*. Firms typically report schedules or exhibits concerning long-term debt and income tax, for example.
3. *Explanations of financial statement items*. Some items require additional explanation so that users can make sense of the reported information. Pensions and postretirement benefits are two examples.
4. *General information about the company*. Occasionally, firms face events that can affect their financial performance or position but cannot yet be recognized on the financial statements. In that case, investors have an interest in learning this information as soon as possible. Information concerning subsequent events and contingencies are two examples.

The purpose of supplementary schedules is to improve the understandability of the financial statements. They may be used to highlight trends, such as five-year summaries, or they may be required by FASB pronouncements, such as information on current costs.

Parenthetical disclosures are contained on the face of the financial statements (usually on the balance sheet). They are generally used to describe the valuation basis of a particular financial statement element but also may provide other kinds of information, such as the par value and number of shares authorized and issued for various classes of a company's stock.

## Accounting Policies

*APB Opinion No. 22*, “Disclosure of Accounting Policies” (see FASB ASC 235), required all companies to disclose both the accounting policies the firm follows and the methods it uses in applying those policies. Examples of accounting policies include the method of depreciation and the method of inventory valuation. Typically, companies disclose this information in a Summary of Significant Accounting Policies preceding the other footnotes. Specifically, *APB Opinion No. 22* required that the accounting methods and procedures involving the following be disclosed:

1. A selection from existing acceptable alternatives
2. Principles and methods peculiar to the industry in which the reporting entity operates
3. Unusual or innovative applications of GAAP

The APB’s principal objective in issuing *Opinion No. 22* was to provide information that helps investors compare firms across and between industries. Because accounting policies have a significant impact on numbers reported in the financial statements, investors need to know what those policies are so they can draw meaningful comparisons between firms in the same industry or between firms in different industries. Ultimately, knowing these accounting policies allows investors to make economic decisions with more confidence because they can make legitimate comparisons.

## Subsequent Events

Because of the complexities of closing the books, the requirements of the audit, and the length of time it takes to print and distribute the annual report, companies usually issue their financial statements several weeks after the close of their fiscal years. During the period between the end of a company’s fiscal year and the issuance of its financial statements, events might occur that aren’t reflected in its accounting records. These events are referred to as subsequent events and may be either (1) events that provide further evidence of conditions that existed on the balance sheet date or (2) events that provide evidence of conditions that did not exist at the balance sheet date.

GAAP requires events in the first category to be reported on the company’s financial statements. In other words, when a company experiences an event—after the balance sheet date but before it issues its financial statements—that provides further evidence of some condition existing at the balance sheet date, it is required to adjust its records to reflect the financial impact of that condition. If, for example, a company settles litigation for an amount significantly different than the amount it had originally accrued, then it must adjust the amount it originally accrued and report the adjusted accrual on the financial statements. The adjusted disclosure is required because the event that gave rise to the adjustment occurred before the balance sheet date. If such an adjustment were not made, then the financial statements would not fully reflect the true financial condition at the balance sheet date or performance of the company that occurred during the fiscal year.

On the other hand, GAAP does not require adjustments to the financial statements for category 2 events; however, companies often disclose these events in the footnotes to their financial statements. These footnote disclosures allow the company to discuss the impact of the new information. Companies often disclose

this type of subsequent event when they issue debt or equity securities, incur casualty losses, sell significant assets, or settle litigation initiated as the result of events that occurred after the balance sheet date.

## **Areas Directly Affected by Existing FASB Standards: Supplementary Information**

---

The accounting quality of understandability, defined in *SFAC No. 8*, requires financial statement data to be summarized to enable it to be useful to reasonably informed readers. As a consequence, significant information that does not meet the measurement and reporting requirements for presentation in the financial statements is presented as supplementary information. This information may be included in the footnotes or in a separate section commonly termed *financial highlights*. Supplementary information may also be mandated by the FASB or the SEC. Examples of supplementary information include segment information, information describing the effects of price-level changes, information on oil and gas reserves for companies in the extractive industry, the auditor's report, interim financial reports, and the liquidation basis of accounting. Segment information was discussed in Chapter 15, and the disclosure of information on oil and gas reserves is beyond the scope of this text.

### **Price-Level Information**

The high level of inflation experienced in the United States during the 1970s caused concerns that financial statements were being distorted. As a result, both the SEC (*ASR No. 190*) and the FASB (*SFAS No. 33*, superseded) issued pronouncements requiring the disclosure of supplemental information on the effects of changing prices in the 10-K and annual report to stockholders. These disclosures were generally made in separate schedules. Later, after inflation subsided in the 1980s, these requirements were suspended; consequently, supplemental disclosure of this information is no longer required.

### **Auditor's Report**

The SEC requires every company that sells securities to the general public to obtain an auditor's opinion. The auditor is an independent accountant whose responsibility it is to examine the financial statements prepared by management and determine if they are presented "fairly" and in conformity with GAAP. In performing these duties, the auditor is acting as an intermediary agent between the company's management and its stockholders, whose duty is to validate management's assertions contained in the financial statements. This process is enhanced by regular communication with the company's audit committee.<sup>1</sup>

1. The audit committee is responsible for the oversight of the quality and integrity of a company's accounting and reporting practices. In 2012, the Public Company Accounting Oversight Board (discussed later in the chapter) described some of the interactions auditors will be required to have with the audit committee, comprising an evaluation of the quality of the company's financial reporting, which includes conclusions regarding critical accounting estimates and the company's financial statement presentation; difficult or contentious matters for which the auditor consulted outside the audit team; the auditor's evaluation of the company's ability to continue as a going concern; and difficulties encountered in performing the audit.

The auditor's opinion is not a method of disclosure but an unqualified opinion implies that the company's level of disclosure is, at least, adequate. The following guidelines for preparing the auditor's report were developed by the AICPA:

1. The report shall state whether the financial statements are presented in accordance with generally accepted accounting principles.
2. The report shall identify those circumstances in which such principles have not been consistently observed in the current period in relation to the preceding period.
3. Informative disclosures in the financial statements are to be regarded as reasonably adequate unless otherwise stated in the report.
4. The report shall either contain an expression of opinion regarding the financial statements taken as a whole, or an assertion to the effect that an opinion cannot be expressed. When an overall opinion cannot be expressed, the reasons therefore should be stated. In all cases where an auditor's name is associated with financial statements, the report should contain a clear-cut indication of the character of the auditor's work, if any, and the degree of responsibility the auditor is taking.

In most cases, the audit will result in the issuance of a standard, or unqualified, audit report that contains three sections:

1. An opening paragraph that indicates an audit was performed and includes a declaration that the financial statements are the responsibility of management
2. A scope paragraph that indicates the audit was performed in accordance with generally accepted auditing standards
3. An opinion paragraph that indicates the financial statements are presented fairly in accordance with generally accepted accounting principles

In the event the auditor cannot satisfy the criteria necessary to make the above three assertions, he or she may issue one of the following types of opinions:

1. *Qualified opinion.* This type of audit report indicates that except for the effects to which the qualification relates, the financial statements are presented fairly. A qualified audit opinion is issued when
  - a. Circumstances prevent the auditor from performing all audit procedures necessary to comply with generally accepted auditing standards,
  - b. The financial statements contain a material departure from GAAP
  - c. Not all informative disclosures have been made in the financial statements
2. *Disclaimer of opinion.* This type of opinion states that the auditor does not express an opinion on the financial statements because
  - a. A lack of independence, or material conflict(s) of interest, exist between the auditor and the auditee
  - b. There are significant scope limitations, whether intentional or not, that hinder the auditor's work in obtaining evidence and performing procedures



- c. There is a substantial doubt about the auditee's ability to continue as a going concern or, in other words, continue operating
  - d. There are significant uncertainties within the auditee
3. *Adverse opinion.* This type of opinion results when the statements are not prepared in accordance with generally accepted accounting principles.
  4. *Auditor's report on internal controls.* Following the enactment of the Sarbanes–Oxley Act of 2002, the Public Company Accounting Oversight Board (PCAOB) was established to monitor and regulate audits of public companies (discussed later in the chapter). The PCAOB now requires auditors of public companies to include additional disclosures and form an opinion regarding the auditee's internal controls and to opine about the company's and auditor's assessment on the company's internal controls over financial reporting. These new requirements have modified the audit opinion to include all necessary disclosures by either presenting the report subsequent to the audit report on the financial statements or combining both reports into one auditor's report.
  5. *Going concern opinion.* The going concern assumption is a basic accounting principle. This assumption means that an entity is expected continue to operate in the near future. Auditing standards require auditors to evaluate the conditions or events discovered during an audit that raise questions about the validity of the going-concern assumption. An auditor who concludes that substantial doubt exists about the entity's ability to continue as a going concern and who is not satisfied that management's plans are enough to mitigate these concerns is required to issue a modified (but unqualified) report. If the auditor considers that the auditee is not a going concern, or will not be a going concern in the near future, the auditor is required to include an explanatory paragraph before the opinion paragraph or following the opinion paragraph, in the audit report explaining the situation. Additionally, financial statement users make judgments throughout the year about a company's prospects. Thus, they would benefit from disclosures by the company in its interim and annual financial statements of factors that could affect the going concern assumption.

The combined audit and internal control report of Hershey Company are contained in Exhibit 17.2.

## Interim Financial Statements

The SEC requires companies to issue quarterly summary financial statements on Form 10-Q. Information on financial performance and operating results for periods of less than a year are termed *interim financial reports*. Most publicly traded companies also release information on their periodic performance through various news media. The major value of interim financial reports and news releases is their timeliness. Stated differently, investors need to be aware of any changes in the financial position of the company as soon as possible. In addition, much of the information disclosed in interim financial statements enters into the analytical data used by the government to develop information on the state of the economy, the need for monetary controls, or the need for

**EXHIBIT 17.2** *Hershey Company 2011 Independent Auditor's Report*

---

**REPORT OF INDEPENDENT REGISTERED PUBLIC  
ACCOUNTING FIRM**

The Board of Directors and Stockholders  
The Hershey Company:

We have audited the accompanying consolidated balance sheets of The Hershey Company and subsidiaries (the "Company") as of December 31, 2011 and 2010, and the related consolidated statements of income, cash flows and stockholders' equity for each of the years in the three-year period ended December 31, 2011. These consolidated financial statements are the responsibility of the Company's management. Our responsibility is to express an opinion on these consolidated financial statements based on our audits.

We conducted our audits in accordance with the standards of the Public Company Accounting Oversight Board (United States). Those standards require that we plan and perform the audit to obtain reasonable assurance about whether the financial statements are free of material misstatement. An audit includes examining, on a test basis, evidence supporting the amounts and disclosures in the financial statements. An audit also includes assessing the accounting principles used and significant estimates made by management, as well as evaluating the overall financial statement presentation. We believe that our audits provide a reasonable basis for our opinion.

In our opinion, the consolidated financial statements referred to above present fairly, in all material respects, the financial position of The Hershey Company and subsidiaries as of December 31, 2011 and 2010, and the results of their operations and their cash flows for each of the years in the three-year period ended December 31, 2011, in conformity with U.S. generally accepted accounting principles.

We also have audited, in accordance with the standards of the Public Company Accounting Oversight Board (United States), the Company's internal control over financial reporting as of December 31, 2011, based on criteria established in Internal Control-Integrated Framework issued by the Committee of Sponsoring Organizations of the Treadway Commission (COSO), and our report dated February 17, 2012, expressed an unqualified opinion on the effectiveness of the Company's internal control over financial reporting.

**KPMG LLP**

New York, New York  
February 17, 2012

---

modifications in the tax laws. There is also evidence that interim reporting has an impact on stock prices, indicating that investors do use interim financial information. It is therefore important that interim information be as reliable as possible.

A wide variety of practices have existed with regard to the methods of reporting in interim periods. Thus, such things as seasonal fluctuations in revenues and the application of fixed costs to the various periods have a significant impact on the reported results for interim periods.

In 1973 the APB studied this problem and issued its conclusions in *APB Opinion No. 28*, “Interim Financial Reporting” (see FASB ASC 270). In reviewing the general question, the Board noted that two views existed as to the principal objective of interim financial reporting.

1. One view held that each interim period was a separate accounting period and that income should be determined in the same manner as for the annual period, and thus revenues and expenses should be reported as they occur (*discrete view*).
2. The other view held that interim periods were an integral part of the annual period, and thus revenues and expenses might be allocated to various interim periods even though they occurred only in one period (*integral view*).<sup>2</sup>

In *Opinion No. 28*, the APB stated that interim financial information is essential to provide timely data on the progress of the enterprise and that the usefulness of the data rests on its relationship to annual reports. Accordingly, the Board determined that interim periods should be viewed as integral parts of the annual period and that the principles and practices followed in the annual period should be followed in the interim period. However, certain modifications were deemed necessary to provide a better relationship to the annual period.

Additionally, publicly traded companies that present summary information for financial analysis should provide, at minimum, certain information for the interim period in question and the same interim period for the previous year. These guidelines are intended to partially offset the reduction in detail from interim reports. Among the items to be disclosed are sales, earnings per share, seasonal revenues, disposal of a business segment, contingencies, and changes in accounting principles.

Interim financial information is essential to provide timely data on the progress of the enterprise. Moreover, the usefulness of the data rests on its relationship to annual reports. In short, interim periods should be viewed as integral parts of the annual period, and the principles and practices followed in the annual period should be followed in the interim period.

## Liquidation Basis of Accounting

In July 2012, the FASB issued a proposed amendment to FASB ASC Topic 205, *Presentation of Financial Statements*,<sup>3</sup> that would require an entity to prepare its financial statements using the liquidation basis of accounting when liquidation is deemed to be imminent. In April 2013, the FASB issued Accounting Standards Update 2013-07, *Presentation of Financial Statements (Topic 205): Liquidation Basis of Accounting*.

*Liquidation* is defined as “the process by which an entity converts its assets to cash or other assets and partially or fully settles its obligations with creditors in

2. Accounting Principles Board, *Opinion No. 28*, “Interim Financial Reporting” (New York: American Institute of Certified Public Accountants, 1973), para. 5.

3. FASB. Proposed Accounting Standards Update *Presentation of Financial Statements*, Topic 205. (Norwalk, CT: FASB, 2012).

anticipation of the entity ceasing its operations.”<sup>4</sup> Liquidation is considered to be imminent when either of the following situations occurs:

1. A plan for liquidation has been approved by the person or persons with the authority to make such a plan effective and the likelihood is remote that the execution of the plan will be blocked by other parties.
2. A plan for liquidation is being imposed by other forces (for example, involuntary bankruptcy) and the likelihood is remote that the entity will subsequently return from liquidation.

Additionally, if a plan for liquidation was specified in the entity’s governing documents at the entity’s inception (for example, limited-life entities), liquidation would be considered imminent when significant management decisions about furthering the ongoing operations of the entity have ceased or they are substantially limited to those necessary to carry out a plan for liquidation other than the plan specified at inception. The ASU also requires financial statements prepared using the liquidation basis to reflect relevant information about an entity’s resources and obligations in liquidation by measuring and presenting assets and liabilities in the entity’s financial statements as the amount of cash or income that it expects to earn during the expected duration of the liquidation, including any costs associated with settlement of those assets and liabilities. These financial statements should include

1. *Statement of Changes in Net Assets in Liquidation:* A statement that includes information about the changes during the period in net assets or other consideration that the entity expects to pay during the course of liquidation
2. *Statement of Net Assets in Liquidation:* A statement that includes information about the net assets available for distribution to investors and other claimants during liquidation as of the end of the reporting period

The ASU also requires disclosures about the entity’s plan for liquidation, the methods and significant assumptions used to measure assets and liabilities, the type and amount of costs and income accrued, and the expected duration of liquidation. The ASU is effective for entities that determine liquidation is imminent during annual reporting periods beginning after December 15, 2013, and interim reporting periods therein. Entities should apply the requirements prospectively from the day that liquidation becomes imminent. Early adoption is permitted.

## Other Means of Financial Reporting

---

The financial statements, footnotes, and supplementary schedules constitute the company’s financial report. All significant information should be included in the financial report, and other relevant information that can assist in understanding the financial report is presented in narrative form. Examples of these types of items are management’s discussion and analysis and the letter to stockholders.

4. FASB. Accounting Standards Update No. 2013–07 Presentation of Financial Statements, Topic 205. Liquidation Basis of Accounting (Norwalk, CT: FASB, 2013) para. 2.

## Management's Discussion and Analysis (MD&A)

The SEC requires all publicly held companies to include an MD&A section in their annual reports. The reasons for including this information in the annual report were originally outlined in *SFAC No. 1*, which stated:

Management knows more about the enterprise and its affairs than investors, creditors, or other "outsiders" and can often increase the usefulness of financial information by identifying certain transactions, other events, and circumstances that affect the enterprise and explaining their financial impact on it.<sup>5</sup>

Basically, the MD&A section evaluates the causes and explains the reasons for a company's performance during its preceding annual period. The required disclosures include information about liquidity, capital resources, and the results of operations. The SEC also requires management to highlight favorable or unfavorable trends and to identify significant events or uncertainties that affect those three factors. Since a company must disclose matters that could affect its financial statements in the future, the MD&A allows financial statement users to evaluate a company's past performance and its likely impact on future performance. Of course, in order to discuss the influence of past performance on the future, management must use various estimates or approximations. Although these particular discussions often depend on subjective estimates, the SEC indicated that the information's relevance to users exceeds its potential lack of reliability. In fact, in an effort to encourage these presentations, the SEC has provided "safe harbor" rules that protect the firm against fraud charges as long as management uses estimates that are prepared in a reasonable manner and disclosed in good faith.<sup>6</sup>

In 1997 the SEC issued new disclosure rules in an amendment to Regulation S-X titled "Disclosure of Accounting Policies for Derivative Financial Instruments and Derivative Commodity Instruments and Disclosure of Quantitative and Qualitative Information about Market Risk Inherent in Derivative Financial Instruments, Other Financial Instruments, and Derivative Commodity Instruments." As indicated by its title, this release requires the disclosure of qualitative and quantitative information about market risk by all companies registered with the SEC. *Market risk* is defined as the risk of loss arising from adverse changes in market rates and prices from such items as

- Interest rates
- Currency exchange rates
- Commodity prices
- Equity prices

The required disclosures are designed to provide investors with forward-looking information about a company's exposures to market risk, such as the risks

5. Financial Accounting Standards Board, *SFAC No. 1*, "Objectives of Financial Reporting by Business Enterprises" (Stamford, CT: FASB, 1974), para. 54.

6. Safe-Harbor Rule for Protection, *Release No. 5993* (Washington, DC: Securities and Exchange Commission, 1979).

associated with changes in interest rates, foreign currency exchange rates, commodity prices, and stock prices. The information should indicate the market risk a company faces as well as how the company's management views and manages its market risk. This amendment was issued in response to the large derivative losses that were incurred by companies in the early 1990s, such as Showa Shell Sekiya's \$1.5 billion loss on currency derivatives, Procter and Gamble's \$157 million loss on leveraged currency swaps and Arco's employee earnings loss of \$22 million on money market derivatives.

The expanded disclosure requirements mandate the inclusion of quantitative and qualitative information about the market risk inherent in market-risk-sensitive instruments. This information is disclosed both outside the financial statements and in the related notes.

The quantitative information about market-risk-sensitive instruments is to be disclosed by using one or more of the following alternatives:

1. Tabular presentation of fair value information and contract terms relevant to determining future cash flows, categorized by expected maturity dates
2. Sensitivity analysis expressing the potential loss in future earnings, fair values, or cash flows from selected hypothetical changes in market rates and prices
3. Value-at-risk disclosures expressing the potential loss in future earnings, fair values, or cash flows from market movements over a selected period and with a selected likelihood of occurrence.

These three alternative methods were allowed because the SEC wanted to permit disclosure requirements about market risk that were flexible enough to accommodate different types of registrants, different degrees of market risk exposure, and alternative methods of measuring market risk.

A primary objective of the quantitative disclosure requirements is to provide investors with forward-looking information about a registrant's potential exposures to market risk. Consequently, in preparing quantitative information, registrants are required to categorize market-risk-sensitive instruments into instruments entered into for trading purposes, and instruments entered into for purposes other than trading. Specifically, companies must disclose

1. Their primary market risk exposures at the end of the current reporting period
2. How they manage those exposures (such as by a description of the objectives, general strategies, and instruments, if any, used to manage those exposures)
3. Changes in either the primary market risk exposures or how those exposures are managed, when compared to the most recent reporting period and what is known or expected in future periods

An examination of Hershey's and Tootsie Roll's financial statements revealed that both companies use derivative financial instruments to manage risk. The following information about Hershey's use of derivatives was contained in its 2011 10-K report:

We use certain derivative instruments, from time to time, to manage risks. These include interest rate swaps to manage interest rate risk, foreign currency forward exchange contracts and options to manage foreign currency exchange rate risk, and commodities futures and options contracts to manage commodity market price risk exposures.

We enter into interest rate swap agreements and foreign exchange forward contracts and options for periods consistent with related underlying exposures. These derivative instruments do not constitute positions independent of those exposures.

We enter into commodities futures and options contracts and other derivative instruments for varying periods. These commodity derivative instruments are intended to be, and are, effective as hedges of market price risks associated with anticipated raw material purchases, energy requirements and transportation costs. We do not hold or issue derivative instruments for trading purposes and are not a party to any instruments with leverage or prepayment features.

In entering into these contracts, we have assumed the risk that might arise from the possible inability of counterparties to meet the terms of their contracts. We mitigate this risk by performing financial assessments prior to contract execution, conducting periodic evaluations of counterparty performance and maintaining a diverse portfolio of qualified counterparties. We do not expect any significant losses from counterparty defaults.

In 2003 the SEC published new interpretive guidelines regarding the disclosure of items in the MD&A section of the 10-K report.<sup>7</sup> Specifically, additional guidance was provided for the following areas:

1. *The overall presentation of MD&A.* Within the universe of material information, companies should present their disclosures so that the most important information is most prominent, companies should avoid unnecessary duplicative disclosure that can tend to overwhelm readers and act as an obstacle to identifying and understanding material matters, and many companies would benefit from starting their MD&A with a section that provides an executive-level overview that gives context for the remainder of the discussion.
2. *The focus and content of MD&A (including materiality, analysis, key performance measures, and known material trends and uncertainties).* In deciding on the content of MD&A, companies should focus on material information and eliminate immaterial information that does not promote understanding of companies' financial condition, liquidity and capital resources, changes in financial condition, and results of operations (both in the context of profit and loss and cash flows); companies should identify and discuss key performance indicators, including nonfinancial performance indicators, that their management uses to manage the business and that would be material to investors; companies must identify and disclose known trends, events, demands, commitments, and uncertainties that are reasonably likely to have a material effect on financial condition or operating performance; and companies should provide not only disclosure of information responsive to MD&A's requirements, but also an analysis that is responsive to those

7. Interpretation: Commission Guidance Regarding Management's Discussion and Analysis of Financial Condition and Results of Operations. Release No. 33-8350; 34-48960; IC-21399 December 19, 2003. SEC, [www.sec.gov/news/press/2003-179.htm](http://www.sec.gov/news/press/2003-179.htm).



requirements that explains management's view of the implications and significance of that information and that satisfies the objectives of MD&A.

3. *The disclosure of liquidity and capital resources.* Companies should consider enhanced analysis and explanation of the sources and uses of cash and material changes in particular items underlying the major captions reported in their financial statements, rather than recitation of the items in the cash-flow statements; companies using the indirect method in preparing their cash-flow statements should pay particular attention to disclosure and analysis of matters that are not readily apparent from their cash-flow statements; and companies also should consider whether their MD&A should include enhanced disclosure regarding debt instruments, guarantees, and related covenants.
4. *The disclosure of critical accounting estimates.* Companies should consider enhanced discussion and analysis of these critical accounting estimates and assumptions that supplements, but does not duplicate, the description of accounting policies in the notes to the financial statements and that provides greater insight into the quality and variability of information regarding financial condition and operating performance.

## Letter to Stockholders

Management's letter to the stockholders has four main purposes. It indicates that management

1. Is responsible for preparation and integrity of statements
2. Has prepared statements in accordance with GAAP
3. Has used its best estimates and judgment
4. Maintains a system of internal controls

## Other Useful Information for Investment, Credit, and Similar Decisions

---

Information about companies is also available outside the company's annual report and 10-K. Examples of these types of information include analysts' reports and news articles about the company.

## Analysts' Reports

Individual investors make essentially three investment decisions:

1. *Buy.* A potential investor decides to purchase a particular security on the basis of all available disclosed information.
2. *Hold.* An investor decides to retain a particular security on the basis of all available disclosed information.
3. *Sell.* An investor decides to dispose of a particular security on the basis of all available disclosed information.

As discussed in Chapter 4, the decision process used by most investors is termed *fundamental analysis*. Fundamental analysis attempts to identify securities that are mispriced by reviewing all available information. The investor then



incorporates the associated degree of risk to arrive at an expected share price. The expected share price is then compared to the current price, allowing the investor to make buy–hold–sell decisions.

Professional security analysts also make investment analyses. They often specialize in certain industries, using their training and experience to process and disseminate information more accurately and economically than individual investors. There are three categories of financial analysts:

1. *Sell side.* These analysts work for full-service broker dealers and make recommendations on securities they cover. Many work for the most prominent brokerage firms, which also provide investment banking services to companies, including those whose securities the analysts cover.
2. *Buy side.* These analysts work for institutional money managers, such as mutual funds, that purchase securities for their own accounts. They counsel their companies to buy, hold, and sell.
3. *Independent.* These analysts are not associated with firms that underwrite the securities they cover. They often sell their recommendations on a subscription basis.

Many analysts work in a world of built-in conflicts of interest and competing pressures. Sell-side firms want their investor clients to be successful over time because satisfied long-term investors are the key to the firm's reputation and success. On the other hand, several factors can create pressure on an analyst's independence and objectivity. Such pressures don't necessarily mean analysts are biased, but investors should understand these points:

1. An analyst's firm may be underwriting a company's securities offering, and client firms prefer favorable research reports.
2. Positive reports can generate additional clients and revenues.
3. Arrangements often tie compensation to continuation of clients.
4. Analysts might own securities individually, or the securities may be owned by the analyst's firm.

Consequently, investors should confirm whether the analyst's firm underwrote a recommended company's stock by looking at the prospectus, which is part of the registration statement for the offering. A list of the lead or managing underwriters can be found on the front cover of both the preliminary and final copies of the prospectus. Additionally, a company's registration statement and its annual report on Form 10-K discloses the identities of the beneficial owners of more than 5 percent of a class of equity securities and lists the private sales of the company's securities during the past three years.

If a financial analyst or the firm acquired ownership interests through venture investing, the shares generally are subject to a lock-up agreement during and after the issuer's initial public offering. Lock-up agreements prohibit company insiders—including employees, their friends and family, and venture capitalists—from selling their shares for a set period without the underwriter's permission. Although the underwriter can choose to end a lock-up period early—because of market conditions, the performance of the offering, or other factors—lock-ups generally last for 180 days after the offering's registration statement becomes effective.

After the lock-up period ends, the firm or the analyst may sell the stock. Anyone considering investing in a company that has recently conducted an initial public offering should check whether a lock-up agreement is in effect and when it expires, or whether the underwriter waived any lock-up restrictions. This is important information, because a company's stock price may be affected by the prospect of lock-up shares being sold into the market when the lock-up ends. It is also a data point to consider when assessing research reports issued just before a lock-up period expires; those reports are sometimes known as *booster shots*.

Above all, it must be remembered that even the soundest recommendation from the most trustworthy analyst may not be a good choice. That's one reason investors should never rely solely on an analyst's recommendation when buying or selling a stock. Before acting, investors should determine whether the decision fits with their goals, time horizon, and tolerance for risk. In other words, they should know what they are buying or selling—and why.

## Securities and Exchange Commission

---

Many of the disclosure techniques and accounting conventions discussed in the preceding sections are the result of evolving GAAP and consensus. However, since the mid-1930s, the U.S. government has also been involved in standard-setting and disclosure issues. The Securities and Exchange Commission (SEC) is the regulatory agency responsible for administering federal securities laws. The purpose of these laws is to protect investors and to attempt to ensure that investors have all relevant information about companies that issue publicly traded securities. The SEC is also responsible for enforcing all of the laws passed by Congress that affect the public trading of securities. Among these laws are the Securities Act of 1933, the Securities Exchange Act of 1934, the Foreign Corrupt Practices Act of 1977, and the Sarbanes-Oxley Act of 2002. These acts stress the need to provide prospective investors with full and fair disclosure of the activities of a company offering and selling securities to the public.

### The Securities Act of 1933

The Securities Act of 1933 regulates the initial public sale and distribution of a corporation's securities (*going public*). The goal of this legislation is to protect the public from fraud when a company is initially issuing securities to the general public. The provisions of the Securities Act of 1933 require a company initially offering securities to file a registration statement and a prospectus with the SEC. The registration statement becomes effective on the 20th day after filing unless the SEC requires amendments. This 20-day period is termed the *waiting period*, and it is unlawful for a company to offer to sell securities during this period. Registration of securities under the provisions of the 1933 act is designed to provide adequate disclosures of material facts to allow investors to assess the degree of potential risk. Nevertheless, registration does not completely protect investors from the possibility of loss, and it is unlawful for any company officials to suggest that registration prevents possible losses.

### The Securities Exchange Act of 1934

The Securities Exchange Act of 1934 regulates the trading of securities of publicly held companies (*being public*). This legislation addresses the personal duties of

corporate officers and owners (*insiders*) and corporate reporting requirements, and it specifies information that is to be contained in the corporate annual reports and interim reports issued to shareholders. The act established extensive reporting requirements to provide continuous full and fair disclosure. Each corporation that offers securities for sale to the general public must select the appropriate reporting forms. The most common reporting forms, all of which can be obtained from the SEC's website, are as follows:

- *Form 10*. The normal registration statement for securities to be sold to the public
- *Form 10-K*. The annual report
- *Form 10-Q*. The quarterly report of operations<sup>8</sup>
- *Proxy statement*. Used when a company makes a proxy solicitation for its stockholder meetings

A major goal of the 1934 act is to ensure that any *corporate insider* (broadly defined as any corporate officer, director, or shareholder owning 10 percent or more) does not achieve an advantage in the purchase or sale of securities because of a relationship with the corporation. The act also established civil and criminal liabilities for insiders making false or misleading statements when trading corporate securities. The specific SEC reporting requirements for going public and being public are beyond the scope of this text; however, note that the SEC's stipulation that much of the information provided in the 10-K, 10-Q, and proxy reports must be certified by an independent certified public accountant has been a significant factor in the growth and importance of the public accounting profession in the United States.

## The Foreign Corrupt Practices Act of 1977

The Foreign Corrupt Practices Act (FCPA) of 1977 contains two main elements. The first makes it a criminal offense to offer bribes to political or governmental officials outside the United States and imposes fines on offending firms. It also provides for fines and imprisonment of officers, directors, or stockholders of offending firms.

The second element of the FCPA is a requirement that all public companies must (1) keep reasonably detailed records that accurately and fairly reflect company financial activity and (2) devise and maintain a system of internal control that provides reasonable assurance that transactions were properly authorized, recorded, and accounted for. This element is an amendment to the Securities Exchange Act of 1934 and therefore applies to all corporations that are subject to the act's provisions.

The major goals of the FCPA are to prevent the bribery of foreign officials and to ensure the maintenance of adequate corporate financial records.

## The Sarbanes–Oxley Act of 2002 (SOX)

During the early 2000s, dozens of major companies either went bankrupt or faced extreme financial difficulties. These included such familiar names as Enron,

8. The SEC first required quarterly reports to be issued in 1970.

WorldCom, Xerox, Global Crossing, Arthur Andersen, Merrill Lynch, Tyco International, and Halliburton Oil Services. As a result, Americans lost billions of their investment dollars, jobs vanished, and thousands of people lost their entire retirement savings. Subsequently, “corporate reform” became a watchword, and the feelings of the public can be illustrated by this observation from noted economist and television commentator Larry Kudlow:

It’s not the economy that is driving the stock market down. There’s a malaise over Wall Street because people are worried, fearful, aggravated, and downright blown away by the incongruous behavior of our leaders and elected officials.<sup>9</sup>

In addition to the scandals, the cavalier attitude of the executives of some of the failed companies further unsettled the nation. For example, in congressional testimony, Jeffrey Skilling, CEO of Enron, maintained that detailed financial reporting and disclosure vigilance was the proper domain not of a CEO but of Enron’s accountants and lawyers. Similarly, Bernie Ebbers, the CEO of WorldCom, alleged that he was totally unaware of his CFO’s financial reporting wrongdoing. Public unrest resulted in a hearing before Congress, and on April 25, 2002, the House of Representatives passed the Oxley Bill. On July 15, 2002, the Senate passed the Sarbanes Bill. Together these two bills became known as the Sarbanes–Oxley Act of 2002 (SOX), which President George W. Bush signed into law on July 30, 2002.

## Major Provisions of the Legislation

### Creation of the Public Company Accounting Oversight Board (PCAOB)

The PCAOB oversees audits of public companies that are subject to the Securities Act of 1933 and the Securities Exchange Act of 1934. The PCAOB contains five members appointed from among prominent individuals of integrity and reputation. These individuals must have a demonstrated commitment to the interests of investors and the public and an understanding of the responsibilities for the financial disclosures required in the preparation of financial statements and audit reports. PCAOB duties include

1. Registering public accounting firms that prepare audit reports
2. Establishing auditing, quality control, ethics, independence, and other standards relating to the preparation of audit reports
3. Conducting inspections of registered public accounting firms
4. Conducting investigations and disciplinary proceedings and, where appropriate, imposing appropriate sanctions where justified upon registered public accounting firms and CPAs within those firms
5. Performing any other duties or functions necessary or appropriate to promote high professional standards among, and to improve the quality of audit services offered by, CPA firms and CPAs within those firms
6. Enforcing compliance with the Securities Exchange Act of 1934

9. Larry Kudlow, “Investing America’s on Hold Because the World’s Turned Upside Down,” NRO Online (June 5, 2002), <http://66.216.126.164/>.

Among the PCAOB's powers are

1. To sue and be sued, complain and defend, in its corporate name and through its own counsel, with the approval of the SEC, in any federal, state, or other court
2. To conduct its operations and exercise all rights and powers authorized by the SEC, without regard to any qualification, licensing, or other provision of law in effect in any state or political subdivision

### **Establishment of Auditing, Quality Control, and Independence Standards**

The PCAOB is required to cooperate with various professional groups of CPAs related to the standard-setting process. The PCAOB may adopt standards proposed by the profession; however, it has the authority to amend, modify, repeal, and/or reject any standards suggested by the profession. Additionally, CPA firms are required to prepare, and maintain for a period of not less than seven years, audit work papers and other information in sufficient detail to support the conclusions reached in each of its audit reports. CPA firms must also use a second-partner review and approval of its audit reports.

The PCAOB developed an audit standard to implement internal control reviews. This standard requires auditors to evaluate whether internal controls include records that accurately and fairly reflect transactions of the reporting entity and provide reasonable assurance that the transactions are recorded in a manner that will permit the preparation of financial statements in accordance with the technical literature. Auditors must also disclose any material weaknesses in internal controls they discover during audits.

**Inspection of CPA Firms** The PCAOB will conduct annual quality reviews for CPA firms that audit financial statements of more than 100 publicly traded entities. Other firms must undergo this quality review and inspection process every three years. The SEC and/or the PCAOB may order a special inspection of any CPA firm at any time.

**Establishment of Accounting Standards** The SEC is authorized to recognize as generally accepted accounting principles those that are established by a standard-setting body that meet all of the criteria within the Sarbanes-Oxley Act, which include requirements that the standard-setting body

1. Be a private entity.
2. Be governed by a board of trustees or equivalent body, the majority of whom are not or have not been associated with a CPA firm within the two-year period preceding service on this board of trustees.
3. Be funded in a manner similar to the PCAOB, through fees collected from CPA firms and other parties.
4. Have adopted procedures to ensure prompt consideration of changes to accounting principles by a majority vote. Consider, when adopting standards, the need to keep the standards current and the extent to which international convergence of standards is necessary or appropriate.

**Delineation of Prohibited Services** The legislation makes it unlawful for a CPA firm to provide any nonaudit service to the reporting entity contemporaneously with the financial statement audit. Prohibited services include the following:

1. Bookkeeping or other services related to the accounting records or financial statements of the reporting entity
2. Design and implementation of financial information systems
3. Appraisal or valuation services, fairness opinions, or contribution-in-kind reports
4. Actuarial services
5. Internal audit outsourcing services
6. Management functions or human resources
7. Broker-dealer, investor advisor, or investment banker services
8. Legal services and expert services unrelated to the audit, or any other service that the Board rules is not permissible

The legislation allows the PCAOB, on a case-by-case basis, to provide an exemption to these prohibitions, subject to review by the SEC, and does not make it unlawful to provide other nonaudit services (those not prohibited) if those services are approved in advance by the audit committee. The audit committee must disclose to investors in periodic reports the decision to preapprove those services. The preapproval requirement is waived if the aggregate amount of the fees for all of the services provided constitutes less than 5 percent of the total amount of revenues paid by the issuer to the auditing firm.

**Prohibition of Acts That Influence the Conduct of an Audit** The act makes it unlawful for any officer or director of an entity to fraudulently influence, coerce, manipulate, or mislead a CPA performing an audit.

**Requirement for Specified Disclosures** Each financial report must reflect all material correcting adjustments a CPA determines are necessary. Each annual or quarterly financial report must disclose all material off-balance sheet transactions and other relationships with unconsolidated entities that might have a material current or future effect on the financial condition of the entity. The SEC will issue rules providing that pro forma financial information must be presented in a manner such that it does not contain an “untrue statement” or omit a material fact necessary for the information not to be misleading.

**Requirement for CEO and CFO Certification** CEOs and CFOs must certify in each annual and quarterly report that the officer has reviewed the report, that based on the officer’s knowledge the report contains no untrue statement of a material fact or omits a material fact, and that based on the officer’s knowledge, the financial statements and other financial information included in the report fairly present the financial condition and results of operations of the issuer. They must also attest that they are responsible for establishing and maintaining internal controls, that they have designed such controls to ensure that material information is made known to the officers, that they have presented their conclusions about the effectiveness of those controls in the report, and that they have disclosed both to the outside auditors and to the company’s audit committee (1) all significant deficiencies in the design or operation of internal controls that could adversely affect the issuer’s ability to record, process, summarize, and report financial data and (2) any fraud, whether or not material, involving any employee who has a significant role in the issuer’s internal controls.

## Section 404

Section 404 is one of the more controversial provisions of SOX. It contains two subsections—404(a) and 404(b). Section 404(a) outlines management's responsibility under the act and requires that the annual report include an internal control report by management that (1) acknowledges its responsibility for establishing and maintaining adequate internal control over financial reporting and (2) contains an assessment of the effectiveness of internal control over financial reporting as of the end of the most recent fiscal year. It also requires the principal executive and financial officers to make quarterly and annual certifications as to the effectiveness of the company's internal control over financial reporting. Section 404(b) outlines the independent auditor's responsibility. It requires the auditor (1) to report on the internal control assessment made by management and (2) to make a separate independent assessment of the company's internal controls over financial reporting.

The result of these provisions initially was to require the auditor to issue two separate opinions. The first opinion stated whether management's assessment of internal control was fairly stated, in all material respects. The second opinion indicated whether, in the auditor's opinion, the company maintained, in all material respects, effective internal control over financial reporting as of the specific date, based on the control criteria used by management. In summary, the auditor reported on (1) whether management's assessment of the effectiveness of internal control was appropriate and (2) whether he or she believed that the company had maintained effective internal control over financial reporting.

The cost of compliance with this legislation was seen by some as excessive. According to one study, the net private cost amounted to approximately \$1.4 trillion.<sup>10</sup> This amount was obtained by an econometric estimate of the loss in total market value caused by SOX. It measured the costs minus the benefits as perceived by the stock market as the new rules were enacted. This study's results were later questioned on the grounds that no single factor can be attributed as the cause of stock market behavior. Critics noted that all of the stock market trends around the time SOX was enacted were attributed to the legislation, while the subsequent increase in market value was ignored.<sup>11</sup> Nevertheless, a survey by the Financial Executives Institute in 2005<sup>12</sup> estimated that companies' total costs for the first year of compliance with SOX averaged \$4.6 million.

The SOX 404 provisions that emphasize the importance of internal control have obvious benefit; however, a standard rule of thumb for internal control measures is that the benefits should outweigh their costs. Some critics of SOX maintain that its effect has been that the costs of regulation exceed its benefits for many

10. I. X. Zhang, "Economic Consequences of the Sarbanes–Oxley Act of 2002," unpublished working paper (Rochester, NY: William E. Simon Graduate School of Business Administration, University of Rochester, 2005).

11. See, for example, C. Creelman, "Estimated SOX Year-One Compliance Costs \$1.4 Trillion: Increase in Investor Confidence Priceless," Pennsylvania Institute of Certified Public Accountants (2006), [www.cpazone.org](http://www.cpazone.org).

12. "404 Compliance: Is the Gain Worth the Pain?" *Financial Executive* 21 (2005): 30–32.



corporations.<sup>13</sup> SOX was originally effective for companies meeting the definition of accelerated filers (having an equity market capitalization of over \$75 million and filing a report with the SEC) for fiscal years ending on or after December 15, 2004; consequently, December 31, 2004, was the first filing date for most of these companies. Companies that did not meet the definition of accelerated filers were initially required to comply with SOX's provisions for fiscal periods ending on or after July 15, 2006.

A subsequent study of the economic consequences of SOX Section 404 indicated that audit fees for the companies meeting the definition of accelerated filers increased by an average of 65 percent in the first year SOX was effective and by 0.9 percent in the second year.<sup>14</sup> This increased cost was found to cause an average decrease in earnings of 0.5 percent during the first year of compliance. Similar analyses apparently caused the SEC to revisit the issue. In June 2007, the PCAOB released *Auditing Standard No. 5 (AS No. 5)* to supersede the previous guidelines under which auditors were seen as so focused on the detail and the sheer breadth of the internal controls that there was little room for judgment and a clear perspective over the overall process goals. *AS No. 5* adopts an integrated top-down, risk-based, and materiality-focused approach to the audit. As such, the auditor's report on internal control over financial reporting will express one opinion—an opinion on whether the company has maintained effective internal control over financial reporting as of its fiscal year-end. For the auditor to render an opinion, *AS No. 5* requires the auditor to evaluate and test both the design and the operating effectiveness of internal control to be satisfied that management's assessment about whether the company maintained effective internal control over financial reporting as of its fiscal year-end is correct and, therefore, is fairly stated.

The cost of complying with the Section 404 provisions was also viewed as especially burdensome for smaller companies. In an attempt to reduce this impact, in May 2006, the SEC announced it intended to take a series of actions to improve the implementation of Section 404 of SOX, and in December 2006, it first extended the date for compliance by nonaccelerated filers to fiscal years ending on or after December 15, 2007. Later, The SEC extended the date for compliance for nonaccelerated filers to June 15, 2010.

Initially, the SEC did not play an active role in the accounting standard-setting process and encouraged the private sector to develop accounting standards. However, in recent years the SEC has taken a more proactive role. For example, in 2008 the SEC issued a study on the impact of mark-to-market accounting (discussed in Chapter 7). Earlier in July 2007, the SEC chartered the Advisory Committee on Improvements to Financial Reporting. This committee's mandate was to examine the U.S. financial reporting system in order to make recommendations intended to increase the usefulness of financial information to investors, while reducing the complexity of the financial reporting system to investors, preparers, and auditors.

13. W. J. Carney, "The Costs of Being Public after Sarbanes–Oxley: The Irony of Going Private," *Emory Law Journal* 55 (2006): 141–159.

14. S. Bhamornsiri, R. Guinn, and R. Schroeder, "International Implications of Section 404 of the Cost of Compliance with Section 404 of Sarbanes–Oxley," *International Advances in Economic Research*. 15 1 (Feb. 2009) 17–29.



In August, 2008 the committee issued its final report.<sup>15</sup> Among its recommendations were the following:

1. *The usefulness of the information in SEC reports should be increased.* One of the committee's primary objectives was to make financial information more useful to investors while minimizing additional burdens on preparers. As part of this effort, the committee recommends including a short executive summary at the beginning of a company's annual report on Form 10-K. This recommendation was in response to the committee's belief that individual investors find a company's periodic reports overly complex and detailed. The summary should describe concisely the most important themes or other significant matters management is primarily concerned with, along with a page index showing where investors could find more detailed information on particular subjects. The committee also encouraged the private sector to develop key performance indicators, on an activity and industry basis, that would capture important aspects of a company's activities that might not be fully reflected in its financial statements or might be nonfinancial.
2. *The accounting standards-setting process should be enhanced.* The committee maintained that the financial reporting system would be best served by recognizing the preeminence of the perspective of investors because they are the primary users of financial reports. To promote this perspective, it supported increased investor representation on the FASB and in the Financial Accounting Foundation. The committee believed that increasing investor direct and indirect representation in the process was the best way to assure that financial reports will be useful to investors.
3. *The substantive design of new accounting standards should be improved.* The committee asserted that some accounting standards do not clearly articulate their underlying objectives and principles and are sometimes obscured by dense language, detailed rules, and numerous exemptions. In an attempt to overcome this shortcoming, the committee supported the objective of the FASB's project on financial statement presentation to divide a company's individual financial statements into cohesive components. Although recognizing that the current mixed-attribute system of historic cost and fair value was likely to continue, it urged a judicious approach to further expansions of fair value. Additionally, the committee advocated portraying the different sources of changes in a company's income—for example, by clearly distinguishing cash receipts from unrealized changes in fair value. This distinction was seen as helping companies better explain to investors the earnings volatility during each accounting period. The committee also opposed rule-based bright-line tests because such tests might result in very different accounting for transactions with quite similar economics. To decrease complexity and increase comparability, the committee advocated a move away from industry-specific guidance in authoritative literature unless it was

15. Final Report of the Advisory Committee on Improvements to Financial Reporting to the United States Securities and Exchange Commission, SEC (August 1, 2008), [www.sec.gov/about/offices/oca/acifr/acifrfinalreport.pdf](http://www.sec.gov/about/offices/oca/acifr/acifrfinalreport.pdf).

justified by strong conceptual arguments. The committee held that a better approach would be to focus on the nature of the business activity itself. Finally, the committee recommended that the FASB eliminate alternative accounting methods for the same transaction, unless the alternative has a compelling rationale.

4. *Authoritative interpretive guidance should be delineated.* The committee noted that historically, interpretive guidance on implementing accounting standards proliferated from many public and private sources and thus increased the volume of U.S. GAAP. To reduce the avoidable complexity associated with the proliferation of U.S. GAAP, the committee voiced support for the FASB's efforts to complete the codification of all U.S. GAAP in one document, which would clearly delineate authoritative from nonauthoritative literature. To help integrate SEC accounting guidance into this codification, the committee recommended that the SEC should formulate its guidance in a format consistent with the one used by the FASB. The committee also voiced its belief that there should be a single standards setter for all authoritative accounting standards and interpretive implementation guidance of general significance.
5. *Guidance on financial restatements and accounting judgments should be clarified.* The committee noted that in 2006, more than 9 percent of all U.S. public companies restated their financial statements because of accounting errors. This restatement process, which often takes longer than 12 months, imposes significant costs on investors as well as preparers. As a result, companies often go into a dark period and issue very little financial information to the public. Consequently, the committee recommended that the determination of whether an accounting error is material be separated from the decision on how to correct the error, and it supported a stricter rule than the current practice on accounting errors. That is, a company should promptly correct and prominently disclose any accounting error unless it is clearly insignificant. In addition, the correction and disclosure of any accounting error should not automatically result in a financial restatement. Also, due to the high probable cost to investors during the dark period, prior period financial statements should be amended only if the error would be material to investors making current investment decisions. The committee also noted that the preparation and audit of financial statements has always required the exercise of judgment and that a recent trend in accounting has been to move away from prescriptive guidance toward greater use of judgment. In recognition of the increasing exercise of accounting and audit judgments, the committees recommend that the SEC and PCAOB adopt policy statements on this subject. These policy statements should provide more transparency into how these regulators evaluate the reasonableness of a judgment, so that investors can have more confidence in the ways that accounting and auditing judgments are being exercised.

The committee went on to make numerous recommendations on how to implement these recommendations. They can be accessed through the web address contained in the report's citation.

## Ethical Responsibilities

---

From a philosophical perspective, the study of ethics explores and analyzes moral judgments, choices, and standards and asks the question: How should I act? Consequently, society's moral value judgments and the bases for choices of moral beliefs and standards require more comprehensive analysis than is attainable from the data of other disciplines. For example, consider the distinction between science and philosophy. While acting in a professional capacity, the scientist does not find it necessary to pass value judgments on his or her work. In fact, the scientist might disclaim responsibility for the uses of his or her findings, as in the case of biological and nuclear weapons. However, philosophers do evaluate and pass moral judgments on the work of scientists, because the goal of philosophy is to evaluate all aspects of human character, conduct, and experience. Similarly, the scientist (and the accountant), as a thinking person, is required to make value judgments concerning his or her own work and its consequences.

The terms *ethics* and *morals* are not used interchangeably. In general, ethics (derived from the Greek *ethike*, "the science of character") is the study of moral issues, whereas morals (derived from the Greek *mores*, "customs and manners") are standards that individuals observe in their daily conduct. The professions, including accounting, provide an exception to this general rule. Professional codes of conduct delineate minimum standards for the practice of a profession. Violation of these standards makes a professional unethical. For a layperson, the violation of his or her personal code of ethics makes the individual immoral.

The ethical philosophy of Western civilization is based largely on the concept of *utilitarianism*, the greatest happiness of the greatest number, as defined by John Stuart Mill.<sup>16</sup> Professional ethics by accountants prescribes a duty that goes beyond that of an ordinary citizen. The special responsibility accountants have to society was summarized by Chief Justice Warren Burger, as discussed in Chapter 1 (see page 22). Meeting this responsibility requires accountants to maintain high ethical standards of professional conduct. Society has granted many of the professions autonomy, including self-regulation, as a privilege. In return, these professions must assume the obligation to promote ethical conduct among their members, or public policymakers may react by reducing or removing self-regulation and autonomy. Ethical conduct by accountants, based on the concept of utilitarianism, should include consideration of all possible consequences of professional decisions for all individuals or groups affected by a decision. Among these individuals or groups are actual and potential stockholders, creditors, suppliers, customers, employees, and society as a whole.

The practice of professional accounting is characterized by uncertainties that can create ethical dilemmas. Loeb has identified several major ethical issues or dilemmas that might confront individual accountants and accounting firms.<sup>17</sup>

16. See, for example, J. B. Schneewind, *Mill's Ethical Writings* (New York: Collier, 1965).

17. Stephen E. Loeb, "Ethical Committees and Consultants in Public Accounting," *Accounting Horizons* (December 1989): 1–10.

1. *Independence.* The concept of independence requires the complete separation of the business and financial interests of the public accountant from the client corporation. Consequently, the auditor must serve the role of an impartial observer maintaining the public watchdog function. How do firms develop policies to ensure that this duty is maintained?
2. *Scope of services.* What other services (e.g., consulting, tax return preparation, tax advice) are compatible with financial auditing? At what point does the auditor lose independence by providing nonaudit services to a client?
3. *Confidentiality.* When does the auditor's public watchdog function conflict with his or her duty to keep client activities confidential?
4. *Practice development.* The removal of the rule prohibiting advertising (discussed later in the chapter) allows a great deal of latitude; however, an advertisement cannot be misleading or untrue. How do firms develop policies to delineate the nature and extent of practice development activities?
5. *Differences on accounting issues.* How do public accounting firms develop policies to deal with situations in which a company wishes to account for a transaction in a manner not believed to be acceptable to the firm? (In these situations, the company might threaten to fire the auditor and seek a public accounting firm that will agree with management's position on the accounting issue. This practice is termed *opinion shopping*.)

The resolution of ethical dilemmas can be assisted through a framework of analysis. The purpose of such frameworks is to help identify the ethical issues and to decide on an appropriate course of action. For example, the following six-step approach may be used:

1. Obtain the relevant facts.
2. Identify the ethical issues.
3. Determine the individuals or groups affected by the dilemma.
4. Identify the possible alternative solutions.
5. Determine how the individuals or groups are affected by the alternative solutions.
6. Decide on the appropriate action.

Another aspect of the ethics issue is the legal–ethical question. That is, if a particular action is legal, does that automatically make it ethical? The obvious answer to this question is no, given that slavery was once legal in the United States. In fact, there is a presumption in our society that ethical behavior should be at a higher level than legal behavior. Consequently, acts that are consistent with current ethical standards but inconsistent with current legal standards may point to a need to change unethical legal standards. For example, consider the issues of sexual and racial discrimination. Not long ago, public accounting firms hired neither women nor racial minorities. Various actions throughout society, including some that violated the law, helped eliminate these practices to the point that today more than 50 percent of new hires by large public accounting firms are women, and the profession and public accounting firms are currently engaging in a variety of activities to encourage racial minorities to choose accounting as a career.

## The Professional Code of Conduct

Accountants, as professionals, are expected to maintain a level of ethical conduct that goes beyond society's laws. The reason for this high level of ethical conduct is the need for public confidence in the quality of services provided by the profession, regardless of the individual providing the service. Public confidence in the quality of professional service is enhanced when the profession encourages high standards of performance and ethical conduct by its members.

Over the years, the AICPA has represented itself as an ethical professional body engaged in practicing an art rather than a science. Accounting was to be viewed by society, in a manner similar to the medical and legal professions, as more influenced by a service motive than by a profit motive. As an art, the judgmental nature of accounting precludes a uniform set of rules to cover all situations; consequently, the foundation of the profession rests not on standardization and regulation but on ethical conduct.

In attempting to solidify this view by society, the accounting profession in the United States has had some form of the Code of Professional Conduct since the early twentieth century. The original code, which was part of the bylaws of the American Association of Professional Accountants (AAPA), a predecessor of the AICPA, was first published in 1905 and contained only two rules. One prohibited members from allowing nonmembers to practice in the member's name, thereby requiring all members of the firm, not just the managing partner, to join the AAPA. The second rule prohibited the payment of referral fees, now commonly known as *kickbacks*. The limited scope of the earliest version of the code was based on a belief that a written code could not and should not be taken as a complete representation of the moral obligations of accounting's responsibility to society.

In 1917 and through subsequent adopted rules, the renamed organization, the American Institute of Accountants, amended the Code of Professional Conduct to include rules prohibiting various actions such as contingency fees, competitive bidding, advertising, the formation of partnerships, forecasts, and a substantial financial interest in a public corporation client. In addition, in response to the securities acts of 1933 and 1934, a rule on independence was adopted in 1934. In 1941, the rules were recodified to include a section on technical standards.

As discussed in Chapter 1, after the collapse of the stock market in 1929, accountants were viewed very favorably by society. Consequently, it was not necessary for the profession to undertake any drastic measures to attain the public's confidence. Up to 1941, the profession's main concerns were bound up with the concepts of confidentiality, competence, and independence. The main emphasis of the profession's disciplinary actions during this period, and even somewhat later, was directed toward restrictions on unprofessional competitive practices such as competitive bidding, advertising, encroachment on the practice of other CPAs, and the pirating of other firms' employees. The rules prohibiting such actions were based on the belief that they would erode independence and destroy harmony among practitioners.<sup>18</sup>

In 1962 the Code of Professional Conduct was again amended. Although the amended code contained essentially the same rules as did the 1941 code, they were classified into five articles. Article 1, "Relations with Clients and Public," contained

18. W. E. Olson, *The Accounting Profession: Years of Trial: 1969–1980* (New York: AICPA, 1982).

a more explicit description of independence. Article 2 defined “Technical Standards.” Article 3, “Promotional Practices,” covered advertising, promotional practices, and competitive bidding. Article 4 discussed the rules of membership and was termed “Operating Practices.” Finally, Article 5, “Relations with Fellow Members,” defined unacceptable client and employee acquisition practices.

The subsequent social upheaval of the 1960s, the collapse of Equity Funding,<sup>19</sup> and the impact of the Watergate investigation of 1974 affected the accounting profession. For example, it was found that many of the largest corporations had made illegal contributions to the Republican Party, and investigations discovered secret bank accounts that were used to hide bribes and kickbacks. The profession argued that it was difficult, if not impossible, to discover such transactions in a normal audit. In addition, it was maintained that, even if detected, such illegal transactions would not have a material effect on companies’ financial statements and therefore did not require disclosure. Nevertheless, the failure to uncover these illegal activities by normal audits served to erode confidence in the ethical conduct of the accounting profession.

During this period, the House Subcommittee on Oversight and Investigations (the congressional body that oversees the SEC) was engaging in an inquiry of accounting practices in the oil and gas industry that culminated in a much larger investigation. In a report issued in 1978, the committee’s chair, John Moss, summarized Congress’s concern over the incidents that had occurred.<sup>20</sup> Especially troubling were events such as bankruptcies with no warnings from auditors to investors that anything was amiss, the demise of more than 100 brokerage firms in the late 1960s because of inconsistent methods of determining capital ratios, lack of uniform accounting procedures in the energy industry, and the incidents discovered in relation to the Watergate incident.<sup>21</sup>

During this same period, a U.S. Senate subcommittee chaired by Sen. Lee Metcalf also initiated an investigation of the accounting profession. The subcommittee’s 1,760-page staff study, titled *The Accounting Establishment*,<sup>22</sup> was an examination of the Big Eight firms, the AICPA, and the FASB and included a number of highly controversial conclusions. Two of the staff study’s conclusions were that the Big Eight firms lacked independence from their clients and that they dominated both the Institute and the process of setting of accounting standards. The study also asserted that the Big Eight firms, through their influence on the FASB, did the

19. Equity Funding Corporation of America was a financial conglomerate that marketed mutual funds and life insurance to private individuals in the 1960s and 70s. It collapsed in scandal in 1973 after two ex-employees blew the whistle on massive accounting fraud, including a computer system dedicated exclusively to creating and maintaining fictitious insurance policies.

20. U.S. Congress, *Accounting and Auditing Practices and Procedures: 95th Congress*, 1st session (Washington, DC: U.S. Government Printing Office, 1978).

21. One outcome of these hearings was a Congressional report recommending that the SEC no longer rely on FASB for accounting standards but instead issue the standards itself, thereby again raising the issue of public-sector versus private-sector standards setting, but in the end, no Congressional action was taken on this recommendation.

22. U.S. Congress, *The Accounting Establishment: 95th Congress*, 1st session (Washington, DC: U.S. Government Printing Office, 1977).



bidding of their corporate clients.<sup>23</sup> The Metcalf subcommittee's staff study also recommended that the federal government set accounting and auditing standards for publicly traded corporations; however, neither subcommittee's recommendations produced legislation.

In the mid-1980s, congressional interest in the accounting profession emerged again in the form of more hearings before the House Subcommittee on Oversight and Investigations, chaired by Representative John Dingell. The committee's primary concern was the role of auditors in detecting fraud. Dingell questioned whether the public's and the profession's perception of accountants' responsibility coincided. He also asked: Were the rules deficient? Were the qualifications to be a CPA sufficient? Was self-policing of the accounting profession adequate?<sup>24</sup> In other words, he was questioning the maintenance of ethical standards by the profession and suggesting that the profession did not have the ability to regulate itself.

Public policymakers were not the only ones voicing concerns. During the 1970s some accountants were joining the critics of the accounting profession. For example, Abraham Briloff (an accounting professor at Baruch College, City University of New York), in a series of books, articles, and testimony before Congress, maintained that many published financial statements were not "prepared fairly" in accordance with GAAP, the FASB had not fulfilled its responsibility to develop accounting standards, and public accounting firms had not adequately resolved their ethical dilemmas (discussed above), thus resulting in several cases of successful opinion shopping.<sup>25</sup>

The events of the 1970s and 1980s served to question the ability of accountants to detect fraud, uncover illegal contributions, and predict bankruptcy; consequently, their competence as professionals was also being questioned. As a result, the profession was facing legislation that threatened to regulate the practice of accounting.

Partially in response to these issues, the AICPA engaged in several activities in an attempt to neutralize criticism of the accounting profession. In 1973 the Code of Professional Conduct was again amended. A major feature of the amended code was the requirement to comply with auditing standards and the prohibition from expressing an opinion that financial statements are prepared in conformity with GAAP if such statements depart from an accounting principle. As discussed earlier in the text, the inclusion of this rule made *ARBs*, *APB Opinions*, *SFASs*, and now the FASB ASC enforceable under the Code of Professional Conduct.<sup>26</sup> The 1973 code also included a discussion of the philosophical fashion by which the rules flow from the concepts and why these concepts were of importance to the profession.

23. *The Accounting Establishment* 1976, 20.24).

24. J. Dingell, "Accountants Must Clean Up Their Act: Rep. John Dingell Speaks Out," *Management Accounting* (May 1985), 52–55.

25. See, for example, *Unaccountable Accounting* (New York: Harper & Row, 1972); *More Debits Than Credits* (New York: Harper & Row, 1976); *The Truth about Corporate Accounting* (New York: Harper & Row, 1981); "Standards without Standards/Principles Without Principles/Fairness Without Fairness," *Advances in Accounting* 3 (1986), 25–50; and "Accounting and Society: A Covenant Desecrated," *Critical Perspectives on Accounting* 11 (March 1990), 5–30.

26. If an auditor can demonstrate that due to unusual circumstances the financial statements or data would otherwise have been misleading, the auditor can comply with the rule by describing the departure, its approximate effects, if practicable, and the reasons compliance with the principle would result in a misleading statement.

Next, in 1974 the AICPA formed a commission on auditors' responsibilities. The commission's final report, known as the Cohen Report, called upon the Auditing Standards Executive Committee to consider developing an improved auditor's report. It also recommended the development of criteria for evaluating internal accounting controls and establishing independent audit committees. Later, the AICPA established a new division for CPA firms with two sections, one for firms with clients registered with the SEC and one for firms that had clients in private practice. Membership in the SEC Practice Section requires self-regulation, including external peer review of its practice procedures. In addition, the activities of the SEC Practice Section are monitored by the PCAOB. As noted by Rep. Dingell, some of the criticism of the professional practice of accounting can be attributed to an *expectations gap*. That is, there is a difference between what financial statement users and society as a whole perceive as the responsibility of public accountants versus what accountants and the profession perceive as their responsibility. As a result, the AICPA's Auditing Standards Board issued nine new standards in 1988 in an attempt to narrow this expectations gap. Specifically, the effect of these new standards was to (1) broaden auditors' responsibility to consider the reliability of a company's internal control system when planning an audit; (2) delineate the responsibility of auditors for reporting errors, irregularities, and illegal acts by clients; and (3) require auditors to evaluate a company's ability to continue as a going concern.

At the same time, the Code of Professional Conduct was undergoing a review. In 1983 the AICPA appointed a committee to study the relevance and effectiveness of the code in the contemporary environment. The committee's report, commonly known as the Anderson Report, indicated that effective performance should meet six criteria:

1. Safeguard the public's interest.
2. Recognize the CPA's paramount role in the financial reporting process.
3. Help ensure quality performance and eliminate substandard performance.
4. Help ensure objectivity and integrity in public service.
5. Enhance the CPA's prestige and credibility.
6. Provide guidance as to proper conduct.<sup>27</sup>

The members of the AICPA accepted the recommendations of the Anderson Report and amended the Code of Professional Conduct in 1988. The code now consists of four sections:

1. *Principles*. The standards of ethical conduct stated in philosophical terms
2. *Rules of conduct*. Minimum standards of ethical conduct
3. *Interpretations*. Interpretations of the rules by the AICPA Division of Professional Ethics
4. *Ethical rulings*. Published explanations and answers to questions about the rules submitted to the AICPA by practicing accountants and others interested in ethical requirements

27. *Recruiting Professional Standards to Achieve Professional Excellence in a Changing Environment* (New York: AICPA, 1986), 11.



The first two sections of the Code of Professional Conduct consist of general statements emphasizing positive activities that encourage a high level of performance (principles) and minimum levels of performance that must be maintained (rules). Consequently, implicit in the Code of Professional Conduct is the expectation that CPAs will abide by the rules at the minimum and strive to achieve the principles at the maximum. The following six ethical principles, which are not enforceable, are contained in the Code of Professional Conduct:

1. *Responsibilities.* In carrying out their responsibilities as professionals, members should exercise sensitive professional and moral judgments in all their activities.
2. *The public interest.* Members should accept the obligation to act in a way that will serve the public interest, honor the public trust, and demonstrate commitment to professionalism.
3. *Integrity.* To maintain and broaden public confidence, members should perform all professional responsibilities with the highest level of integrity.
4. *Objectivity and independence.* A member should maintain objectivity and be free of conflict of interest in discharging professional responsibilities. A member in public practice should be independent in fact and appearance when providing auditing and other attestation services.
5. *Due care.* A member should observe the profession's technical and ethical standards, strive continually to improve competence and the quality of services, and discharge professional responsibility to the best of the member's ability.
6. *Scope and nature of services.* A member in public practice should observe the Principles of the Code of Professional Conduct in determining the scope and nature of services to be provided.

The principles, which are goal-oriented, also provide the framework for the rules, which represent the enforceable provisions of the code. The rules deal with issues such as independence, integrity, and objectivity; compliance with standards of practice; confidentiality of client information; advertising; and contingent fees and commissions. Later, some of these rules were required to be liberalized because of a consent decree between the AICPA and the Federal Trade Commission arising from a claim of restraint of fair trade. For example, CPA firms may now accept contingent fees from nonattest clients, and advertising by CPA firms is now an acceptable practice.

The issue of ethical principles gained new prominence during the accounting scandals of the early 2000s, which resulted in the demise of Arthur Andersen. Before the passage of SOX, the SEC had established a list of nonaudit functions that a CPA firm could not perform in conjunction with an audit. These prohibited functions are the same as those contained in the delineation of prohibited services in the SOX (discussed earlier). Additionally, companies were required to disclose the amounts received from auditors from nonaudit services in the notes to the financial statements. Although no substantial legal evidence has been uncovered that indicates Arthur Andersen engaged in any of the forbidden nonaudit functions, in each of the company failures the amounts of Andersen's nonaudit fees

exceeded their audit fees. As a result, it is now unlawful for a CPA firm to provide any nonaudit services to its clients.

The need for interpretations of the Code of Professional Conduct arises when individuals or firms have questions about a particular rule. Ethics rulings are explanations concerning specific factual situations. They have been published in the form of questions and answers. A detailed review of the interpretations and ethical rulings is beyond the scope of this book.

In summary, the past two decades have brought forward questions from some critics concerning the ethical conduct of professional accountants. The profession has responded by further delineating its responsibilities and by attempting to narrow the expectations gap. The accounting scandals at the beginning of the century resulted in a less favorable view of the profession; however, a Gallup poll in 2008 found the profession's image to be recovering. According to the poll's analysis, the profession whose image has improved the most compared to the previous year's is accounting. Its rating rose from a net rating of 0 percent (i.e., as many people gave it a negative rating as a positive one) to +30 percent.<sup>28</sup> Yet, the profession has still not recovered to the +39 percent rating it received in 2001, before the Enron and other scandals cast such negative light on accounting firms' roles in these companies' alleged malfeasance. However, the accounting profession must strive to improve this perception, and the Code of Professional Conduct should be viewed as a starting point in determining the ethical behavior of professional accountants. It may also be necessary to revisit the scope-of-services issue because this same Gallup poll detected some concerns over the variety of services offered by CPA firms to the same client. This and other issues that trouble the public must be resolved in order for accounting to continue to serve its public watchdog function in a manner that is accepted by society.

## International Accounting Standards

---

The IASB standard that addresses disclosure requirements and ethical responsibilities is *IAS No. 1*, "Presentation of Financial Statements." The objective of *IAS No. 1* is to prescribe the basis for presentation of general-purpose financial statements so as to ensure comparability both with the entity's financial statements of previous periods and with the financial statements of other entities. *IAS No. 1* sets out the overall requirements for the presentation of financial statements, guidelines for their structure, and minimum requirements for their content. Standards for recognizing, measuring, and disclosing specific transactions are addressed in specific standards and interpretations. This statement replaced *IAS No. 1*, originally titled "Disclosure of Accounting Policies" (as well as *IAS No. 5* and *No. 13*). It requires companies to present a statement disclosing each item of income, expense, gain, or loss required by other standards to be presented directly in equity and to provide the total of these items. It also requires that the notes to the financial statements present information about the basis on which financial statements were prepared and the specific accounting policies selected, disclose all other information required by IASB standards not presented elsewhere in the financial statements, and provide all other information necessary for a fair presentation.

28. Lydia Saad, "Nurses Shine, Bankers Slump in Ethics Ratings." Gallup (Nov. 24, 2008), [www.gallup.com/poll/112264/Nurses-Shine-While-Bankers-Slump-Ethics-Ratings.aspx](http://www.gallup.com/poll/112264/Nurses-Shine-While-Bankers-Slump-Ethics-Ratings.aspx).

The International Accounting Standards Committee addressed the issue of subsequent events in *IAS No. 10*. “Events after the Reporting Period.” The requirements contained in this pronouncement are quite similar to U.S. GAAP and outline the accounting and disclosure requirements to be used when events after the end of the reporting period should be adjusted in the financial statements. Adjusting events are defined as those providing evidence of conditions existing at the end of the reporting period, whereas nonadjusting events are defined as those providing evidence of conditions arising after the reporting period. According to *IAS No. 10*, the financial statements should be amended for adjusting events including events that indicate that the going-concern assumption in relation to the whole or part of the enterprise is not appropriate. The financial statements should not be amended for nonadjusting events; however, nonadjusting events should be disclosed if they are of such importance that nondisclosure would affect the ability of users to make proper evaluations and decisions. The required disclosure is (a) the nature of the event and (b) an estimate of its financial effect or a statement that a reasonable estimate of the effect cannot be made. *IAS No. 10* also indicates that an entity should not prepare its financial statements on a going-concern basis if management determines after the end of the reporting period either that it intends to liquidate the entity or to cease trading, or that it has no realistic alternative but to do so.

The IASB also addressed interim financial reporting in *IAS No. 34*, “Interim Financial Reporting.” This release defined the minimum content of an interim financial report, provided presentation and measurement guidance, and defined the recognition and measurement principles to be followed in the presentation of interim financial reports. The IASB concluded that the decision to publish and the frequency of reporting are matters best decided by national law.

The minimum content of an interim financial report was defined as a condensed balance sheet, condensed income statement, condensed statement of cash flows, condensed statement of changes in stockholders’ equity, and all footnotes necessary to understand the financial statements. *IAS No. 34* requires companies to use the same accounting principles in interim financial reports that are used in the annual report and thus adopts the integral view of interim financial reports.

---

## Cases

---

### • Case 17-1 Two Viewpoints on Accounting Standards

The proponents of neoclassical, marginal economics (see Chapter 4) maintain that mandatory accounting and auditing standards inhibit contracting arrangements and the ability to report on company operations. Opponents of this view argue that market forces alone cannot be relied on to produce the high-quality information required by society.

#### *Required:*

Present arguments support both viewpoints. What is your opinion? (*Hint:* You might wish to consult Richard Leftwich, “Market Failure Fallacies and Accounting Information,” *Journal of Accounting and Economics* (December 1980): 193–221; and Steven Johnson, “A Perspective on Solomon’s Quest for Credibility in Financial Reporting,” *Journal of Accounting and Public Policy* 7, no. 2 (1988): 137–54.)

### • Case 17-2 Ethical Dilemma

Barbara Montgomery is a first-year auditor for Coppers and Rose, a large public accounting firm. She has been assigned to the audit of Lakes Brothers, a clothing retailer with retail outlets throughout the United States. This audit has proved troublesome in the past, and during a staff meeting preceding the audit, Robert Cooley, the supervisor on the audit, says: “We are going to be required to work several hours ‘off-the-clock’ each week until this audit is completed.” He also observes that the client is putting a great deal of pressure on the firm to maintain an acceptable level of fees.

Barbara has just been to staff training school, where it was emphasized that not charging a client for hours actually worked is a violation of Coppers and Rose’s employment policy, a violation that could cause her to be dismissed. She also knows that only staff personnel are paid overtime and that supervisors are evaluated on successfully completing audits within allowable budgets. Barbara discusses the issue with John Reed, a second-year staff accountant. John says, “Don’t worry, if you go along nobody will find out and Robert will give you a good evaluation.” John also says that Robert is very highly regarded by the senior members of the firm and is likely to be promoted to manager in the near future.

*Required:*

- a. Is it ethical for Barbara to work hours and not charge them to the client?
- b. Use the six-step approach outlined in this chapter to resolve this ethical dilemma.

### • Case 17-3 Types of Disclosure

Lancaster Electronics produces electronic components for sale to manufacturers of radios, television sets, and phonographic systems. In connection with his examination of Lancaster’s financial statements for the year ended December 31, 2014, Don Olds, CPA, completed fieldwork two weeks ago. Mr. Olds is now evaluating the significance of the following items before preparing his auditor’s report. Except as noted, none of these items has been disclosed in the financial statements or footnotes.

1. Recently, Lancaster interrupted its policy of paying cash dividends quarterly to its stockholders. Dividends were paid regularly through 2012, discontinued for all of 2013 to finance equipment for the company’s new plant, and resumed in the first quarter of 2014. In the annual report, dividend policy is to be discussed in the president’s letter to stockholders.
2. A 10-year loan agreement, which the company entered into three years ago, provides that dividend payments may not exceed net income earned after taxes subsequent to the date of the agreement. The balance of retained earnings at the date of the loan agreement was \$298,000. From that date through December 31, 2014, net income after taxes has totaled \$360,000, and cash dividends have totaled \$130,000. Based on these data, the staff auditor assigned to this review concluded that there was no retained earnings restriction at December 31, 2014.
3. The company’s new manufacturing plant building, which cost \$600,000 and has an estimated life of 25 years, is leased from the Sixth National Bank at an annual rental of \$100,000. The company is obligated to pay property

taxes, insurance, and maintenance. At the conclusion of its 10-year noncancelable lease, the company has the option of purchasing the property for \$1. In Lancaster's income statement, the rental payment is reported on a separate line.

4. A major electronics firm has introduced a line of products that will compete directly with Lancaster's primary line, which is now being produced in the specially designed new plant. Because of manufacturing innovations, a competitor's line will be of comparable quality but priced 50 percent below Lancaster's line. The competitor announced its new line during the week following completion of fieldwork. Mr. Olds read the announcement in the newspaper and discussed the situation by telephone with Lancaster executives. Lancaster will meet the lower prices with prices that are high enough to cover variable manufacturing and selling expenses but will permit recovery of only a portion of fixed costs.

*Required:*

For each of the preceding items, discuss any additional disclosures in the financial statements and footnotes that the auditor should recommend to his client. (The cumulative effect of the four items should not be considered.)

• **Case 17-4 Preparation of Footnotes**

You have completed your audit of Carter Corporation and its consolidated subsidiaries for the year ended December 31, 2014, and are satisfied with the results of your examination. You have examined the financial statements of Carter for the past three years. The corporation is now preparing its annual report to shareholders. The report will include the consolidated financial statements of Carter and its subsidiaries and your short-form auditor's report. During your audit, the following matters came to your attention:

1. The Internal Revenue Service, which is examining the corporation's 2014 federal income tax return, questions the amount of a deduction claimed by the corporation's domestic subsidiary for a loss sustained in 2014. The examination is still in process, and any additional tax liability is indeterminable at this time. The corporation's tax counsel believes that there will be no substantial additional tax liability.
2. A vice president who is also a stockholder resigned on December 31, 2013, after an argument with the president. The vice president is soliciting proxies from stockholders and expects to obtain sufficient proxies to gain control of the board of directors so that a new president will be appointed. The president plans to have a footnote prepared that would include information about the pending proxy fight, management's accomplishments over the years, and an appeal by management for the support of stockholders.

*Required:*

- a. Prepare the footnotes, if any, that you would suggest for the foregoing listed items.
- b. State your reasons for not making disclosure by footnote for each of the listed items for which you did not prepare a footnote.

### • Case 17-5 Interim Reporting

The unaudited quarterly statements of income issued by many corporations to their stockholders are usually prepared on the same basis as annual statements—the statement for each quarter reflects the transactions of that quarter.

*Required:*

- a. Why do problems arise in using such quarterly statements to predict the income (before extraordinary items) for the year? Explain.
- b. Discuss the ways quarterly income can be affected by the behavior of the costs recorded in an account for *repairs and maintenance of factory machinery*.
- c. Do such quarterly statements give management opportunities to manipulate the results of operations for a quarter? If so, explain or give an example.

### • Case 17-6 Methods of Disclosure

The concept of adequate disclosure continues to be one of the most important issues facing accountants, and disclosure may take various forms.

*Required:*

- a. Discuss the various forms of disclosure available in published financial statements.
- b. Discuss the disclosure issues addressed by each of the following sources:
  - i. The AICPA Code of Professional Ethics
  - ii. The Securities Act of 1933
  - iii. The Securities Exchange Act of 1934
  - iv. The Foreign Corrupt Practices Act of 1977
  - v. Section 404 of the Sarbanes–Oxley Act of 2002

### • Case 17-7 The Securities Acts of 1933 and 1934

The Securities Act of 1933 and the Securities Exchange Act of 1934 established guidelines for the disclosures necessary and the protection from fraud when securities are offered to the public for sale.

*Required:*

- a. Discuss the terms *going public* and *being public* as they relate to these pieces of legislation.
- b. Regulation S-X requires management to discuss and analyze certain financial conditions and results of operations. What are these items?

### • Case 17-8 Code of Professional Conduct

Certified public accountants have imposed on themselves a rigorous code of professional conduct.

*Required:*

- a. Discuss the reasons that the accounting profession adopted a code of professional conduct.
- b. One rule of professional ethics adopted by CPAs is that a CPA cannot be an officer, director, stockholder, representative, or agent of any corporation engaged in the practice of public accounting, except for the professional corporation form expressly permitted by the AICPA. List the arguments supporting the rule that a CPA's firm cannot be a corporation.

- **Case 17-9 Consolidated Reporting**

As discussed in Chapter 14, leases that are in-substance purchases of assets should be capitalized—an asset and associated liability should be recorded for the fair value acquired. Mason Enterprises is considering acquiring a machine and has the option to lease or to buy by issuing debt. Mason also has debt covenants that restrict its debt-to-equity ratio to 2:1. The purchase alternative would increase the debt-to-equity ratio precariously close to the restrictive limit and could result in the company's going into default. Also, management bonuses are affected when the debt-to-equity ratio exceeds 1.5:1.

Mason's management is aware that majority-owned subsidiaries must be consolidated. The president, Penny Mason, persuades the board to form a subsidiary that would own 49 percent of the stock. The rest of the stock would be sold to the public. Mason would retain control of the subsidiary by maintaining membership on the board of directors and selling the majority shares in small blocks to a number of investors.

*Required:*

- a. What is the economic substance of the lease transaction from the perspective of Mason Enterprises? Discuss.
- b. By forming the subsidiary, is Mason able to lease the equipment and keep the transaction off its balance sheet?
- c. According to the efficient market hypothesis, discussed in Chapter 3, would investors be fooled by the Mason financing strategy? Explain.
- d. According to agency theory, discussed in Chapter 3, management may act in its own best interest at the expense of owners. In light of this theory, what are the ethical implications of the Mason financing strategy? Discuss.
- e. Does the financing strategy provide financial statements that are representationally faithful and unbiased? Discuss.

- **Case 17-10 The Ethics of Accounting Choices**

The Fillups Company has been in the business of exploring for oil reserves. During 2013, \$10 million was spent drilling wells that were dry holes. Under GAAP, Fillups has the option of accounting for these costs by the successful efforts method or the full-cost method. Under successful efforts, the \$10 million would be expensed once it was determined that the wells were dry. Under full cost, the \$10 million would be capitalized. It would not be expensed until the oil from successful wells is extracted and sold.

Fillups decides to use the full-cost method because of its positive effect on the bottom line.

*Required:*

- a. What are the ethical considerations implied in the rationale for Fillups's decision? Explain.
- b. Do you believe that an accounting alternative should be selected solely on the basis of financial statement effects? Discuss.

## **FASB ASC Research**

---

For each of the following FASB ASC research cases, search the FASB ASC database for information to address the issues. Cut and paste the FASB paragraphs that support your responses. Then summarize briefly what your responses are, citing the pronouncements and paragraphs used to support your responses.

### • **FASB ASC 17-1 Disclosure of Loss Contingency and Subsequent Event**

A company car is in a wreck and the company expects to have to pay a substantial sum to persons who were injured. Search the FASB ASC database to determine what type of disclosure, if any, is required under each of the following two circumstances. For each circumstance, cut and paste your findings (citing the source) and then write a brief summary of what your research results mean. In both cases, assume the company's year-end is December 31.

1. The accident occurred in November.
2. The accident occurred in January of the following year. Financial statements will not be issued until February.

### • **FASB ASC 17-2 Accounting Policies**

*APB Opinion No. 22* and the EITF both addressed the disclosure of accounting policies.

1. Search the FASB ASC database to find the paragraphs relating to the disclosure of accounting policies. Cite and summarize these paragraphs.
2. Cite and summarize the FASB ASC paragraphs where supplemental guidance was provided by the EITF.

### • **FASB ASC 17-3 Accounting for Changing Prices**

The FASB ASC indicates that a business entity that prepares its financial statements in U.S. dollars and in accordance with U.S. GAAP is encouraged, but not required, to disclose supplementary information on the effects of changing prices. It also describes the information that should be disclosed if such supplemental information is provided. Find, cite, and copy the FASB ASC paragraphs that discuss this issue.



- **FASB ASC 17-4 Interim Financial Reports in the Oil and Gas Industry**

The FASB ASC provides guidance on the disclosure of certain events in the oil and gas industry in interim financial reports. Find, cite, and copy the FASB ASC paragraphs that discuss this issue.

- **FASB ASC 17-5 Accounting Policies in the Construction Industry**

The FASB ASC provides guidance on disclosures specific to the construction industry. Find, cite, and copy the FASB ASC paragraphs that discuss this issue.

- **FASB ASC 17-6 Disclosure of Foreign Activities**

The SEC has issued regulations requiring the disclosure of foreign activities of financial services depository and lending companies when certain financial statement elements exceed 10 percent of the corresponding financial statement amount. Find, cite, and copy the FASB ASC paragraphs that discuss this issue.

- **FASB ASC 17-7 Common-Interest Realty Associations**

The FASB ASC addresses disclosure requirements for common-interest realty associations. Find, cite, and copy the FASB ASC paragraphs that define common-interest realty associations. Additionally, find, cite, and copy the FASB ASC paragraphs that proscribe the additional disclosures required for common-interest realty associations.

## Room for Debate

---

- **Debate 17-1 Ethical Consideration of Off-Balance Sheet Financing**

Snappy Corporation enters into a lease agreement with Long Leasing. Long requires that the lease qualify as a sale. Snappy can fill this requirement by either guaranteeing the residual value itself or having a third party guarantee the residual value. Self-guarantee of the residual value will result in a capital lease to Snappy. The third-party guarantee will allow Snappy to report the lease as an operating lease (off-balance sheet financing).

*Team Debate:*

**Team 1:** Argue for recording the lease as a capital lease. Your arguments should take into consideration the definition of relevant elements of financial statements found in *SFAC No. 6*, representational faithfulness, and the substance and form of the lease transaction. In addition, discuss the ethical implications of selecting this alternative as opposed to the operating lease.

**Team 2:** Argue for treating the lease as an operating lease. Your arguments should take into consideration the definitions of relevant elements of

financial statements found in *SFAC No. 6*, representational faithfulness, and the substance and form of the lease transaction. In addition, discuss the ethical implications of selecting this alternative as opposed to the capital lease.

### • Debate 17-2 Booking the Budget

In 2002 the SEC investigated Microsoft's accounting practices that occurred during the late 1990s. The Commission found that Microsoft typically reported budgeted marketing expenses in its interim reports. At year-end, Microsoft reported actual marketing expenses in its annual report.

*Team Debate:*

- Team 1: Argue in favor of Microsoft's interim reporting practices. Use the integral view of interim reporting to support your argument.
- Team 2: Argue against Microsoft's interim reporting practices. Use the discrete view of interim financial reporting to support your argument.

### • Debate 17-3 Full Disclosure

Investors, creditors, and other users of financial statements often argue that there should be more transparency in published financial statements. This argument is based, at least to some extent, on concerns that management has too much leeway in the selection of accounting alternatives.

*Team Debate:*

- Team 1: Argue that management should continue to be allowed to choose among different accounting alternatives because full disclosure in the notes to financial statements provides sufficient transparency.
- Team 2: Argue that there should be a narrowing of accounting alternatives because full disclosure in the notes is not sufficient to curb potential management abuses.

# Index

---

## A

- A Statement of Basic Accounting Theory (ASOBAT)*, 40–43
- Abelson, R, 10n18
- Abrams, Jim, 488n2
- Accelerated depreciation, 317
- Accommodation endorsements, 396
- Accounting
  - accounting in U.S. since 1930, 5–21
  - Accounting Principles Board creation, 8–9
  - American Institute of Certified Public Accountants creation, 7
  - business corporation evolution, 3–4
  - Committee on Accounting Procedure and, 7
  - double-entry bookkeeping, 3
  - early accounting organizations, 5
  - early history of accounting, 2–5
  - early progressive reforms and, 4
  - early Romans and, 3
  - establishment of accounting profession, 5
  - FASB's accounting standards codification, 20–21
  - Financial Accounting Standards Board
    - establishment, 9–18
  - generally accepted accounting principles evolution, 18–20
  - Great Depression and, 5–6
  - industrial revolution and, 4
  - international accounting standards
    - evolution, 26–27
  - normative theories, 1
  - positive theories, 1
  - role of ethics in, 21–26
  - Securities and Exchange Commission
    - creation, 6
  - Statement of Accounting Principles*, 6
  - statements of balances, 3
  - statements of profit and loss, 3
  - theory defined, 1
  - World War I and, 5
- Accounting changes, income statement and, 194–200
- Accounting data
  - agency theory and, 137–140
  - behavioral finance and, 127–133
  - capital asset pricing model and, 133–136
  - critical perspective research and, 141–142
  - efficient market hypothesis and, 122–126
  - fundamental analysis and, 121–122
  - human information processing and, 140–141
  - implications of efficient market research and, 126–127
  - normative vs. positive accounting theory, 136–137
- Accounting estimate changes, 194–196
- Accounting mismatch, 411
- Accounting policies, footnotes and, 601–602
- Accounting principle changes, 194–196
- Accounting Principles Board (APB), 8–9
  - code of professional ethics and, 9
  - Committee on Accounting Procedure and, 36
  - formation of, 8
  - income statement elements and, 184
  - independence of members of, 9
  - investment tax credit and, 8
  - Opinion No. 2*, on investment credit, 8–9
  - Opinion No. 3*, on fund statements, 254–256
  - Opinion No. 5*, on reporting of leases, 460, 463, 464
  - Opinion No. 6*, on accounting research bulletins, 390, 537, 574, 575
  - Opinion No. 7*, on accounting for leases, 460
  - Opinion No. 8*, on accounting for cost of pension plans, 490–493, 497, 498, 500
  - Opinion No. 9*, on operations reporting, 186–187, 188, 192, 193, 198, 208
  - Opinion No. 10*, 1996 omnibus opinion, 240, 393
  - Opinion No. 11*, on income taxes, 422–423, 426, 428, 432, 435
  - Opinion No. 12*, 1967 omnibus opinion, 393
  - Opinion No. 14*, convertible debt, 392, 534
  - Opinion No. 15*, on earnings per share, 169, 198–199, 203
  - Opinion No. 16*, on business combinations, 356, 552
  - Opinion No. 17*, on intangible assets, 354–356, 357–358, 361
  - Opinion No. 18*, on investment accounting, 169, 340–341, 569
  - Opinion No. 19*, on fund statements, 254–256, 257
  - Opinion No. 20*, on accounting changes, 194, 195, 321
  - Opinion No. 21*, on interest, 293n17, 387, 388, 394–395, 465, 468
  - Opinion No. 22*, on disclosure of accounting policies, 602
  - Opinion No. 25*, on accounting for stock, 529–531
  - Opinion No. 26*, on early extinguishment of debt, 390
  - Opinion No. 27*, on lease transactions by manufacturers or dealer lessors, 460

- Accounting Principles Board (APB)  
(continued)  
*Opinion No. 28*, on interim financial reporting, 607  
*Opinion No. 29*, on nonmonetary transactions, 312  
*Opinion No. 30*, on operating reporting, 189–190, 190n8, 193, 320, 569  
*Opinion No. 31*, on disclosure of lease transactions, 460, 466  
response time and, 9  
*Statement No. 4*, on accounting principles, 39–40  
*Statement No. 4*, on accounting principles, 118  
*Statement No. 4*, on accounting principles, 232n3, 378, 379, 396  
structure of, 8–9  
*Accounting Research Bulletins (ARB)*, 7  
*No. 23*, 422  
*No. 30*, 281  
*No. 38*, 459–460  
*No. 43*, 236n6, 282, 282n10, 288n14, 389–390, 432, 569, 574  
*No. 47*, 490  
*No. 51*, 340, 557–558, 559, 563  
*Accounting Research Studies (ARS)*  
*No. 1*, on postulates of accounting, 37–38  
*No. 3*, on accounting principles, 39  
*No. 7*, on GAAP, 169  
*Accounting Series Release (ASR)*  
*No. 4*, on private sector and accounting principles, 6  
*No. 148*, on short-term borrowing, 283  
*No. 163*, capitalization of interest by companies other than utilities, 310n1  
*No. 190*, price-level information, 603  
*Accounting Terminology Bulletin No. 1*, 7, 232n5, 315n8  
Accounts payable turnover ratio, 299  
Accounts receivable turnover ratio, 296–297  
Accrued benefit valuation method, 507  
Accrued interest, bonds and, 387  
Accumulated benefits approach, pension benefits and, 489  
Accumulated benefits obligation, pension benefits and, 489  
Accumulated other comprehensive income, 206  
Acid test (quick) ratio, 295  
Acquisition accounting, creative, 172  
Acquisition method, business combinations and, 554–557  
Actuarial gains and losses, pension benefits and, 491, 496  
Actuarial present value of accumulated benefits with salary progression, 494  
Additional paid-in capital, 526  
Advanced recognition, revenue, 161–162  
Adverse option, auditor's report and, 605  
Affirmative judgment approach to deferred tax assets, 439  
Agency theory, 137–140  
agency costs and, 138–139  
basic assumption of, 137  
conflict of interest and, 138  
diverse interests and, 140  
political processes and, 139  
private-sector and federal regulations and, 139  
Aggregate fair value, 350  
Aggressive accounting, 173  
Airline revenue recognition process, 161n21  
Alexander, Sidney S., 148n2  
All-financial-resources concept, 254  
All-inclusive concept, income statement and, 185–186  
Allowed alternative treatment, intangible assets and, 365  
Alternative treatments, international accounting standards and, 85  
Ameen, Philip, 524n20  
American Accounting Association (AAA), 6, 35, 42–43  
American Accounting Association Committee on Realization, 159  
American Assembly, 62, 62n68, 63n69  
American Association of Public Accountants (AAPA), 5  
American Association of the University Instructors in Accounting (AAUIA), 5  
American Express, 171, 488  
American Institute of Accountants (AIA), 6, 35  
American Institute of Certified Public Accountants (AICPA)  
Accounting Principles Board creation, 8–9, 36–37  
Committee on Accounting Procedure, 7  
creation of, 7  
*Objectives of Financial Statements*, 41n40  
Amortization  
capital leases and, 465–466  
debt securities and, 348  
intangible assets and, 355–356  
prior service costs and, 503  
transition obligations and, 503–504  
Analysts' reports, 612–614  
booster shots and, 614  
built-in conflicts of interest and, 613  
buy side and, 613  
financial analysis categories, 613  
fundamental analysis and, 612–613  
independent, 613  
lock-up agreements and, 613–614  
sell side and, 613  
Anderson Report, 628–629  
Andrejcek, M., 489n4  
Announcement-based effects, 130  
Arbitrage, 132, 132n30  
Arbitrary decisions, periodic reporting and, 158  
Arrington, C. Edward, 141n41  
Arthur Anderson, 24–25, 615, 630  
Asset-liability method of income tax allocation, 433–434  
Asset retirement cost, 322  
Asset retirement obligation, 322

Asset-turnover ratio (ATR), 252–253

Assets

acquired in noncash transactions, 311–312  
 current assets, 236–237, 282–293  
 definition of, 231  
 donated, 313  
 investments and, 237–238  
 matching concept and, 166  
 measurement basis and, 239  
 other assets, 238  
 property, plant, and equipment and  
 intangibles, 238  
 removal of existing, 311  
 retirement of, 321–324  
 self-constructed, 309–311  
 transfer of, 352–353  
 valuation of, 239

ASU 2011-05, 205–206

Audit committee, 603n1

Auditor's report, 603–604

adverse opinion and, 605  
 disclaimer of opinion and,  
 604–605

going concern opinion and, 605  
 preparation guidelines and, 604  
 qualified opinion and, 604  
 report on internal control and, 605  
 sections of, 604

Audits, fraudulent influence on, 618

Authoritative literature, 64

Averaging techniques, inventories and,  
 291–292

Ayers, Benjamin C., 446n44

## B

Bad debts, 287–288, 404

Bahnson, Paul R., 55n57, 103n20

Balance sheet, 230–242

asset valuation and, 239  
 assets and, 236–239  
 common stock and, 241  
 current assets and, 236–237  
 current liabilities and, 239–240  
 element classification and, 233  
 elements of, 231–236  
 equity and, 241–242  
 evaluating financial position and, 250–254  
 fair value measurements under *SFAS No.*  
*157*, 242–248

investments and, 237–238  
 liabilities and, 239–240  
 liability valuation and, 240  
 long-term and other liabilities, 240  
 preferred stock and, 241  
 presentation and related disclosures,  
 443–444

property, plant, and equipment and intan-  
 gibles, 238

proposed format of statement of financial  
 position, 248–250

retained earnings and other comprehensive  
 income, 241–242  
 treasury stock and, 241

Ball, R., 44n44

Ball, Ray, 156n12

Ball, Raymond J., 126n20

Bankruptcy, 175–176, 297

Barberis, N., 132n28

Barth, M. E., 506n10

Barton, Thomas, 532n26

Basic EPS, 197–198, 200

Basic financial statements, 601

*Basic Postulates of Accounting*, 37–38

Basic research, 361

Basu, S., 128n24

Beams, Floyd A., 561n15

Beaver, W. H., 506n10

Bedford, Norton M., 150n4

Behavioral accounting research (BAR), 120

Behavioral approach, research methodology  
 and, 120

Behavioral finance, 127–133

Being public, 614

Bell, P. W., 152n7

Benchmark treatments

intangible assets and, 365  
 international accounting standards and, 85  
 Benefit approach, pension benefits and, 489

Benefits/years of service approach, pension  
 benefits and, 489

Beresford, D., 157n16

Berton, Lee, 15n22

Beta, 215, 253

Bhamornsiri, S., 620n14

Biased expectations, 131

Black-Scholes model, 533, 533n28

Blais, Michael K., 506n13

BMW, 313

Bonds

accrued interest and, 387  
 bond indenture, 389  
 bonds payable, 384–385  
 call provisions and, 389–392  
 classifications of, 385  
 convertible debt and, 392–394  
 debt extinguishment criteria and, 390–391  
 debt refunding and, 389  
 early extinguishment and, 389  
 effective interest method and, 388  
 effective rate and, 385  
 fair value option and, 388  
 interest expense and, 387–388  
 issue costs and, 387  
 market rate and, 385  
 maturity value and, 385  
 selling at a discount and, 385  
 selling at a premium and, 385  
 selling prices and, 385–387  
 stated interest rate and, 385  
 straight-line interest method and, 388  
 yield rate and, 385  
 zero coupon bonds, 388–389

Booster shots, 614

Borrowed funds, 384–385

Bounded rationality, 132

Bowen, Robert M., 266n29

Bradshaw, M. T., 102n17

- Brand names, 556  
 Bretton Woods Conference of 1944, 573n27  
 Briloff, Abraham, 627  
 Brown, Clifford D., 148n1  
 Brown, P., 44n44  
 Brown, Philip, 156n12  
 Brown, Philip R., 126n20  
 Burger, Warren, 22, 623  
 Burgstahler, David, 266n29  
 Bush, George W., 24, 616  
 Business combinations. *See also* Consolidations  
   accounting for, 551–557  
   acquiring entity dissolution and, 557  
   acquisition method and, 554–557  
   classical era and, 550  
   competitive pressures and, 551  
   consolidations, 557–562  
   fair value measurement requirements and, 555–556  
   financial considerations and, 551  
   fresh-start method and, 553  
   growth and diversification and, 551  
   intangible assets and, 556  
   pooling of interests method and, 551–553  
   profit and retirement and, 551  
   purchase method and, 427, 554  
   second wave and, 550  
   tax consequences and, 551  
   third wave and, 551  
 Business model test, 369  
 Buy-sell agreements, 524  
 Buy side analysts, 613
- C**
- Calderisi, Michael C., 291n15, 317n10  
 Calendar anomalies, 128–129  
 Call options and warrants, 200–201  
 Call provisions, 389–392, 528  
 Callahan, C. M., 102n17  
 Cameron, A. B., 193n11  
 Canning, John B., 32–33, 33n5  
 Capital asset pricing model (CAPM), 133–136  
   basic assumption of, 134  
   criticisms of, 136  
   risk types and, 134–136  
 Capital leases, 459–461, 464–466  
 Capital maintenance, 109, 151  
 Capital stock, 525–526  
 Capital structure, 378, 515  
 Capitalization, leases and, 462  
 Caplan, Edwin H., 117n2, 120n7  
 Carey, John L., 3n8  
 Carney, W. J., 620n13  
 Carry-backs, 437–438  
 Carrying amount, 326  
 Cash, 283  
 Cash equivalents, 258, 283–284  
 Cash flow. *See also* Statement of cash flows  
   addressing changes in, 59  
   cash-flow hedge, 410  
   characteristics test, 369  
   faithful representation of, 256  
   financial analysis of, 265–267  
   financial flexibility and, 256  
   financing activities and, 262  
   free cash flow, 266–267  
   importance of information on, 256–257  
   indirect method and, 262  
   investing activities and, 262  
   liquidity and, 256  
   operating activities and, 258–262  
   proposed format of the statement of, 263–265  
   reconciliation method and, 262  
   solvency and, 256  
 Cash receipts, revenue recognized and, 163  
 Cash-settled share-based payment transactions, 541  
 Cassidy, John, 125m17  
 Catch-up method, cash flow changes and, 59  
 Cathey, Jack M., 17n29, 248n15  
 Catlett, George R., 357n40  
 Caws, Peter, 117n1  
 CEO certification, 618  
 Certainty, prospect theory and, 130  
 Ceteris paribus, 149  
 CFO certification, 618  
 Chambers, Raymond J., 153n10  
 Chanos, James, 247  
 Choi, B., 506n11  
 Chua, Wai Fong, 141n42  
 Chung, J., 247n13  
 Ciesielski, J. T., Jr., 102n17  
 Circulating capital, 280–281  
 Claim on assets, 381  
 Claim on income, 381  
 Clark, M. W., 518n5  
 Clark, Myrtle W., 378n2  
 Classification criteria, leasing and, 461–462  
 Cleanup call, 567n20  
 Code of Professional Conduct, 625–630  
 Cognitive biases, 133  
 Cohen Report, 628  
 Cole, Frederick, 532n26  
 Collins, D. W., 506n11  
 Colorable claims, 176  
 Comiskey, E. E., 566n19  
 Commander theory of equity, 519–520  
 Committee on Accounting Procedure (CAP), 7, 36, 340  
 Common stock, 241  
 Common stock equivalents, 199–200  
 Comparability, accounting information and, 52  
 Compensating balances, 283  
 Compensatory stock option plans, 530  
 Completeness, accounting information and, 52  
 Complex capital structures, 198–199  
 Complex financial instruments, 380–381, 392  
 Comprehensive allocation, income taxes and, 430–431  
 Comprehensive income, 54, 157, 203–207  
 Concepts-based standards, 61–62  
 Conceptual framework  
   basic postulates of accounting, 37–38  
   classic approach and, 43–44

- Conceptual Framework Project, 68–73  
 criticisms of theory approaches and, 44–45  
 decision-usefulness approach and, 44  
 early authoritative and semi-authoritative  
 developmental attempts, 35–46  
 early theorists and, 32–35  
 elements of financial statements and, 49  
 FASB-ISAB financial statement  
 presentation project, 65–68  
 FASB's conceptual framework project,  
 46–59  
 information economics and, 44  
 international convergence and, 65–74  
 objective of financial reporting and, 49  
 principles-based vs. rules-based  
 accounting standards, 59–64  
 qualitative characteristics and, 49  
 recognition, measurement, and  
 disclosure and, 49  
 SATTA evaluation and, 45–46  
 standards update project, 73–74  
 Statement of Financial Accounting  
 Concepts No. 5, 53–55  
 Statement of Financial Accounting  
 Concepts No. 6, 56  
 Statement of Financial Accounting  
 Concepts No. 7, 56–59  
 Statement of Financial Accounting  
 Concepts No. 8, 49–52  
 statement on accounting theory and theory  
 acceptance, 42–43  
*Conceptual Framework for Financial Reporting:  
 The Reporting Entity (ED)*, 70–71  
 Conceptual framework project, 68–73. *See also*  
 FASBs conceptual framework project  
 application of framework to not-for-profit  
 entities phase and, 72  
 boundaries of financial reporting, and pre-  
 sentation and disclosure phase and, 72  
 definitions of elements, recognition and  
 derecognition phase and, 69–70  
 measurement phase and, 70  
 objectives and qualitative characteristics  
 phase and, 69  
 purpose and status of framework phase  
 and, 72  
 remaining issues, if any, phase and, 72–73  
 reporting entity concept phase and, 70–71  
 Confidentiality, 624  
 Conglomerates, 565–566  
 Conservatism, 168  
 Conservative accounting, 173  
 Consolidations, 557–562  
 control concept and, 558–561  
 controlling entity and, 559–560  
 criteria for, 557–558  
 defining control and, 561  
 drawbacks of, 565–566  
 entity theory and, 562  
 equity investments and, 339, 399  
 goodwill and, 565  
 international accounting standards and,  
 587–589  
 modified approach to, 560  
 noncontrolling interest and, 562–565  
 nonhomogeneity exception and, 559  
 overriding principles of, 558  
 parent company theory and, 562  
 proportionate consolidation, 564  
 purpose of consolidated statements, 557  
 segment reporting and, 568–572  
 theories of, 561–562  
 Contingencies, 396–397  
 Contingent liabilities, 240  
 Contingently issuable shares, 202–203  
 Continuing operations, income from, 187–188  
 Continuity, corporations and, 525  
 Control concept, consolidations and, 558–561  
 Conversion features  
 debt vs. equity classification and, 382  
 preferred stock and, 527–528  
 Convertible debt, 392–394  
 Convertible securities, 199, 202  
 “Cookie jar” reserves, 172  
 Corporate earnings, value of, 212–216  
 Corporate insiders, 614–615  
 Corporate stock, risk of investing in, 253  
 Corporations  
 capital section and, 526  
 common stock and, 525–526  
 continuity and, 525  
 investment liquidity and, 525  
 limited liability and, 525  
 noncontrolling interest and, 538  
 other comprehensive income and, 537  
 paid-in capital (contributed capital),  
 526–535  
 preferred stock features and, 525–535  
 quasi-reorganizations and, 537–538  
 reporting equity and, 525–538  
 retained earnings and, 535–537  
 stock subscriptions and, 526–527  
 variety of ownership interest and, 525  
 Corridor approach, pension benefits and, 497  
 Cost, matching concept and, 166  
 Cost accounting, property, plant, and  
 equipment and, 309–313  
 Cost allocation, property, plant, and  
 equipment and, 314–315  
 Cost and/or capacity improvement, 361  
 Cost-benefit analysis, 50, 50n53  
 Cost constraint, 50–51  
 Cost method  
 international accounting standards and, 271  
 pension benefits and, 489  
 securities investments and, 342  
 treasury stock and, 536  
 Coughlin, J., 462n5  
 Cox, Christopher, 553  
 CPA firm inspections, 617  
 CPA firm prohibited services, 617–618  
 Creative acquisition accounting, 172  
 Credit bubble, 127  
 Credit risk, derivatives and, 400  
 Creelman, C., 619n11  
 Critical perspective research, 141–142  
 Cumulative provisions, preferred stock  
 and, 529



- Current assets, 236–237, 282–293
    - bad debts and, 287–288
    - cash, 283
    - cash equivalents, 283–284
    - gains trading and, 285
    - historical cost method and, 284
    - inventories and, 288–292
    - lower of cost or market method and, 284–285
    - market value and, 284
    - receivables and, 287–288
    - temporary investments and, 284–286
  - Current cost, 108
  - Current liabilities
    - current maturities and, 293–294
    - deferrals and, 293
    - definition of, 239–240
    - payables and, 293
    - working capital and, 282
  - Current maturities, 293–294
  - Current-noncurrent method, foreign
    - currency translation and, 574
  - Current operating performance concept, 185
  - Current operating profit, 156
  - Current rate method, foreign currency
    - translation and, 575–576
  - Current ratio, 295
  - Current usage, 281–282
  - Current-value accounting, 151–155
    - balance sheet and, 230
    - discounted present value and, 154–155
    - entry price or replacement cost and, 152–153
    - exit value or selling price and, 153–154
    - historical accounting model and, 155
- D**
- Daley, Lane A., 266n29
  - Databases, searchable, 64
  - Davidson, S., 152n7
  - De Bondt, W., 132n29
  - Debenture bonds, 385
  - DeBerg, C. L., 199n19
  - Debt extinguishment, 390–392
  - Debt financing, 384–385
  - Debt refunding, bonds and, 389
  - Debt securities investment, 347–350
    - amortization and, 348
    - effective interest method and, 348
    - fair value and, 350
    - held to maturity classification and, 348–350
    - straight-line amortization and, 348
    - trading or available-for-sale category and, 348
  - Debt service ratios, long-term liabilities and, 407–408
  - Debt-to-assets ratio, long-term liabilities and, 406
  - Debt vs. equity, 379–384
  - Dechow, P. M., 172, 172n38
  - Decision-usefulness studies, 44
  - Deductive approach, research methodology and, 118
  - Deep discount bonds, 388–389
  - Deferrals, 293
  - Deferred compensation arrangements, 398
  - Deferred credits, 395–396
  - Deferred method, 8
  - Deferred method of income tax allocation, 432–433
  - Deferred revenues, 240
  - Deferred tax assets, 427, 437–438, 442–443
  - Deferred tax liabilities, 427, 437, 442
  - Deferred taxes, discounting of, 431–432
  - Defined benefit pension payments (DBPPs), 502
  - Delayed recognition, revenue, 161–162
  - Dell Computer Corporation, 160
  - Depreciation, 315–318
    - accelerated depreciation, 317
    - depreciation base, 316
    - depreciation methods, 316–317
    - method disclosure, 317–318
    - straight line depreciation, 317
    - units of activity and, 317
    - useful service life, 316
  - Derecognition approach, leasing and, 476–477
  - Derivatives, 399–402
    - credit risk and, 400
    - dealers and end users and, 399
    - fair value and, 401–402
    - foreign currency hedging and, 580–581
    - forward transaction, 399
    - legal risk and, 400
    - market risk and, 400
    - operational risk and, 400
    - options, 399
    - risk transference and, 399–400
    - systems risk and, 400–401
    - types of, 400t
  - Designated financial liability, 409
  - Detachable warrants, 534
  - Devaluation, foreign currency translation and, 574
  - Dhaliwal, Dan, 207n31
  - Diluted EPS, 200–201
  - Dingell, John, 627–628
  - Direct-financing leases, 468–469, 468t
  - Direct write-off method, 287
  - Disclaimer of opinion, auditor's report and, 604–605
  - Disclosed information, segment reporting and, 572
  - Disclosures. *See also* Securities and Exchange Commission (SEC)
    - accounting policies and, 602
    - analysts' reports and, 612–614
    - auditor's report and, 603–605
    - basic financial statements and, 601
    - building blocks to, 599–600
    - for capital leases, 466
    - fair value measurements and, 244
    - FASB standards and, 603–608
    - footnotes and, 601
    - interim financial statements and, 605–607
    - international accounting standards and, 630–631



- letter to stockholders and, 512
  - liquidation basis of accounting and, 607–608
  - management’s discussion and analysis and, 609–612
  - market risk sensitive instruments and, 610–611
    - for operating leases, 466–467
    - other postretirement benefits and, 504
    - parenthetical disclosures, 601
    - pension benefits and, 498
    - price-level information and, 603
    - recognition and measurement criteria and, 599–603
    - for sales-type and direct financing leases, 470
  - Securities and Exchange Commission and, 614–622
    - subsequent events and, 602–603
    - supplementary information and, 603–608
    - supplementary schedules and, 601
  - Discontinued operations, 188–192, 328
  - Discount rates, 154–155
  - Discounted present value, 154–155
    - arguments in favor of, 154
    - estimate accuracy and, 155
    - measurement problems and, 154–155
  - Discovery capital, 313
  - Dividends, retained earnings and, 242
  - Doctrine of conservatism, 55
  - Donated assets, 313
  - Donated capital, 313
  - Dooley, Calvin, 553
  - Double-account system, 280
  - Double-entry bookkeeping, 3
  - Douglas, William O., 6
  - Dunlap, Albert J., 174
- E**
- Early extinguishment, bonds and, 389
  - Earnings
    - concept of, 54–55
    - conservatism ratio and, 447–448
    - quality of, 169–170
    - volatility and, 215
  - Earnings before interest, taxes, depreciation, and amortization (EBITDA), 477
  - Earnings management, 171–172
    - “cookie jar” reserves and, 172
    - creative acquisition accounting and, 172
    - executive compensation schemes and, 171
    - improper revenue recognition and, 172
    - insider benefits and, 171–172
    - legitimate, 172
    - materiality concept abuse and, 172
    - taking a bath and, 172
  - Earnings per share (EPS), 197–200
    - basic EPS, 197–198, 200
    - call options and warrants and, 201
    - contingently issuable shares and, 202–203
    - convertible securities and, 202
    - diluted EPS, 200–201
    - as summary indicator, 203
    - usefulness of, 203
    - written put options and, 201–202
  - Ebberts, Bernie, 616
  - Economic consequences, accounting standards and, 17–18
  - Economic development, international accounting systems and, 81–82
  - Economic income, 40
  - Education levels, international accounting systems and, 81
  - Edwards, E. O., 152n7
  - Effective interest method, 348, 388, 395
  - Effective rate, bonds and, 385
  - Efficient market hypothesis, 121–127
    - abnormal returns and, 123n10
    - criticisms of, 128
    - event studies and, 124n11
    - financial market anomalies and, 128–130
    - implications of, 126–127
    - research challenges of, 125–126
    - semistrong form, 124
    - strong form, 124–125
    - supply and demand curves and, 122, 122f
    - weak form, 123–124
  - Eisenhower, Dwight D., 62n68
  - Eisner, Michael, 532
  - El-Gazzar, Shamir M., 459n1
  - Embedded derivative, 412
  - Emergency Economic Stabilization Act of 2008, 146
  - Emerging Issues Task Force (EITF), 14, 193
  - Empirical investigation of apparently anomalous facts, 132
  - Employee Retirement Income Security Act (ERISA), 501–502
  - Employee stock options, 16
  - Enron, 22–25, 615, 616
  - Enterprise theory of equity, 520–521
  - Entity theory, 517–519
    - consolidations and, 562
    - debt and equity distinction and, 518–519
    - definition of liabilities and, 378
    - essence of, 517
    - goodwill and, 565
    - noncontrolling interest and, 563–564
    - proprietary theory compared, 517–518
  - Entry price, 152–153
  - Entry-price accounting, 165
  - Entwistle, Gary M., 363n50
  - Equity
    - APB Opinion No. 25* and, 529–531
    - call provisions and, 528
    - capital structure and, 515
    - commander theory of, 519–520
    - common stock, 241
    - conversion features and, 527–528
    - cumulative provisions and, 529
    - definition of, 231, 521–524
    - disclosure of risk and, 523
    - enterprise theory of, 520–521
    - entity theory of, 517–519
    - equity for debt swaps, 405
    - FASB ASC 718* and, 531–534

Equity (*continued*)

- financial analysis of stockholders' equity, 539–540
  - financial instrument characteristics, 523–524
  - fund theory of, 519
  - funding collapse, 626
  - international accounting standards and, 540–542
  - investments in consolidated subsidiaries, 399
  - long-term debt and, 522–524
  - mandatorily redeemable preferred stock, 524
  - noncontrolling interest and, 538
  - other comprehensive income and, 537
  - paid-in capital and, 526
  - participating provisions and, 529
  - preferred stock, 241
  - proprietary theory of, 516–517
  - quasi-reorganizations and, 537–538
  - redemption provisions and, 524, 529
  - reporting equity, 525–538
  - residual equity theory of, 521
  - retained earnings and, 535–536
  - retained earnings and other comprehensive income, 241–242
  - stock dividends and, 535
  - stock options and warrants and, 529–535
  - stock splits and, 535–536
  - stock subscriptions and, 526–527
  - stock warrants and, 534–535
  - theories of, 516–521
  - treasury stock and, 241, 536–537
- Equity Funding Corporation of America, 626n19
- Equity securities investment, 338–347
- consolidated financial statements and, 339
  - cost method and, 342
  - equity method and, 339–341
  - fair value method under *SFAS No. 115*, 343–344
  - fair value option and, 346–347
  - lower of cost or market (LCM) method and, 342
  - market value method and, 345
  - recent developments and, 345–346
- Equity-settled share-based payment transactions, 541
- Errors, income statements and, 195, 197
- Estimation methods, inventories and, 289
- Ethical approach, research methodology and, 120
- Ethics, 21–26, 623–630
- accounting scandals and, 22–26
  - audit function and, 24
  - Code of Professional Ethics, 22
  - confidentiality and, 624
  - differences on accounting issues and, 624
  - events of early 2000s and, 22–26
  - framework of analysis and, 624
  - independence and, 624
  - international accounting standards and, 630–631
  - legal-ethical question and, 624

- practice development and, 624
  - professional code of conduct and, 625–630
  - public watchdog function and, 22
  - scope of services and, 624
  - terminology and, 623
  - utilitarianism and, 623
- European Union (EU), 79–80
- Exchanges
- of product or property held for sale, 312
  - of productive asset not held for sale, 312
  - similar productive assets, 312
- Executive compensation schemes, 171–172
- Exit prices, 153–154, 153n11
- Exit value, 153–154, 555
- Expectations gap, 628
- Expected cash flow, present value and, 57–58
- Expected future value, 231
- Expected net realizable value, 236
- Expected postretirement benefit obligation (EPBO), 503
- Expected utility value, 292
- Expenses
- definition of, 184
  - matching concept and, 166
- Experience gains, pension benefits and, 496
- Extraordinary items, income and, 192–194

**F**

- Fair value
- bonds and, 388
  - business combinations and, 555–556
  - controversy concerning, 17
  - debt instruments and, 350, 411–412
  - definition of, 243
  - derivatives and, 401–402
  - disclosure requirements and, 244
  - entry and exit price and, 243
  - equity securities investment and, 346–347
  - fair value hierarchy, 243–244, 243t
  - fair value through other comprehensive income, 369
  - fair value through profit or loss, 369–370
  - goodwill and, 357
  - hedging and, 410
  - intangible assets and, 366
  - international accounting standards and, 268–273, 327
  - measurements under *SFAS No. 157*, 242–248
  - method under *SFAS No. 115*, 343–344
  - noncontrolling interest and, 565
  - nonrecurring basis and, 244
  - other-than-temporary impairment and, 350
  - permanent decline in, 350
  - recurring basis and, 244
  - stock options and, 533
  - transaction price presumption and, 244–245
- Faithful representation, 52
- Fama, E., 123n9, 136n34
- Fama, Eugene, 125, 127, 133
- FASB accounting standards codifications, 7, 12–13, 20–21
- ASC 220, 204–205
- ASC 250, 196–197

- ASC 260, 200, 202, 203
- ASC 280, 570
- ASC 360, 220, 321
- ASC 480, 524
- ASC 715, 495–497, 498, 499–500, 502–503
- ASC 716, 531–534
- ASC 718, 533–534
- ASC 740, 449
- ASC 805, 557, 562, 564
- ASC 810, 538, 562, 564
- ASC 825, 398
- ASC 830, 577–581
- ASC 960, 501
- ASC 410-20, 322
- ASC 480-10, 522
- ASC 835-20, 311
- ASC 280-10-50, 572
- ASC 310-10-35, 404–405
- ASC 360-10-35, 321
- ASC 360-10-40, 320
- ASC 805-20-30-7, 556
- FASB's Conceptual Framework Project (CFP), 46–49. *See also* Statement of Financial Accounting Concepts
  - benefits of, 48
  - IASB joint project and, 46–47
  - levels of, 49
  - overview of, 48f
  - statement issuance and, 47
- Federation of Societies of Public Accountants, 5
- Ferguson, M., 136n35
- Finance lease model, 476
- Financial Accounting Foundation (FAF), 10
- Financial Accounting Standards Advisory Council (FASAC), 10
- Financial Accounting Standards Board (FASB), 9–18
  - congressional recommendations (2003), 63
  - convergence project and, 95–99
  - emerging issues and, 13–14
  - fair value accounting and, 16–17
  - FIN No. 46*, 567
  - FIN No. 48*, 444–445
  - financial statement presentation project, 65–68, 109–110
  - Interpretation No. 3*, 502
  - Interpretation No. 35*, 341
  - Interpretation No. 150*, 522n17
  - interpretations, 12
  - mission of, 11–12
  - objectives-oriented standards and, 63–64
  - postretirement benefits and, 17–18
  - short-term international convergence project, 95–96
  - Staff Position No. 157-4*, 245–248
  - Staff Position No. 144-d*, 220
  - standard setting as political process, 15–17
  - standards overload and, 14–15
  - Statement of Concepts No. 1*, 266n28
  - Statement of Concepts No. 6*, 231
  - structure of, 10, 11f
  - technical bulletins and, 12
  - types of pronouncements and, 12
- Financial asset servicing, 353n30
- Financial asset transfer, 352–353
- Financial capital maintenance, 109, 151
- Financial Executives Institute (FEI), 257
- Financial flexibility, 256
- Financial instrument characteristics, 523–524
- Financial leverage, bonds payable and, 384
- Financial market anomalies, 128–130
- Financial position
  - evaluating, 250–254
  - proposed format of statement of, 248–250
- Financial reporting, economic consequences of, 183–184
- Financial statements
  - disclosure issues and, 443–445
  - measurement of elements of, 108–109
  - preparation for foreign users, 83
- Financial structure ratio (FSR), 540
- Financing activities, cash flow and, 262
- Finder's fees, 555
- First in, first out (FIFO) method, 290–291, 298
- Fixed capital, 280–281
- Fixed overhead allocation, self-constructed assets and, 309–310
- Flow assumptions, inventories and, 289–292
- Flow-through method, 8
- Flows, 229
- Fluctuation, foreign exchange rates and, 573–574
- Footnotes, 601
- Foreign Corrupt Practices Act of 1977, 615
- Foreign currency hedges, 580–581
  - foreign currency cash-flow hedge, 581
  - foreign currency fair value hedge, 580
  - hedge of a net investment in a foreign operation, 581
- Foreign currency transactions, 193, 203–204
- Foreign currency translation, 573–581
  - current-noncurrent method and, 574
  - current rate method and, 575–576
  - devaluation and, 574
  - FASB and, 577–581
  - fluctuation and, 573–574
  - foreign exchange rate and, 573
  - functional currency approach and, 578–580
  - general procedures and, 578–579
  - international accounting standards and, 582
  - local currency and, 579
  - monetary-nonmonetary method, 575
  - primary economic environment and, 578
  - remeasurement and, 579
  - reporting entity and, 579
  - revaluation and, 574
  - temporal method and, 576–577
- Form 10, 615
- Form 20-F requirement, 100–101
- Form 10-K, 615
- Form 10-Q, 605, 615
- Forward contracts, 384
- Forward transactions, 399, 400t
- Framework for the Preparation and Presentation of Financial Statements, 104–108
- Francis, Jere R., 141n41

- Fraud  
 examples of, 173  
 executive compensation schemes and, 171–172  
 fraudulent financial reporting, 172–173  
 red flags, 173, 177  
 Free cash flow, 266–267  
 Freedom from error, accounting information and, 52  
 Freestanding written put options, 384  
 French, K., 136n34  
 Fresh-start method, business combinations and, 553  
 Friedman, Milton, 534  
 Full goodwill method, 368  
 Functional currency, 578–580, 582  
 Fund theory of equity, 519  
 Fundamental analysis, 121–122, 612–613  
 Funded status, pension benefits and, 497  
 Funds, definition of, 254  
 Funds statements, 254  
 Future cash flows, 57  
 Future transaction, 400t  
 Futures contracts, market value changes and, 204
- G**
- Gains, 184  
 Gains trading, 285  
 General Agreement on Tariffs and Trade (GATT), 79  
 General purchasing power adjustments, 158  
 Generally accepted accounting principles (GAAP)  
 business combinations and, 551  
 evolution of, 18–20  
 goodwill and, 565  
 impact of international accounting standards and, 100–103  
 interperiod income tax allocation and, 431–432  
 long-term obligations and, 240  
 revenue reporting requirements and, 163–165  
 SEC study criticism of, 64  
 segment reporting and, 568–569  
 subsequent events and, 602  
 tax consequences of economic events and, 427  
 variable interest entities and, 568  
 Global Crossing, 615  
 Going concern opinion, auditor's report and, 605  
 Going public, 614  
 Gold standard, 573n27  
 Goldberg, Louis, 517n3, 519–520, 520n10  
 Goodwill, 356–358  
 amortization and, 60  
 discount rate and, 357  
 distinguishing characteristics of, 356–357  
 entity theory and, 565  
 fair value and, 357  
 full goodwill method, 368  
 as intangible asset, 357–358  
 international accounting standards and, 365–368, 586  
 Revenue Reconciliation Act of 1993 and, 357n42  
 SFAS No. 142 and, 358–361  
 useful life and, 358  
 write-offs and, 358  
 Gordon, E. A., 102n17  
 Grady, Paul, 39, 39n30, 169n31  
 Grantham, Jeremy, 125m14  
 Great Depression, 5–6  
 Greenspan, Alan, 127, 128  
 Gross disclosure technique, comprehensive income and, 205  
 Gross profit analysis, 213–214  
 Gross profit method, inventories and, 289  
 Gross unrealized holding gains, 350  
 Gross unrealized holding losses, 350  
 Group purchases, property, plant, and equipment and, 309  
 Guenther, David A., 445n43  
 Guinn, R., 620n14  
 Gunning, Gina K., 506n13
- H**
- Hagen, Daniel C., 506n13  
 Hagopian, K., 534n29  
 Haight Cross Communications, Inc., 402  
 Hain, H. P., 3n5  
 Halliburton Oil Services, 615  
 Hamada, Robert S., 377n1, 522n18  
 Hand, J. R., 139n38  
 Hanlon, M., 447n46  
 Harrington, B., 133n32  
 Harris, Mary S., 100n13  
 Harrison, M., 133n31  
 Hatfield, Henry Rand, 35, 35n17, 378n4  
 HealthSouth, 23  
 Healy, Paul M., 171n36  
 Hedge accounting, 410  
 Hedge of a net investment in a foreign operation, 410  
 Held-for-sale assets, international measurement principles and, 328–329  
 Held for trading, financial liability classification and, 409  
 Held to maturity classification, debt securities and, 348–350  
 Hepworth, J. A., 83n2  
 Hepworth, Samuel, 575, 575n32  
 Herrick, Anson, 281, 281n5  
 Herz, Robert, 17  
 Hicks, J. R., 150n6  
 High dividend yield, 129  
 Hilsenrath, Jon E., 125m18  
 Hirst, D. Eric, 206n27  
 Historical accounting model, 155  
 Historical cost method, 108, 230, 284  
 Hodder, L. D., 102n17  
 Hoffelder, Kathleen, 99n11  
 Hofstede, G., 80, 81n1  
 Hofstedt, Thomas R., 120n6

Holding gains, 157  
 Hoogervorst, Hans, 74  
 Hopkins, P., 102n17  
 Hopkins, Patrick, 206n27  
 Hopwood, Anthony G., 120n5  
 Horngren, Charles T., 16n23  
 Housing bubble, 127  
 Hughes, J., 247n13  
 Huizingh, William, 270n1  
 Human information processing, 140–141  
 Hybrid transactions, 400t

## I

IASB Annual Improvements Project, 94  
 IASB-FASB Convergence Project, 95–99  
   guideline agreement and, 98  
   Norwalk Agreement, 96  
   objectives of, 97  
   roadmap to convergence, 96–99  
   SEC report and, 98–99  
   Short-term International Convergence Project, 95–96  
 IASB-FASB Financial Statement Presentation Project, 109–110  
 IASB Future Work Program, 110–111  
 IBM, 121  
 Impairment, 326  
 Impairment approach to deferred tax assets, 439  
 Impairment of value, long-term assets and, 319–321  
 Impairments of investments in unsecuritized debt, 350–352  
 In-process research, 556  
 In-substance defeasance, 391  
 Income approach, international accounting standards and, 271  
 Income concepts  
   capital-maintenance concepts, 151  
   comprehensive income, 203–207  
   continuing operations and, 187–188  
   current-value accounting, 151  
   current value and the historical accounting model, 155  
   discounted present value, 154–155  
   earnings management, 171–172  
   earnings quality, 169–171  
   entry price or replacement cost, 152–153  
   exit value or selling price, 153–154  
   fraudulent financial reporting, 172–173  
   income defined, 149–150  
   income received in advance, 396  
   nature of income, 150–155  
   nonrecurring items of, 188–200  
 Income recognition, 155–169  
   accounting for inflation, 158  
   bankruptcy and, 160  
   comprehensive income and, 157  
   conservatism and, 168  
   crucial-event test and, 159  
   current operating profits and, 156  
   delayed or advanced revenue recognition, 161–163

  general purchasing power adjustments and, 158  
   holdings gains and losses and, 157  
   matching and, 166–168  
   materiality and, 168–169  
   measurement and, 157–158  
   periodic changes in net assets and, 157  
   at the point of sale, 160  
   realizable cost savings and, 156  
   realized capital gains and, 156  
   realized cost savings and, 156  
   recent events and, 163–165  
   revenue recognition and realization and, 158–161  
   revenue recognized as cash is received, 163  
   revenue recognized as services are performed, 162–163  
   revenue recognized at the completion of production, 162  
   revenue recognized during the production process, 162  
   revenue recognized on the occurrence of some event, 163  
   transactions approach and, 155  
 Income statements  
   accounting changes, 194–200  
   all-inclusive concept and, 185–186  
   *APB Opinion No. 9* and, 186–187  
   basic EPS, 200  
   call options and warrants, 201  
   change in accounting principle, 195–196  
   change in estimates, 196  
   change in reporting entities, 196  
   comprehensive income, 203–207  
   contingently issuable shares, 202–203  
   convertible securities, 202  
   current operating performance concept and, 185  
   differences between definitions and, 184–185  
   diluted EPS, 200–201  
   discontinued operations, 188–192  
   earnings per share, 197–200  
   elements of, 184–185  
   errors, 197  
   extraordinary items, 192–194  
   gross profit analysis, 213–214  
   income from continuing operations, 187–188  
   international accounting standards and, 216–220  
   management's discussion and analysis, 213  
   net profit analysis, 214–216  
   nonrecurring items of income, 188–200  
   persistence of revenues and, 213  
   presentation and related disclosures, 443  
   prior period adjustments, 207–209  
   proposed format for statement of comprehensive income, 209–212  
   revenue sources and, 213  
   statement format and, 185–209  
   usefulness of earnings per share, 203–207  
   value of corporate earnings, 212–216  
   written put options, 201–202

- Income taxes
  - affirmative judgment approach to deferred tax assets, 439
  - allocation *vs.* nonallocation and, 428–430
  - alternative interperiod tax allocation methods, 432–435
  - asset-liability method of income tax allocation, 433–434
  - balance sheet presentation and related disclosures, 443–444
  - business combinations accounted for by purchase method and, 427
  - business dissatisfaction with *SFAS No. 96*, 438
  - carry-backs and, 437–438
  - comprehensive *vs.* partial allocation, 430–431
  - conceptual issues and, 428
  - current financial accounting income exceed current taxable income, 425
  - current financial accounting income is less than current taxable income, 425–426
  - deductible amounts and, 425
  - deferred method of income tax allocation, 432–433
  - deferred tax assets and, 437–438, 442–443
  - deferred tax liability and, 437, 442
  - discounting deferred taxes and, 431–432
  - disputes and, 396
  - earnings conservatism ratio and, 447–448
  - FASB dissatisfaction with deferred method of allocation, 435–437
  - FIN No. 48* and, 444–445
  - financial analysis of, 445–448
  - financial statement disclosure issues and, 443–445
  - foreign operations and, 426–427
  - historical perspective and, 421–423
  - impairment approach to deferred tax assets, 439
  - income statement presentation and related disclosures, 443
  - income tax allocation issue, 423
  - indexing for inflation and, 427
  - international accounting standards and, 448–451
  - interperiod tax allocation and, 422–423
  - investment tax credit and, 426
  - net-of-tax method of income tax allocation, 434–435
  - net operating losses and, 427–428
  - permanent differences between pretax income and taxable income, 424
  - SEC disclosure requirements and, 444
  - SFAC No. 6* and, 441–443
  - SFAS No. 109* and, 439–443
  - taxable amounts and, 425
  - temporary differences between pretax income and taxable income, 424–425
  - timing differences and, 426
  - valuation allowance and, 439–441
- Incremental shares, 201
- Indepence, 624
- Indirect method, cash flow and, 262
- Inductive approach, research methodology and, 118
- Industrial revolution, 4
- Inflation
  - accounting for, 158
  - indexing for, 427
- Information economics, 44
- Infrequency of occurrence, transactions and, 193
- Initial public offerings (IPOs), 130
- Insider transactions, 130
- Installment sales, deferred gross profit on, 396
- Insurance contracts, 398
- Intangible assets, 353–363
  - accounting for cost and, 354
  - acquisition manner and, 354
  - amortization and, 355–356
  - business combinations and, 556
  - expected period of benefit and, 354
  - externally acquired, 354
  - goodwill, 356–358
  - identifiability and, 354
  - internally developed, 354
  - research and development costs, 361–363
  - separability from entire enterprise and, 354
  - SFAS No. 142* and, 358–361
  - value derivation and, 353
- Intent of parties, debt *vs.* equity classification and, 382
- Interest charge capitalization, self-constructed assets and, 310–311
- Interest cost component, pension benefits and, 496
- Interest coverage ratio, long-term liabilities and, 406–407
- Interim financial statements, 605–607
- Internal Revenue Code (IRC), 421, 423
- International accounting
  - business combinations and, 585–586
  - business segment disclosure and, 586–587
  - cash flow statements, 268
  - concepts of capital and capital maintenance, 109
  - consolidated financial statements and, 587–589
  - cost approach and, 271
  - development of accounting systems, 80–82
  - disclosure of interest in other entities, 591–593
  - disclosure requirements and, 630–631
  - economic development and, 81–82
  - education levels and, 81
  - ethical requirements and, 630–631
  - fair value measurement and, 268–273
  - FASB's Short-term International Convergence Project, 95–96
  - financial statements preparation for foreign users, 83
  - foreign currency translation and, 582
  - framework for preparation and presentation of financial statements, 104–105
  - future work program and, 110–111
  - goodwill and, 586
  - hedge of a net investment in, 410

- IAS No. 1 and IFRS No. 1, 111–113
- IASB Advisory Council, 90–91
- IASB annual improvements project, 94
- IASB-FASB Convergence Project, 95–99
- IASB-FASB financial statement presentation project, 109–110
- IASB's revised conceptual framework, 106–108
- IASC and the IOSCO, 93–94
- impact of international vs. GAAP accounting standards, 100–103
- income approach and, 271
- income statement and, 216–220
- income taxes and, 426–427, 448–451
- International Accounting Standards Board, 90, 92f
- International Accounting Standards Committee, 83–88
- international business accounting issues, 80
- International Financial Reporting Interpretations Committee, 91
- investment entities and, 589
- investments and intangibles and, 363–370
- IRFS Foundation Constitution, 88–92
- joint arrangements and, 589–591
- leasing and, 479–480
- legal systems and, 81
- Level 1 inputs and, 269
- Level 2 inputs and, 269–270
- Level 3 inputs and, 270
- long-term liabilities and, 408–413
- market approach and, 271
- measurement of elements of financial statements, 108–109
- multiple entities and, 581–593
- nonrecurring fair value measurements and, 271–272
- Norwalk Agreement, 96
- pensions/postretirement benefits and, 507–510
- political systems and, 81
- property, plant, and equipment, 324–330
- recurring fair value measurements and, 271–272
- roadmap to convergence, 96–99
- separate financial statements and subsidiaries, 583–585
- standards evolution and, 26–27
- standards overload and, 103–104
- statement of financial position and, 267–268
- stockholders' equity and, 540–542
- termination benefits and, 509
- uses of international accounting standards, 92–93
- working capital and, 300–301
- International Accounting Board Advisory Council, 90–91
- International Accounting Standards (IAS)
  - IAS No. 1*, on financial statements, 111–113, 217, 220, 267, 300, 301, 630–631
  - IAS No. 2*, on inventories, 269, 300, 301
  - IAS No. 7*, on cash flow statements, 268
  - IAS No. 8*, on accounting charges, 217–218, 329
  - IAS No. 10*, events after reporting period, 631
  - IAS No. 12*, on accounting for taxes on income, 448–451
  - IAS No. 14*, 586
  - IAS No. 16*, on property, plant, and equipment, 324–325, 330, 365
  - IAS No. 17*, on accounting for leases, 269, 479–480
  - IAS No. 18*, on revenue measurement, 218
  - IAS No. 19*, on retirement benefit costs, 507–509
  - IAS No. 21*, on foreign exchange rates, 581–582
  - IAS No. 22*, business combinations, 363
  - IAS No. 23*, on borrowing costs, 326
  - IAS No. 24*, on party disclosures, 368
  - IAS No. 26*, on accounting of retirement benefit plans, 507
  - IAS No. 27*, on consolidated financial statements, 581, 583–584, 591
  - IAS No. 28*, on investments, 363–364, 583, 591
  - IAS No. 32*, on disclosure and presentation, 363–364, 408–409
  - IAS No. 33*, on earnings per share, 199, 203, 219
  - IAS No. 35*, 219
  - IAS No. 36*, on impairment of assets, 269, 326–327, 330
  - IAS No. 37*, on provisions, contingent liabilities and assets, 325, 327–328, 329, 408–409, 449
  - IAS No. 38*, on intangible assets, 330, 363–365
  - IAS No. 39*, on recognition and measurement, 300, 363, 365–366, 368–369, 408–410, 412, 583
  - IAS No. 40*, fair value, 451, 479–480
- International Accounting Standards Board (IASB)
  - advisory council and, 90–91
  - The Conceptual Framework for Financial Reporting*, 105–108
  - convergence project, 95–99
  - financial statement presentation project, 109–110
  - future work project, 110–111
  - improvements project, 94
  - international accounting standards and, 92–93
  - makeup of, 90
  - principal responsibilities of, 90
  - small and medium-sized entities and, 103–104
  - standards overload and, 103–104
  - structure of, 92f
  - technical agenda of, 90
- International Accounting Standards Committee (IASC)
  - agreement and constitution, 83–84
  - alternative treatment and, 85



- International Accounting Standards Committee (IASC) (*continued*)
    - benchmark treatment and, 85
    - focus of, 86–87
    - formation of, 83
    - framework for the preparation and presentation of financial statements, 104–108
    - IFRIC establishment and, 91
    - IFRS Foundation and, 87–88
    - issues needing addressing and, 87
    - partnership with IOSCO and, 93–94
    - restructuring of, 86–87
    - standard-setting process and, 84
    - standards use and, 95
    - strategy working party, 86
  - International convergence, 65–74, 95–99. *See also* IASB-FASB Convergence Project
    - actions taken, 73–74
    - business section and, 68
    - conceptual framework project, 68–73
    - FASB-IASB financial statement presentation project, 65–68
    - financing section and, 68
    - memo of understanding, 66–67
    - standards update project and, 73–74
  - International Financial Reporting Interpretations Committee (IFRIC), 91
  - International Financial Reporting Standards (IFRS)
    - adoption of, 80
    - IFRS No. 1*, 111–113
    - IFRS No. 2*, 540–542
    - IFRS No. 3*, 557, 581, 585
    - IFRS No. 5*, 219–220, 328, 583
    - IFRS No. 6*, 329, 330
    - IFRS No. 7*, 363, 368, 408, 411
    - IFRS No. 8*, 581, 586
    - IFRS No. 9*, 363, 368–369, 408, 411–413, 583
    - IFRS No. 10*, 581, 587–589, 592
    - IFRS No. 11*, 581, 589–591
    - IFRS No. 12*, 581, 591–593
    - IFRS No. 13*, 268–272
    - revenue reporting requirements and, 163–165
    - small and medium-sized entities and, 103–104
    - standards overload and, 103–104
    - U.S. company adoption of, 102–103
    - use of, 95
  - International Monetary Fund, 573–574
  - International Organization of Securities Commissions (IOSCO), 93–94
  - Interperiod tax allocation, 422–423
  - Intraperiod tax allocation, 428–430, 443
  - Inventories
    - averaging techniques and, 291–292
    - estimation methods and, 289
    - expected utility value and, 292
    - first in, first out method and, 290–291, 298
    - flow assumptions and, 289–292
    - gross profit method and, 289
    - international accounting and, 301
    - last in, first out method and, 290–291, 298–299
    - lower of cost or market method and, 292
    - market fluctuations and, 292
    - periodic inventory system and, 289
    - perpetual records method and, 289
    - prepaids and, 292–293
    - quantity of, 288–289
    - retail method and, 289
    - valuation and, 236–237, 288
  - Inventory turnover ratio, 297–298
  - Investing activities, cash flow from, 262
  - Investment analysis, 121
  - Investment entities, international accounting standards and, 589
  - Investment liquidity, corporations and, 525
  - Investment tax credit, 426
  - Investments and intangibles
    - accounting for cost, 354
    - allowed alternative treatment and, 365
    - amortization and, 355–356
    - balance sheet and, 237–238
    - benchmark treatment and, 365
    - business model test and, 369
    - cash flow characteristics test and, 369
    - consolidation and, 339
    - cost method and, 342
    - derecognition and, 366–368
    - equity method and, 339–341
    - fair value option and, 346–347
    - fair value through other comprehensive income, 369
    - fair value through profit or loss and, 369–370
    - financial analysis of, 363
    - goodwill and, 356–358
    - impairment of investments in unsecured debt, 350–352
    - intangibles assets and, 353–363
    - international accounting standards and, 363–370
    - investments in debt securities, 347–350
    - investments in equity securities, 338–347
    - lower of cost or market method and, 342
    - market value method and, 345
    - permanent decline in fair value and, 350
    - recent developments and, 345–346
    - research and development costs and, 361–363
    - risk-based disclosures and, 368
    - SFAS No. 115* and, 343–344
    - SFAS No. 142* and, 358–361
    - transfers of financial assets, 352–353
  - Investor behavior, 132
  - IRFS Foundation, 87–90
    - constitution, 88–90
    - duties of, 88
    - monitoring board and, 89–90
    - objectives of, 89
- J**
- January effect, 129
  - Jenkins, Edmund, 553
  - Jennings, Alvin R., 36, 36n21



Johnson, M., 138n36  
 Johnson, T., 157n16  
 Johnson, W. B., 506n11  
 Joint arrangements, international accounting standards and, 589–591  
 Joos, P., 447n46

**K**

Kahneman, D., 130n26  
 Kang, Tony, 100n12  
 Karz, G., 128n25  
 Katz, I., 248n14  
 Kinard, James C., 120n6  
 Kohlbeck, M. J., 102n17  
 Kohler, Eric L., 353n31  
 Krishnan, Gopal V., 100n12  
 Kudlow, Larry, 616  
 Kudlow, Lawrence, 247, 247n12  
 Kuhn, T., 45n45

**L**

Landsman, W., 500n6  
 Landsman, W. R., 506n10  
 Large stock dividends, 536  
 Last in, first out (LIFO) method, 290–291, 298–299, 301  
 Laughlin, Richard C., 142n45  
 Laux, B., 102n17  
 Lawrence, C., 33n7  
 Lawsuits, pending, 396  
 Leasing  
   accounting and reporting by lessees under *SFAS No. 13*, 462–467  
   accounting and reporting by lessors, 467–473  
   advantages of, 458  
   adverse effects of, 459  
   amortization and, 465–466  
   book value and, 475n21  
   building equity in property and, 463  
   capital leases, 459–461, 464–466  
   classification criteria, 461–462  
   classifying as a purchase, 464  
   current developments and, 475–479  
   derecognition approach and, 476–477  
   direct financing leases, 469–470, 469t  
   disclosure requirements for capital leases, 466  
   disclosure requirements for operating leases, 466–467  
   fair value and, 465  
   finance lease model and, 476  
   financial analysis and, 473–475  
   international accounting standards and, 479–480  
   lessor operating leases, 470–471  
   lessor's implicit rate, 468  
   leveraged leases, 471–473, 472f  
   minimum lease payments, 465  
   off-balance sheet financing and, 398  
   operating lease model and, 476  
   operating leases, 459–461, 466–467

performance obligation approach and, 476–477  
 positive nontax factors in favor of, 461  
 property rights and, 463  
 rental payments and, 471  
 sales and leasebacks, 471  
 sales-type leases, 468–469, 468t, 470  
 tax benefits and, 459  
   Type A lease classification, 478  
   Type B lease classification, 478–479  
 Leavitt, Jeffrey S., 506n13  
 Legal capital, 526  
 Legal defeasance, 391  
 Legal-ethical question, 624  
 Legal risk, derivatives and, 400  
 Legal systems, international accounting systems and, 81  
 Lehman Brothers bankruptcy, 175–176  
 Lessor operating leases, 470–471  
 Letter to stockholders, 612  
 Lev, B., 169n33, 170n34  
 Level 1 inputs, 269  
 Level 2 inputs, 269–270  
 Level 3 inputs, 270  
 Leveraged leases, 471–473, 472f  
 Levitt, Arthur, 10, 20, 20n34, 172, 172n37  
 Lewis, B., 140n39  
 Liabilities. *See also* Long-term liabilities  
   capital structure and, 378  
   credit standing and, 58  
   current liabilities, 239–240, 293–294  
   debt vs. equity and, 379–384  
   definition of, 378–379  
   entity theory and, 378  
   forward contracts and, 384  
   freestanding written put options and, 384  
   long-term and other liabilities, 240  
   mandatorily redeemable financial instruments and, 380–384  
   proprietary theory and, 378  
   recognition and measurement of, 379  
   valuation of, 240  
 Libby, R., 140n39  
 Lieberman, Joseph, 532  
 LIFO reserve, 298  
 Lilien, Steven, 459n1  
 Limited liability, corporations and, 525  
 Line-of-business reporting, 569  
 Liquidation basis of accounting, 607–608  
 Liquidity  
   asset classification and, 280  
   cash flow information and, 256  
   long-term debt and, 405  
   working capital evaluation and, 294  
 Literature review, 64  
 Littleton, A. C., 3n7, 36, 36n19, 166n25  
 Loan impairments, 350–352  
 Lock-up agreements, 613–614  
 Loeb, Stephen E., 623n17  
 Long-lived assets to be disposed by sale, 320–321  
 Long-lived assets to be disposed of other than by sale, 320–321

- Long-term assets. *See* Investments and intangibles; Property, plant and equipment
- Long-term assets held and used, 320–321
- Long-term contracts, adjustments of accruals on, 193
- Long-term liabilities
- bond classifications and, 385
  - bond interest expense and, 387–388
  - bond issue costs and, 387
  - bond selling prices and, 385–387
  - bonds payable and, 384–385
  - call provisions and, 389–392
  - contingencies and, 396–397
  - convertible debt and, 392–394
  - debt service ratios and, 407–408
  - debt-to-assets ratio and, 406
  - debt vs. equity, 379–384
  - deferred credits and, 395–396
  - definition of liabilities, 378–379
  - derivatives and, 399–402, 400t
  - financial analysis of long-term debt, 405–408
  - financial statements and, 240
  - interest coverage ratio and, 406–407
  - international accounting standards and, 408–413
  - liability measurement issues and, 397–402
  - liquidity and, 405
  - long-term debt classification, 384–397
  - long-term notes payable and, 394–395
  - off-balance sheet financing, 398–399
  - recognition and measurement of liabilities, 379
  - short-term debt expected to be refinanced, 395
  - solvency and, 405–406
  - troubled debt restructurings and, 402–408
  - zero coupon bonds and, 388–389
- Long-term notes payable, 394–395
- Lorenson, Leonard, 574n29, 576
- Loss, matching concept and, 166
- Loss aversion, prospect theory and, 130
- Losses, definition of, 184
- Low price-to-book ratio, 129
- Low price-to-earnings ratio, 129
- Lowenstein, Roger, 125, 125m15
- Lower of cost or market (LCM) method, 284–285, 292, 319, 342
- M**
- Madden, Donald L., 361n48
- Maines, Lauren A., 206n28
- Management compensation plans, 139
- Management's discussion and analysis (MD&A), 213, 609–612
- disclosure of critical accounting estimates and, 612
  - disclosure of liquidity and capital resources and, 612
  - focus and content of, 611–612
  - market risk and, 609–611
  - overall presentation of, 611
- Managerial intent, 236, 338
- Mandatorily redeemable preferred stock (MRPS), 380–384, 524
- Market approach, international accounting standards and, 271
- Market fluctuations, inventories and, 292
- Market rate, bonds and, 385
- Market risk
- definition of, 609
  - derivatives and, 400
  - market risk sensitive instruments, 610–611
- Market value
- debt vs. equity classification and, 381
  - equity securities investment and, 345
  - investments and, 284
- Maslow, Abraham H., 150n5
- Matching concept, 166–168
- Materiality, 168–169, 172
- Matsunaga, S. R., 532n27
- Maturity date, debt vs. equity classification and, 381
- Maturity value
- bonds and, 385
  - debt vs. equity classification and, 381
- McCullers, Levis D., 361n48
- McDaniel, Linda S., 206n28
- McDonald, E., 10, 20, 20n35
- McEwen, R. A., 566n19
- McGinty, T., 246n11
- McGinty, Tom, 17n26
- McGladrey, R. S. M., 476n23
- McVay, S., 102n17
- Measurement, accounting, 157–158
- Meckling, W. H., 138n36
- Medicare, 506
- Mental accounting, 131
- Merino, Barbara D., 141n43
- Merino, Barbara Dubis, 4n11
- Merrill Lynch, 615
- Metcalf, Lee, 626
- Metcalf subcommittee, 626–627
- Mezzanine items, 380
- Microsoft, 149, 533
- Mill, John Stuart, 623
- Miller, Gregory S., 446n45
- Miller, M., 515n1, 538n33
- Miller, Paul B. W., 55n57, 103n20
- Miller, R. R., 26n43
- Minimum lease payments, 465
- Minimum liability, pension benefits and, 497–498
- Minority interest, 399. *See* Noncontrolling interest
- Modified accelerated cost recover system (MARCS), 425n11
- Modigliani, F., 515n1
- Monetary-nonmonetary method, foreign currency translation and, 575
- Money income, 150
- Moonitz, M., 37n25, 39n28
- Moonitz, Maurice, 152n7
- Moore, Underhill, 35, 35n17
- Morris, T. W., 26n44
- Morrison, Robert, 40

Mortgage-backed securities (MBS), 127  
 Mortgage bonds, 385  
 Moss, John, 626  
 Moving average, 129  
 Mulford, C. W., 566n19  
 Muller, Karl A., III, 100n13  
 Multiple entities. *See also* Business combinations; Consolidations  
   acquisition method and, 554–557  
   business combination considerations, 551  
   consolidation drawback and, 565–566  
   consolidation theories, 561–562  
   consolidations and, 55–558  
   control concept and, 558–561  
   entity theory and, 562  
   foreign currency translation and, 573–581  
   fresh-start method and, 553  
   goodwill and, 565  
   international accounting standards and, 581–593  
   noncontrolling interest and, 562–564, 562–565  
   parent company theory and, 562  
   phenomena related to, 550–551  
   pooling of interests method, 551–553  
   proportionate consolidation and, 564  
   purchase method and, 554  
   segment reporting and, 568–572  
   special-purpose entities, 566–567  
   variable interest entities, 567–568  
 Murdock, B., 199n19  
 Myers, John H., 463n7

## N

Natural resources discovery, 313  
 Neglected stocks, 129  
 Neimark, Marilyn D., 141n43  
 Net income, 265–266  
 Net-of-tax method of income tax allocation, 434–435  
 Net operating losses (NOLs), 427–428, 435n27, 438  
 Net profit analysis, 214–215  
 Net realizable value, 108, 287  
 Neutral earnings, 173  
 Neutrality, accounting information and, 52  
 New product development, 361  
 New York Stock Exchange (NYSE), 6  
 New York Yankees, 161–162  
 Nixon, Richard, 573n27  
 Nonallocation argument, income taxes and, 428–430  
 Noncash transactions, assets acquired in, 311–312  
 Noncompensatory stock option plans, 530  
 Noncontrolling interest, 562–565  
   classification of, 563  
   entity theory and, 563–564  
   goodwill and, 565  
   noncontrolling interest in subsidiaries designation, 564  
   parent company theory and, 563

  proportionate consolidation, 564  
   reporting of, 538  
 Nonhomogeneity exception, consolidations and, 559  
 Nonrecurring fair value measurements, 271–272  
 Nonrecurring items of income, 188–200  
   accounting changes, 194–200  
   discontinued operations, 188–192  
   extraordinary items, 192–194  
 Norby, William C., 48n50  
 Nord, Walter R., 142n47  
 Normal cost, pension benefits and, 490–491  
 Normative accounting theory, 136–137  
 North American Free Trade Agreement (NAFTA), 79  
 Norwalk Agreement, 96  
 Not-for-profit entities (NFP), 554  
 Notes receivable discounted, 396

## O

Objectives-oriented standards, 63–64  
 Off-balance sheet financing, 398–399, 458  
 Olson, Norman O., 357n40  
 Olson, W. E., 625m18  
 Operating activities, cash flow from, 258–262  
 Operating cycle, 281  
 Operating lease model, 476  
 Operating leases, 459–461, 466–467  
 Operating segments, 570–571  
 Operational risk, derivatives and, 400  
 Options, 399, 400t  
 Other comprehensive income, 537  
 Other postretirement benefits (OPRBs), 502–506  
   amortization of prior service costs and, 503  
   amortization of transition obligations and, 503–504  
   differentiation from DBPPs and, 502–503  
   disclosures and, 504  
   expected postretirement benefit obligation and, 503  
   impact of, 17–18  
   interest and, 503  
   postemployment benefits, 504  
   service cost and, 503  
   *SFAS No. 132* and, 504  
   *SFAS No. 158* and, 504–506  
   vesting and, 503  
 Other-than-temporary impairment, 350  
 Own credit problem, 412  
 Ownership interest, corporations and, 525

## P

Pacioli, Fra Luca, 3  
 Paid-in capital (contributed capital), 526–535  
 Parent company theory  
   consolidations and, 562  
   noncontrolling interest and, 563  
 Parenthetical disclosures, 601  
 Partial allocation, income taxes and, 430–431

- Participating provisions, preferred stock and, 529
- Pashkoff, P. H., 26n43
- Past service cost, pension benefits and, 491
- Pastena, Victor, 459n1
- Paton, W., 166n25
- Paton, W. A., 518n4
- Paton, William A., 32–33, 33n3, 35n18, 36, 36n19, 280n2, 353n32, 378n3
- Paton, William A., Jr., 353n32
- Payables, 293
- Peasnell, K., 45–46, 45n47
- Pension Benefit Guarantee Corporation (PGBC), 489, 501–502
- Pension liability, 204
- Pension Protection Act of 2006, 488–489
- Pensions/postretirement benefits. *See also* Other postretirement benefits (OPRBs)
- accounting for pension funds, 500–501
  - accrued benefit valuation method and, 507
  - accumulated benefits approach and, 489
  - accumulated benefits obligation and, 489
  - actuarial gains and losses and, 491, 496
  - actuarial present value of accumulated benefits with salary progression, 494
  - APB Opinion No. 8* and, 490–493
  - averaging actuarial gains and losses and, 491
  - basic accounting method and, 491–493
  - benefit approach and, 489
  - benefits/years of service approach and, 489
  - corridor approach and, 497
  - cost approach and, 489
  - defined benefit plans and, 487
  - defined contribution plans and, 487
  - delaying recognition of certain events and, 495
  - disclosures and, 498
  - Employee Retirement Income Security Act (ERISA), 501–502
  - experience gains and, 496
  - financial analysis of, 507
  - funded status and, 497
  - funding agencies and, 487
  - gains and losses and, 496
  - historical perspective and, 488–489
  - interest cost component and, 496
  - international accounting standards and, 507–510
  - maximum annual provision for, 492
  - minimum annual provision for, 492
  - minimum liability and, 497–498
  - minimum liability recognition, 497–498
  - net pension cost, 495–497
  - normal cost and, 490–491
  - offsetting assets and liabilities and, 495
  - other postretirement benefits, 502–506
  - past service cost and, 491
  - pension liability issue, 493–494
  - prior service costs and, 491, 496
  - projected benefit valuation method and, 499, 507
  - projected benefits obligation and, 489
  - reporting net cost and, 495
  - reporting of minimum liability and, 500
  - return on plan assets and, 496, 500
  - service cost component and, 496
  - settlement-basis discount rate, 496
  - settlement rate and, 499
  - SFAS No. 87* and, 494–495, 498–500
  - spreading actuarial gains and losses and, 491
  - transition amount and, 497
  - unrecognized net asset and, 497
  - unrecognized net obligation and, 497
- Per value method, treasury stock and, 536–537
- Percentage of completion, 162
- Performance obligation approach, leasing and, 476–477
- Period costs, 167–168
- Periodic inventory system, 289
- Periodic maintenance, property, plant, and equipment and, 318
- Permanent differences between pretax income and taxable income, 424
- Perpetual records method, 289
- Physical capital maintenance, 109, 151
- Pitney Bowes, 171
- Pitt, Harvey, 59
- Pitt, Harvey L., 60n61
- Political systems, international accounting systems and, 81
- Pooling of interests method, business combinations and, 551–553
- Positive accounting theory, 136–137
- Post-earnings announcement drift, 130
- Postemployment benefits, 504
- Postimplementation reviews (PIR), 110–111
- Potential dilution of earnings per share, debt vs. equity classification and, 382
- Powell, Weldon, 8, 8n16
- Powers, William C., 23
- Powers Committee Report, 23, 25
- Practice development, 624
- Pragmatic approach, research methodology and, 118–119
- Pratt, J., 447n46
- Preemptive right, debt vs. equity classification and, 382
- Preferred stock, 525–535
- call provisions and, 528
  - characteristics of, 241
  - conversion feature and, 527–528
  - cumulative provisions and, 529
  - participating provisions and, 529
  - redemption provision and, 529
  - stock options and warrants, 529–535
- Preliminary Views on Revenue Recognition in Contracts with Customers*, 163
- Prepaid expenses, 236–237
- Prepaid items, 292–293
- Present-value measurements, 56–57, 108, 154–155
- Previts, Gary John, 4n10
- Price-level information, 603
- Price to earnings ratio (P/E ratio), 215–216
- Principle of conservatism, 168

- Principles-based accounting standards, 59–63
  - Prior period adjustments, 207–209
  - Prior service costs
    - amortization and, 503
    - pension benefits and, 491, 496
  - Product costs, 167
  - Product improvement, 361
  - Production process
    - revenue recognized at completion of, 162
    - revenue recognized during, 162
  - Profit-margin ratio (PMR), 252–253
  - Projected benefit obligation, pension benefits and, 489
  - Projected benefit valuation method, 507
  - Projected benefits approach, 499
  - Projected unit credit method, pension benefits and, 489
  - Property, plant, and equipment. *See also* Depreciation
    - accounting for asset retirement obligations, 321–324
    - accounting for cost, 309–313
    - accounting objectives and, 308–309
    - assets acquired in noncash transactions, 311–312
    - capital and revenue expenditures, 318
    - cost allocation, 314–318
    - depreciation, 315–318
    - donated and discovery values, 313
    - financial analysis of, 313–324
    - fixed overhead allocation and, 309–310
    - group purchases, 309
    - impairment of value, 319–321
    - interest charge capitalization and, 310–311
    - international accounting standards, 324–330
    - natural resources discovery and, 313
    - periodic maintenance and, 318
    - recognition and measurement issues, 318–319
    - removal of existing assets, 311
    - return-on -assets ratio and, 313–314
    - self-constructed assets, 309–311
  - Property abandonment, 193
  - Property rights, 458, 463
  - Proportionate consolidation, 564
  - Proprietary theory, 378, 516–517
  - Prospect theory, 130
  - Prospective method, cash flow changes and, 59
  - Proxy statements, 615
  - Psychic income, 150
  - Public Company Accounting Oversight Board (PCAOB), 616–617
    - auditor's report on internal controls and, 605
    - CPA firm reviews and, 617
    - duties of, 616
    - establishment of, 25–26
    - power of, 617
    - prohibited services and, 618
    - standard setting process and, 617
  - Pulliam, S., 246n11
  - Pulliam, Susan, 17n26, 171n35
  - Purchase method, business combinations and, 554
  - Purchasing power losses, 158
  - Put options, 200, 384
- Q**
- Qualified opinion, auditor's report and, 604
  - Qualitative characteristics, accounting information and, 51–52, 51f
  - Quasi-reorganizations, 537–538
- R**
- Ramakrishnan, Ram T. S., 215n37
  - Random walk, 123n8
  - Rational market theory, 127
  - Rayburn, Frank R., 421n1
  - Real income, 150
  - Realizable cost savings, 156
  - Realization principle, 155
  - Realized capital gains, 156
  - Realized cost savings, 156
  - Receivables, 287–288
  - Recognition of revenues and gains, 55
  - Reconciliation method, cash flow and, 262
  - Recoverable amount, 327
  - Recurring fair value measurements, 271–272
  - Redding, Rodney J., 55n57
  - Redeemable preferred stock, 380
  - Redemption provisions, preferred stock and, 524, 529
  - Reference dependence, 131
  - Reither, C., 157n16
  - Relative positioning, prospect theory and, 130–131
  - Relevant financial information, 51
  - Rental payments, 471
  - Replacement cost, 152–153
  - Repo 105, 175–176
  - Reportable segments, 571–572
  - Reporting entity, foreign currency translation and, 582
  - Reporting entity changes, 195, 196
  - Representativeness heuristic, 131
  - Research and development costs, 361–363
    - classification of, 361
    - immediate expensing of, 361
    - relevant activities and, 362
  - Research methodology, 118–120
    - behavioral approaches, 120
    - deductive approach, 118
    - education and practice and, 142–143
    - ethical approaches, 120
    - inductive approach, 118
    - pragmatic approach, 118–119
    - scientific method of inquiry, 119
  - Residual equity theory, 521
  - Restructured loans, 404–405
  - Retail method, inventories and, 289
  - Retained earnings, 241–242, 535–537
  - Retirement, asset, 321–324
  - Retrospective application, 195

Retrospective method, cash flow changes and, 59

Return-on-assets (ROA), 250–254, 313–314, 539–540

Return on common shareholders equity (ROSCE), 539–540

Return on plan assets, pension benefits and, 496

Revaluation, foreign currency translation and, 574

Revenue Reconciliation Act of 1993, 357n42

Revenues

- contracts with customers and, 165
- definition of, 184
- delayed or advanced recognition, 161–162
- five-step approach to, 164–165
- improper revenue recognition, 172
- matching concept and, 166–168
- persistence of, 213
- recent developments regarding, 163–165
- recognition and realization, 158–161
- recognized as cash is received, 163
- recognized as services are performed, 162–164
- recognized at completion of production, 162
- recognized during the production process, 162
- recognized on the occurrence of some event, 163
- sources of, 213

Reverse treasury stock method, 201–202

Right to enforce payments, debt vs. equity classification and, 382

Risk types, 134–136

Robinson, L. E., 185n4

Ronen, J., 26n44

Rosenfield, Paul, 564n18

Rubin, Steven, 564n18

Rubinstein, Mark E., 377n1, 522n18

Rule 203 of the Code of Professional Ethics, 9

Rules-based accounting standards, 59–63

## S

Saad, Lydia, 630n29

Safe harbor rule for protection, 609, 609n6

Safety, health, and convenience, 361

Sale and leaseback transitions, 471

Sales-type leases, 468–469, 468t, 470

Sanders, Thomas H., 35, 35n17

Sansing, Richard C., 445n43

Sarbanes-Oxley Act of 2002 (SOX), 615–622

- accounting scandals and, 24
- accounting standards and, 617
- acts that influence the conduct of an audit and, 618
- auditing, quality control, and independence standards and, 617
- CEO and CFO certification and, 618
- company financial statement certification and, 26
- compliance costs and, 619–620
- CPA firm inspection and, 617
- criticisms of, 26
- FASB funding and, 26
- financial disclosure data and, 149
- internal controls and, 605
- passage of, 25–26
- principles-based accounting systems and, 60
- prohibited services and, 617–618
- Public Company Accounting Oversight Board creation and, 25–26, 616–617
- Section 108 of, 11
- Section 404 of, 619–622
- specified disclosures and, 618

Schauer, David, 17n29

Schedules and exhibits, 601

Schipper, Katherine, 62, 62n67

Schmandt-Besserat, Denise, 2, 2n3

Schneewind, J. B., 623n16

Schroeder, R., 620n14

Schroeder, Richard G., 17n29, 248n15

Schultz, George, 534

Scientific method of inquiry, 119–120

Scope of services, 624

Scott, D. R., 33–35, 33n8, 34n9, 120n4

Sears, 162

Seasoned equity offerings, 130

Section 404 of Sarbanes-Oxley Act, 619–622

Securities Act of 1933, 6, 614

Securities and Exchange Commission (SEC)

- Accounting Series Release (ASR) No. 148*, 283
- accounting standards establishment and, 617
- advisory committee (2008) report and, 621–622
- auditing, quality control, and independence standards establishment and, 617
- auditor's report and, 603–605
- creation of, 6
- derivatives and, 402
- early extinguishment of debt and, 390
- earnings quality and, 171
- fair value accounting study, 246
- Foreign Corrupt Practices Act of 1977, 615
- Form 10 and, 615
- Form 10-K and, 615
- Form 10-Q and, 615
- historical cost and, 230
- IASB-FASB Convergence Project and, 98–99
- income tax disclosure requirements and, 444
- inspection of CPA firms and, 617
- international accounting standards and, 100–103
- line-of-business reporting and, 569
- management's discussion and analysis and, 609–612
- prohibited services delineation and, 617–618
- prohibition of acts that influence the conduct of an audit and, 618
- proxy statements and, 615
- Public Company Accounting Oversight Board creation and, 616–617



- redeemable preferred stock and, 380
- reporting on tax contingencies and, 444
- requirement for CEO and CFO certification and, 618
- requirement for specified disclosures and, 618
- Sarbanes-Oxley Act of 2002 (SOX), 615–622
  - Section 404 of SOX and, 619–622
  - Securities Act of 1933, 614
  - Securities Exchange Act of 1934, 614–615
  - Staff Accounting Bulletin *No. 8*, 208
  - Sunbeam Case and, 174
- Securities available for sale, 286
- Securities Exchange Act of 1934, 6, 614–615
- Securities held to maturity, 286
- Security analysts, 121
- Segment reporting, 568–572
  - competitive factors and, 571
  - disclosed information and, 572
  - disclosures and, 570
  - existing profit centers and, 571
  - identifiable assets and, 569
  - industry segment, 569
  - investor expectations and, 571
  - management organization and, 571
  - operating profit and loss and, 569
  - operating segments and, 570–571
  - proponents of, 569
  - reportable segments, 569, 571–572
  - revenue and, 569
  - transfer pricing problem and, 571
- Self-constructed assets, 309–311
- Sell side analysts, 613
- Selling, Tom, 103n21, 165, 165n24
- Selling at a discount, bonds and, 385
- Selling at a premium, bonds and, 385
- Selling price, 153–154
- September 11 terrorist attacks, 193–194
- Service cost, other postretirement benefits and, 503
- Service cost component, pension benefits and, 496
- Services, revenue recognized and, 162–164
- Settlement-basis discount rate, pension benefits and, 496, 499
- Share-based payment transactions, 542
- Share options, 541
- Shenkir, William, 532n26
- Shevlin, Terry T., 447n46
- Shildneck, Barbara J., 15n22
- Shockley, R., 136n35
- Short-term debt expected to be refinanced, 395
- Short-term investments, 284–286
- Simkovic, Michael, 125m19
- Simple capital structure, 198
- Size effect, 130
- Skantz, T. R., 139n38
- Skilling, Jeffrey, 22, 616
- Skinner, D. J., 172, 172n38
- Skinner, Douglas J., 446n45
- Small and medium-sized entities (SMEs), 103–104
- Small probabilities, prospect theory and, 131
- Smith, A., 32n1
- Social biases, 133
- Solomons, David, 55, 55n59, 185, 185n3
- Solvency, 256, 405–406
- Sorter, George, 40, 40n38
- Soujanen, Waino, 520n12
- S&P game, 130
- Special Committee on Research Programs, 36
- Special-purpose entities, 566–567
- Special-purpose entities (SPEs), 23
- Specific price index, 152
- Specific purchasing power index, 152
- Sprouse, Robert T., 37, 39n28, 152n7, 156n15
- Staff Accounting Bulletin (SAB) No. 101*, 161
- Standards overload, international accounting and, 103–104
- Standards overload problem, 14–15
- Standards Update Project, 73–74
- Stated interest rate, bonds and, 385
- Statement of Accounting Principles*, 6
- Statement of cash flows, 54, 254–267
  - APB *Opinions No. 3 and No. 19* and, 254–256
  - cash flow from investing activities, 262
  - cash flow from operating activities, 258–262
  - cash-flow information, 256–257
  - cash flows from financing activities, 262
  - evaluation of, 254
  - financial analysis of cash-flow information, 265–267
  - proposed format of the statement of cash flows, 263–265
  - purposes of, 258
  - SFAS *No. 95* and, 257
  - statement format, 258–262
- Statement of changes in net assets in liquidation, 608
- Statement of comprehensive income, 209–212
- Statement of financial position, 53–54, 248–250
- Statement of investments by and distributions to owners, 54
- Statement of net assets in liquidation, 608
- Statement on Accounting Theory and Theory Acceptance (SATTA)*, 43–46
  - allocation problem and, 44
  - classical approach and, 44
  - cost-benefit considerations and, 45
  - criticisms of approaches to theory, 44–45
  - data expansion limitations and, 45
  - decision-usefulness approach and, 44
  - evaluation of, 45–46
  - information economics and, 44
  - normative standards and, 44
  - relating theory to practice and, 44
  - security price behavior research and, 44
- Statements of Financial Accounting Concepts (SFAC), 12
  - No. 1* (Objectives of Financial Reporting by Business Enterprises), 256, 258, 344
  - No. 3* (now SFAC *No. 6*), 493
  - No. 5* (Recognition and Measurement in Financial Statements of Business Enterprises), 53–55, 187, 257, 258, 292, 379, 599–601, 600f

Statements of Financial Accounting Concepts (SFAC) (*continued*)

- No. 6 (Elements of Financial Statements of Business Enterprises), 56, 159n20, 184, 292, 313, 319, 344, 378–379, 380, 387, 396, 433, 434, 435, 437, 441–443, 499, 521–522, 563
  - No. 7 (Using Cash Flow Information and Present Value in Accounting Measurements), 56–59, 320, 322
  - No. 8 (Conceptual Framework for Financial Reporting), 169, 184, 256, 258, 292
- Statements of Financial Accounting Standards (SFAS), 12
- No. 2, on research and development, 354, 361–362
  - No. 4, on reporting gains and losses, 390
  - No. 5, on accounting for contingencies, 287, 397, 504
  - No. 6, on classification of short-term obligations, 395
  - No. 7, using cash flow measurements and present value measurements in accounting, 154
  - No. 8, on foreign currency transactions, 49–52, 577–588
  - No. 12, on marketable securities, 285, 342, 344, 348
  - No. 13, on leases, 60, 460, 461, 462–467, 471, 472, 473, 479–480, 566
  - No. 14, on reporting for segments of business enterprises, 569–570
  - No. 15, on troubled debt restructurings, 403–404
  - No. 16, on prior period adjustments, 208
  - No. 33, on reporting cost information, 155, 603
  - No. 34, on interest costs, 311
  - No. 35, on defined benefit pension plans, 494n5, 500
  - No. 36, 493
  - No. 52, on foreign currency transactions, 427n16
  - No. 76, extinguishment of debt, 390, 391
  - No. 87, on employers' accounting for pensions, 494–495, 497, 498–500
  - No. 91, 470
  - No. 94, on consolidation, 559
  - No. 95, on cash flow, 257, 261, 283
  - No. 96, on accounting for income taxes, 423, 428, 436–438, 441
  - No. 100, on accounting for income taxes, 438n31
  - No. 103, on accounting for income taxes, 438n32
  - No. 105, on disclosure, 398, 401, 523
  - No. 106, on accounting for postretirement benefits, 502
  - No. 107, on disclosure, 401, 523
  - No. 109, on accounting for income taxes, 423, 425n10, 426, 428, 434n25, 439–443, 445–446
  - No. 112, on accounting for postretirement benefits, 504
  - No. 114, on reporting investments, 288, 350–352, 404
  - No. 115, on reporting investments, 155, 286, 338, 341, 343–345, 347–350
  - No. 116, on accounting for contributions, 313
  - No. 119, on derivatives, 401
  - No. 121, on long-lived assets, 319–321
  - No. 123, on stock based compensation, 532
  - No. 125, on financial assets, 352, 391
  - No. 128, on earnings per share, 199, 203
  - No. 130, on comprehensive income, 157, 204
  - No. 131, on segment reporting, 360, 568, 570
  - No. 132, on employers' disclosures about pensions and other postretirement benefits, 504
  - No. 133, on derivatives and hedging, 398, 401–402
  - No. 140, on transfers of financial assets, 352, 392, 567
  - No. 141, on business combinations, 359, 553, 554, 555, 557, 562, 565
  - No. 142, on goodwill and intangible assets, 356, 358–361
  - No. 143, on asset retirement obligations, 321–322
  - No. 144, on present value measurement, 190, 191, 319–321, 328
  - No. 145, on reporting and extraordinary item, 193n12, 390n17
  - No. 150, on financial instruments, 380, 383, 518, 524
  - No. 153, on nonmonetary transactions, 312
  - No. 154, on accounting changes, 195
  - No. 157, on fair value measurements, 153, 154, 155, 242–248
  - No. 158, on employers' accounting for defined benefit pensions and other postretirement plans, 504–506
  - No. 159, on fair value, 341, 344, 346–347, 379, 387
  - No. 160, on noncontrolling interests in consolidated financial statements, 518, 538, 562, 563
  - No. 162, on hierarchy of generally accepted accounting principles, 19
  - No. 164, on not for profit entities: mergers and acquisitions, 554
  - No. 167, on variable interest entities, 567–568
  - No. 168, on codification and hierarchy of generally accepted accounting principles, 19
  - No. 123R, 533–534
  - No. 141R, 563
- Staubus, George J., 521n13
- Stephens, L., 193n11
- Sterling, Robert, 2n2, 41, 41n39
- Sterling, Robert R., 153n9, 168n30
- Stewart, J. P., 33n7
- Stober, T. L., 102n17
- Stock buybacks, 130



- Stock dividends, 535
  - Stock option plans, 171–172
  - Stock options and warrants, 529–535
    - APB Opinion No. 25* and, 529–531
    - compensatory stock option plans, 530
    - fair value method and, 533
    - FASB ASC 716* and, 531–534
    - noncompensatory stock option plans, 530
    - stock warrants, 534–535
  - Stock splits, 535–536
  - Stock subscriptions, corporations and, 526–527
  - Stock warrants, 534–535
  - Stocken, P., 102n17
  - Stockholders' equity
    - derivatives and, 399
    - financial analysis of, 539–540
    - international accounting standards and, 540–542
  - Storey, R. K., 36n20
  - Storey, Reed K., 55n58
  - Storey, Sylvia, 55n58
  - Straight-line amortization, 348
  - Straight-line depreciation, 317
  - Straight-line method, bond interest expense and, 388
  - Strikes, 193
  - Subramanyam, K. R., 207n31
  - Subsequent events, 602–603
  - Sunbeam, 24–25, 174
  - Supplementary information, 603–608
    - auditor's report and, 603–605
    - interim financial statements, 605–607
    - liquidation basis of accounting and, 607–608
    - price-level information, 603
  - Supplementary schedules, 601
  - Supply and demand curves, 122–123, 122f
  - Sustainable income, 186, 187
  - Swaps, 400t
  - Sweeney, Henry W., 158n17
  - Systematic risk, 134
  - Systems risk, derivatives and, 400–401
- T**
- Tax benefits, leasing and, 459
  - Tax Reform Act of 1986, 436
  - Technical analysis, 128
  - Technical anomalies, 129–130
  - Temporal method, foreign currency translation and, 576–577
  - Temporary differences between pretax income and taxable income, 424–425
  - Temporary investments, 284–286
  - Termination benefits, 509
  - Terrorist attacks, 193–194
  - Thaler, R., 132n28
  - Thaler, Richard, 131, 131n27
  - The Accounting Establishment*, 626–627
  - The Conceptual Framework for Financial Reporting*, 105–108
  - Thiagarajan, R., 169n33, 170n35
  - Thomas, Arthur L., 315n7
  - Thomas, Jacob K., 215n37
  - Timeliness, accounting information and, 52
  - Timing differences, income taxes and, 426
  - Tinker, Anthony M., 141n43
  - Total current assets, 237
  - Trade-ins, 311
  - Trading range break, 129
  - Trading securities, 286
  - Traditional approach, present value and, 57
  - Transaction-based accounting, 155–156
  - Transaction price presumption, fair value measurements and, 244–245
  - Transfer pricing problem, segment reporting and, 571
  - Transfers of financial assets, 352–353
  - Transition amount, pension benefits and, 497
  - Transition obligations, amortization and, 503–504
  - Treasury bond index, 488
  - Treasury stock, 241, 536–537
    - cost method and, 536
    - disclosure requirements for, 537
    - per value method and, 536–537
  - Treasury stock method, 201
  - Troubled debt restructurings, 402–405
    - modification of terms, 403–405
    - satisfaction of the debt through an asset or equity swap, 405
  - Trueblood, Robert, 9
  - Trueblood Committee, 9–10, 41–42
  - Turn-of-the-month effect, 129
  - Turn-of-the-year effect, 129
  - Tversky, A., 130n26
  - Tyco, 23, 171, 615
  - Type A lease classification, 478
  - Type B lease classification, 478–479
- U**
- Unconditional purchase obligations, 399
  - Understandability, accounting information and, 52
  - Underwriters, 526
  - United Brands, 390
  - Units of activity, depreciation and, 317
  - Unrealized gross profit on installment sales, 396
  - Unrealized holding gains and losses, 157, 204
  - Unrecognized net asset, pension benefits and, 497
  - Unrecognized net obligation, pension benefits and, 497
  - Unsecuritized debt, impairment of investments in, 350–352
  - Unsystematic risk, 134
  - Unusual nature, extraordinary transactions and, 193
  - U.S. Financial Crisis Inquiry Commission, 127, 129n22
  - U.S. v. Arthur Young and Co. et al.* (1984), 22n36
  - Useful service life, depreciation and, 316
  - Utilitarianism, 623

**V**

Valuation allowance, 439–441  
 Value anomalies, 128, 129  
 Value in use, 327  
 Value of corporate earnings, 212–216  
 Van Daniker, Relmond P., 361n48  
 Variable interest entities (VIEs), 23, 567–568  
 Vatter, William J., 519n9  
 Veblen, Thorstein, 33  
 Verifiability, accounting information and, 52  
 Visibility theory of accounting, 139  
 Voice in management, debt vs. equity classification and, 381  
 Volcker, Paul, 25, 125, 125n16

**W**

Wahlen, James, 171n36  
 Waiting periods, going public and, 614  
 Walt Disney Company, 532  
 Warranty obligations and rights, 398  
 Waste Management, 24–25  
 Watergate investigation, 626  
 Watts, R., 138n37  
 Wealth, 230  
 Weekend effect, 129  
 Weil, R. L., 152n7  
 Westbrook, J., 248n14  
 Wheat, Francis, 9  
 Wheat Committee, 9–10  
 Whisper numbers, 149  
 Williamson, J., 125m13  
 Wilson, G. Peter, 126n21  
 Windfall gains and losses, 157  
 Windfall profits tax, 139  
 Wolfe, Michael C., 100n12  
 Working capital, 254. *See also* Inventories  
   accounts payable turnover ratio and, 299  
   accounts receivable turnover ratio and, 296–297  
   acid test (quick) ratio and, 295  
   bankruptcy of major customer and, 297  
   cash and, 283  
   cash equivalents and, 283–284  
   components of, 282–294  
   concept development and, 279–281

  current assets and, 283–293  
   current liabilities and, 293–294  
   current maturities and, 293–294  
   current ratio and, 295  
   current usage and, 281–282  
   deferrals and, 293  
   financial analysis of, 294–300  
   flow assumptions and, 289–292  
   international accounting standards and, 300–301  
   inventories and, 288–293  
   inventory quantity and, 288–289  
   inventory turnover ratio and, 297–298  
   LIFO reserve and, 298–299  
   liquidity problems and, 294  
   market fluctuations and, 292  
   payables and, 293  
   prepaid items and, 292–293  
   receivables and, 287–288  
   temporary investments and, 284–286  
 WorldCom, 23, 207, 615, 616  
 Write-downs, 193  
 Write-offs, 193  
 Written put options, 201–202  
 Wyatt, Arthur R., 551n1

**X**

Xerox, 615

**Y**

Yang, J. M., 356n39  
 Yi, Hans S., 100n12  
 Yield rate, bonds and, 385  
 Yohn, T. L., 102n17  
 Young, J., 49–50, 49n51  
 Young, S., 447n46

**Z**

Zeff, S. A., 32n2  
 Zeff, Stephen A., 230n1  
 Zeff, Steven A., 16n24  
 Zenon papyri, 2–3  
 Zero coupon bonds, 388–389  
 Zhang, I. X., 619n10